

BEFORE THE STATE CORPORATION COMMISSION  
OF THE STATE OF KANSAS

In the Matter of The Empire District Electric )  
Company Filing Compliance Reports and )  
Information as Prescribed by Commission ) Docket No. 21-EPDE-072-CPL  
Order Dated July 9, 2020, in Docket No. )  
20-EPDE-427-ACT )

**COMPLIANCE FILING**

The Empire District Electric Company ("Liberty-Empire"), pursuant to the requirements of the Commission's Order issued in Docket No. 20-EPDE-427-ACT ("427 Docket") on July 9, 2020, is providing the attached information in compliance with the Commission's Order.

WHEREFORE, Liberty-Empire requests the information provided be accepted by the Commission in compliance with the reporting requirements in the 427 Docket.



---

James G. Flaherty, #111777  
**ANDERSON & BYRD, LLP**  
216 S. Hickory ~ P.O. Box 17  
Ottawa, Kansas 66067  
(785) 242-1234, telephone  
(785) 242-1279, facsimile  
[jflaherty@andersonbyrd.com](mailto:jflaherty@andersonbyrd.com)

Diana C. Carter  
Liberty Utilities - Empire District  
428 E. Capitol Ave., Suite 303  
Jefferson City, Missouri 65101  
Phone: (573) 289-1961  
Email: [Diana.Carter@libertyutilities.com](mailto:Diana.Carter@libertyutilities.com)

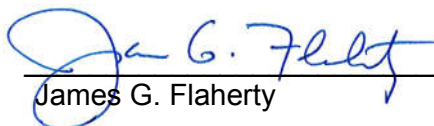
Attorneys for The Empire District Electric Company

**VERIFICATION**

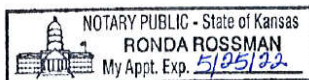
STATE OF KANSAS  
COUNTY OF FRANKLIN, ss:

James G. Flaherty, of lawful age, being first duly sworn on oath, states:

That he is the attorney for The Empire District Electric Company named in the foregoing Compliance Filing and is duly authorized to make this affidavit; that he has read the foregoing and knows the contents thereof; and that the facts set forth therein are true and correct.

  
\_\_\_\_\_  
James G. Flaherty

SUBSCRIBED AND SWORN to before me this 25<sup>th</sup> day of September, 2020.



  
\_\_\_\_\_

Notary Public

Appointment/Commission Expires:

## **CERTIFICATE OF SERVICE**

I hereby certify that a copy of the above and foregoing was sent via electronic mail this 25<sup>th</sup> day of September, 2020, addressed to:

Joseph R. Astrab  
[j.astrab@curb.kansas.gov](mailto:j.astrab@curb.kansas.gov)

Todd E. Love  
[t.love@curb.kansas.gov](mailto:t.love@curb.kansas.gov)

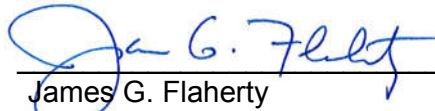
David W. Nickel  
[d.nickel@curb.kansas.gov](mailto:d.nickel@curb.kansas.gov)

Shonda Rabb  
[s.rabb@curb.kansas.gov](mailto:s.rabb@curb.kansas.gov)

Della Smith  
[d.smith@curb.kansas.gov](mailto:d.smith@curb.kansas.gov)

Cole Bailey  
[c.bailey@kcc.ks.gov](mailto:c.bailey@kcc.ks.gov)

Diana C. Carter  
[Diana.Carter@libertyutilities.com](mailto:Diana.Carter@libertyutilities.com)

  
James G. Flaherty

| <b>3.a. Arrearages</b>                  |                        |                        |                      |                       |                        |                        |                      |                       |  |
|---|------------------------|------------------------|----------------------|-----------------------|------------------------|------------------------|----------------------|-----------------------|--|
| Customer Class                          | 30 to 59 days past due | 60 to 89 days past due | Greater than 90-Days | Total with arrearages | 30 to 59 days past due | 60 to 89 days past due | Greater than 90-Days | Total with arrearages |  |
| <b>Residential</b>                      |                        |                        |                      |                       |                        |                        |                      |                       |  |
| August 2020 Total                       | \$ 289,841             | \$ 118,759             | \$ 378,982           | \$ 787,582            | 926                    | 340                    | 1,000                | 2,266                 |  |
| August 2019 Total                       | \$ 341,665             | \$ 124,469             | \$ 157,937           | \$ 624,071            | 1,149                  | 501                    | 773                  | 2,423                 |  |
| <b>Commercial</b>                       |                        |                        |                      |                       |                        |                        |                      |                       |  |
| August 2020 Total                       | \$ 17,579              | \$ 1,714               | \$ (6,605)           | \$ 12,688             | 70                     | 17                     | 52                   | 139                   |  |
| August 2019 Total                       | \$ 15,924              | \$ 1,778               | \$ 53,785            | \$ 71,488             | 58                     | 13                     | 28                   | 99                    |  |
| <b>Industrial</b>                       |                        |                        |                      |                       |                        |                        |                      |                       |  |
| August 2020 Total                       | \$ (1,168)             | \$ (209)               | \$ -                 | \$ (1,377)            | -                      | 1                      | -                    | 1                     |  |
| August 2019 Total                       | \$ -                   | \$ -                   | \$ (280)             | \$ (280)              | -                      | -                      | 1                    | 1                     |  |
| <b>3.b Total active customer count.</b> |                        |                        |                      |                       |                        |                        |                      |                       |  |
| Total                                   |                        |                        |                      |                       |                        |                        |                      |                       |  |
| <b>Residential</b>                      |                        |                        |                      |                       |                        |                        |                      |                       |  |
| August 2020 count of customers          | 8,187                  |                        |                      |                       |                        |                        |                      |                       |  |
| August 2019 count of customers          | 8,123                  |                        |                      |                       |                        |                        |                      |                       |  |
| <b>Commercial</b>                       |                        |                        |                      |                       |                        |                        |                      |                       |  |
| August 2020 count of customers          | 1,434                  |                        |                      |                       |                        |                        |                      |                       |  |
| August 2019 count of customers          | 1,438                  |                        |                      |                       |                        |                        |                      |                       |  |
| <b>Industrial</b>                       |                        |                        |                      |                       |                        |                        |                      |                       |  |
| August 2020 count of customers          | 47                     |                        |                      |                       |                        |                        |                      |                       |  |
| August 2019 count of customers          | 53                     |                        |                      |                       |                        |                        |                      |                       |  |
| <b>3.c.i Voluntary Disconnects</b>      |                        |                        |                      |                       |                        |                        |                      |                       |  |
| Total                                   |                        |                        |                      |                       |                        |                        |                      |                       |  |
| <b>Residential</b>                      |                        |                        |                      |                       |                        |                        |                      |                       |  |
| August 2020 count of customers          | 156                    |                        |                      |                       |                        |                        |                      |                       |  |
| August 2019 count of customers          | 150                    |                        |                      |                       |                        |                        |                      |                       |  |
| <b>Commercial</b>                       |                        |                        |                      |                       |                        |                        |                      |                       |  |
| August 2020 count of customers          | 8                      |                        |                      |                       |                        |                        |                      |                       |  |
| August 2019 count of customers          | 8                      |                        |                      |                       |                        |                        |                      |                       |  |
| <b>Industrial</b>                       |                        |                        |                      |                       |                        |                        |                      |                       |  |
| August 2020 count of customers          | 2                      |                        |                      |                       |                        |                        |                      |                       |  |
| August 2019 count of customers          | 0                      |                        |                      |                       |                        |                        |                      |                       |  |

|   |              |
|---|--------------|
| <b>3.c.ii Involuntary Disconnects</b>                             | Total        |
| Residential   |              |
| August 2020 count of customers                                    | 54           |
| August 2019 count of customers                                    | 36           |
| Commercial  |              |
| August 2020 count of customers                                    | 1            |
| August 2019 count of customers                                    | 1            |
| Industrial  |              |
| August 2020 count of customers                                    | 0            |
| August 2019 count of customers                                    | 0            |
| <b>3.d Reconnections</b>  | Total        |
| Residential   |              |
| August 2020 count of customers                                    | 21           |
| August 2019 count of customers                                    | 18           |
| Commercial  |              |
| August 2020 count of customers                                    | 0            |
| August 2019 count of customers                                    | 0            |
| Industrial  |              |
| August 2020 count of customers                                    | 0            |
| August 2019 count of customers                                    | 0            |
| <b>4.a COVID-19 Payment Plans Count of Customers Accepting</b>    | Total 8/2020 |
| Residential   |              |
| August 2020 count of customers accepting a COVID-19 Payment Plan  | 72           |
| Commercial  |              |
| August 2020 count of customers accepting a COVID-19 Payment Plan  | 1            |
| Industrial  |              |
| August 2020 count of customers accepting a COVID-19 Payment Plan  | N/A          |
| <b>4.b COVID-19 Payment Plans Average Number of Months to Pay</b> | Total 8/2020 |
| Residential   |              |
| August 2020 average number of months to pay COVID-19 Payment Plan | 12           |
| Commercial  |              |
| August 2020 average number of months to pay COVID-19 Payment Plan | 12           |
| Industrial  |              |
| August 2020 average number of months to pay COVID-19 Payment Plan | N/A          |

| <b>4.c COVID-19 Payment Plans Average Monthly Payment Amount</b>       |    | Total 8/2020 |
|--|----|--------------|
| Residential  |    |              |
| August 2020 average payment amount COVID-19 Payment Plan               | \$ | 181.91       |
| Commercial   |    |              |
| August 2020 average payment amount COVID-19 Payment Plan               | \$ | 270.00       |
| Industrial   |    |              |
| August 2020 average payment amount COVID-19 Payment Plan               |    | N/A          |
| <b>4.d COVID-19 Payment Plan Broken Plan 2 Times thus Disconnected</b> |    | Total 8/2020 |
| Residential  |    |              |
| August 2020 Count COVID-19 Payment Plan Broken Plan 2 times            |    | 0            |
| Commercial   |    |              |
| August 2020 Count COVID-19 Payment Plan Broken Plan 2 times            |    | 0            |
| Industrial   |    |              |
| August 2020 Count COVID-19 Payment Plan Broken Plan 2 times            |    | N/A          |