

CERTIFICATE OF SERVICE

I, the undersigned, hereby certify that a true and correct copy of the above was electronically served, hand-delivered or mailed, postage prepaid, this 12th day of June, 2015 to:

ANDREW FRENCH, LITIGATION COUNSEL
KANSAS CORPORATION COMMISSION
1500 SW ARROWHEAD RD
TOPEKA, KS 66604-4027

STEPHEN AND KAREN GRADWOHL
11791 W. 112TH STREET
OVERLAND PARK, KS 66210



/s/ Roger W. Steiner
Roger W. Steiner



**Know what's below.
Call before you dig.**



**Once the utility lines have been marked
and you're ready to dig in the vicinity
of utility lines...**

- ✓ Use only rounded/blunt edged tools.





- ✗ Don't use axes, hand or powered posthole diggers, picks, mattocks, pry/probing bars or mechanized equipment, as these often result in damage.

- ✓ Keep the face of the shovel parallel with the utility line markings.





- ✓ If the utility line is visible, keep the face of the shovel parallel with the utility line and use all precautions when removing the soil from around the utility line.
- ✗ Don't be aggressive with digging close to utility lines.

- ✗ Don't pry against a utility line.
- ✗ Don't take for granted that a utility line will be at a certain depth.
- ✗ Don't assume an unmarked line is abandoned.
- ✗ Don't assume that a utility line that is uncovered will be the only one. There may be another line underneath or close by.




- ✗ Don't become frustrated if you do not encounter a utility line right away. Frustration can lead to carelessness and eventual damage to the utility line.



- ✗ Don't expose excessive lengths of a utility line.
- ✗ Don't leave utility lines exposed while unattended.
- ✗ Don't attempt to move underground utility lines.



Safe Digging Tips



800-DIG-SAFE
KansasOneCall.com

ATTACHMENT D


Page 1 of 2



Know what's below.
Call before you dig.

Always contact Kansas One Call first!
Phone 800-DIG-SAFE or simply dial '811'
or visit us at www.kansasonecall.com

1 CALL Before You Dig before planting trees, putting in fences or other activities that require you to dig a hole, please review these "Best Practices" designed to help protect you from injury and expense. For more information, go to www.call811.com.



3 RESPECT the Marks! The utility companies will use colored flags or paint to indicate the approximate location of their underground utilities. To assist the utility company, you may mark the area of excavation with white paint or white flags.

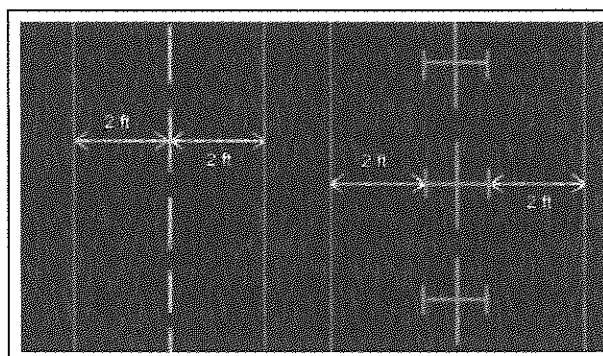
	WHITE - Proposed Excavation
	PINK - Temporary Survey Markings
	RED - Electric Power Lines, Cables, Conduit And Lighting Cables
	YELLOW - Gas, Oil, Steam, Petroleum Or Gaseous Materials
	ORANGE - Communication, Alarm Or Signal Lines, Cables Or Conduit
	BLUE - Potable Water
	PURPLE - Reclaimed Water, Irrigation And Slurry Lines
	GREEN - Sewers And Drain Lines

2 WAIT Two Full Working Days after contacting Kansas One Call for the utility companies to visit your dig site to mark the approximate location of their underground utility lines. See the chart below.

Call Timeline:												
	Mon	Tue	Wed	Thu	Fri	Sat	Sun	Mon	Tue	Wed	Thu	
Mon		1	2	ok								
Tue			1	2	ok							
Wed				1	2	ok						
Thu					1		2	ok				
Fri						1	2	ok				
Sat							1	2	ok			
Sun								1	2	ok		

Locates are valid for 15 calendar days



4 Dig With Care! The paint and flags placed by the utility company indicate the approximate location of their facilities, which may be anywhere in a 2 foot (24") tolerance zone on either side of the line of paint or flags.



Please Note:

The notified facility/utility owners **will not** mark privately owned underground lines. These include but are not limited to; power or electric service, water and sewer pipes from the meter to your home, invisible fencing, sprinkler systems, well and septic systems, etc.

Some utility companies will locate private utility lines if requested. Check with your local utility companies for details.



Call 800-DIG-SAFE or dial '811'