




CITY OF PRATT

Electric Department
(316) 672-3831
(316) 672-2022

321 West Tenth St.
Pratt, Kansas 67124

November 24, 1998



Gentlemen:

Subject: Docket No. #99-GIME-321-GIG
Kansas Corporation Commission

I)

STATE CORPORATION COMMISSION

a)	Year	Est. Peak
	1999	22,700
	2000	22,800
	2001	23,000
	2002	23,100

NOV 30 1998

David J. Heinemann Docket Room

	Year	Peak	Date
	1996	22,100	7-03-1996
	1997	20,700	7-25-1997
	1998	23,700	6-29-1998

b)	Year	Capacity	Cap Balance
	1999	29,000	6,300
	2000	29,000	6,200
	2001	29,000	6,000
	2002	29,000	5,900

Summer capacity

	1996	29,000	6,900
	1997	29,000	8,300
	1998	29,000	5,300

	Unit Number	Rating	Capacity
	#6 Dual Fuel	7,800	8,200
	#5 Steam	14,000	14,000
	#4 Steam	5,000	5,300
	#2 Diesel	1,875	1,500

c) N/A

d) N/A

e) 5 year estimate throw out the high and low and add in annual growth of city of Pratt 1%.


f) any major business growth.


II)

a) N/A

b) N/A

c) N/A


Kenny Kreutzer, Chief of Power Plant


Larry Koontz, Public Works Director

Appendix A, continued.

Questions for Kansas Electric Utilities that Do Not Belong to SPP

- I) Please provide the following information:
- a) Do you have a net (total minus interruptible) peak internal demand forecast for the Summers of 1998 through 2007? If so, please provide the forecasts, if not, please provide any forecast information you do have, and information regarding the 1996 through 1998 net Summer internal demand peaks including dates and amounts.
 - b) Do you have a forecast for planned capacity resources for the Summers of 1998 through 2007? If so please provide the planned capacity resource forecasts, if not please provide any capacity planning information you do have, and information regarding 1996 through 1998 Summer capacity resources including source and amount.
 - c) List the planned capacity purchases for the years 1998 through 2007 by seller, capacity and year. Include year contract expires and describe whether purchase is from a designated unit or from seller's system. Note if any capacity purchases are nonfirm.
 - d) List the planned capacity sales for the years 1998 through 2007 by buyer, capacity and year. Include year contract expires and describe whether sale is from a designated unit or from system. Note if any capacity sales are nonfirm.
 - e) Estimate of annual peak Summer demand growth in percentage and how this estimate was derived.
 - f) List any other adjustments to planned capacity resources or net internal demand considered in forecasts.
- II) If the responses to these questions were coordinated by a representative organization for the affected utilities, please provide the following:
- a) List of municipal utilities or cooperatives not represented in the responses.
 - b) List of cooperatives already addressed by Sunflower Electric Power Corporation's SPP EIA411 data and the amounts reported separately by Sunflower included in this response.
 - c) Any information regarding the probable accuracy of the data and how it was obtained.

