

BEFORE THE STATE CORPORATION COMMISSION  
OF THE STATE OF KANSAS

In the Matter of the Application of Western )  
Cooperative Electric Association, Inc. Seeking )  
Commission Approval to Update Its Local )  
Access Delivery Service Tariff Pursuant to the ) Docket No. 18-WSTE- 473 - TAR  
34.5kV Formula Based Rate Plan Approved in )  
Docket No. 16-MKEE-023-TAR. )

**APPLICATION**

COMES NOW, Western Cooperative Electric Association, Inc. (“Western” or “Cooperative”), and pursuant to K.S.A. 66-117, hereby files this Application with the Kansas Corporation Commission (“KCC” or “Commission”) for the purpose of updating its Local Access Delivery Service (“LADS”) tariff. Expressly, Western proposes to implement an increase to the LADS demand charge assessed on the wholesale users (“Third Party”) of its 34.5kV system from \$1.70 per kW to \$1.73 per kW in accordance with the 34.5kV Formula Based Rate (“34.5kV FBR”) plan approved in Docket No. 16-MKEE-023-TAR (“16-023 Docket”). In support of its Application, Western states as follows:

**I. Background**

1. Western is a member-owned distribution electric cooperative. Headquartered in WaKeeney, Kansas, Western’s 56 employees maintain and operate over 3,980 miles of line in parts of 13 Northwest Kansas counties. As a member-owner of both Sunflower Electric Power Corporation (“Sunflower”) and Mid-Kansas Electric Company, LLC (“Mid-Kansas”) Generation and Transmission (“G&T”) entities, Western serves approximately 12,180 retail

customers in its Native and Mid-Kansas service areas combined.<sup>1</sup> Western also serves some wholesale customers (referred to as Third Party) over the 34.5kV system in its Mid-Kansas service area. The subject 34.5kV facilities were found to provide “transmission service” under Kansas law.<sup>2</sup>

2. Western has opted to deregulate from the jurisdiction, regulation, and control of the Commission, pursuant to K.S.A. 66-104d.<sup>3</sup> However, under subsection (f) of this statute, certain operations and transactions of deregulated electric cooperatives continue to be regulated by the Commission, including “charges, fees or tariffs for transmission services.” The Local Access Delivery Service tariff (available in the Western Mid-Kansas service area and applicable to the Cooperative’s wholesale customers using its 34.5kV system) is an example of the latter and therefore remains subject to Commission regulation.
3. On July 16, 2015, Western, along with Mid-Kansas and three of its other member utilities, filed a Joint Application in the 16-023 Docket for approval of individual alternative FBR Plans that would allow the member utilities to make annual adjustments to LADS rates for use of their corresponding 34.5kV sub-transmission assets. On December 30, 2015, Mid-Kansas and its four member utilities, Commission Staff, Kansas Electric Power Cooperative, Inc. (“KEPCo”), and Western Kansas Industrial Electric Consumers (“WKIEC”) filed a Joint Motion for Approval of a Unanimous Settlement Agreement. On March 10, 2015, the Commission issued an Order Approving Settlement Agreement and the corresponding

---

<sup>1</sup> Provision of service to the retail customers in the Mid-Kansas service area has been established pursuant to the recent Certificate and Order approved by the Commission on November 21, 2013 in Docket No. 13-MKEE-447-MIS (“13-447 Docket”).

<sup>2</sup> Order Addressing Joint Motion to Approve Stipulation and Agreement under Docket No. 11-GIME-597-GIE, issued January 11, 2012 (see also the Stipulation and Agreement, filed December 1, 2011 under the same docket). Note that the cited finding is applicable to all Mid-Kansas member-owned 34.5kV facilities, not only those of Western.

<sup>3</sup> This is now true for both of Western’s Native and Mid-Kansas service areas. For Mid-Kansas’ service area deregulation, see June 10, 2014 Commission Order Affirming Western Cooperative Electric Association, Inc.’s Election to Deregulate under Docket. No. 14-WSTE-533-DRC.

Protocols defining each of the four affected utilities' respective 34.5kV FBR Plans. Western's Commission-approved 34.5kV FBR Protocols ("Protocols") are attached to the March 10, 2016 Commission Order Approving Settlement in the 16-023 Docket as Exhibit D.<sup>4</sup> The Protocols direct the Cooperative to file annual updates to its LADS rate by May 1 of each year. Accordingly, Western is hereby submitting the second Annual Update to its 34.5kV FBR Plan in compliance with the Commission Order in the 16-023 Docket.

4. In addition to the undersigned, copies of pleadings, documents, and correspondence in this docket should be sent to:

Dennis Deines  
Western Cooperative Electric Assn.,  
Inc.  
635 S.13th  
P.O. Box 278  
WaKeeney, KS 67672  
(785) 743-5561  
[dennisd@westerncoop.com](mailto:dennisd@westerncoop.com)

Stacey Malsam  
Western Cooperative Electric Assn.,  
Inc.  
635 S.13th  
P.O. Box 278  
WaKeeney, KS 67672  
(785) 743-5561  
[staceym@westerncoop.com](mailto:staceym@westerncoop.com)

## **II. Proposed Changes to the Local Access Delivery Service Tariff and Supporting Exhibits**

5. Under the provisions of the LADS tariff, Western assesses a monthly demand rate, sometimes referred to as Local Access Charge ("LAC"), on its wholesale customers taking service over its 34.5kV facilities (Third Party users). The currently effective LADS rate of \$1.70 per kW was last approved by the Commission in Docket No. 17-WSTE-477-TAR last year using a 2016 Historical Test Year and 2017 Budget Year. This year, per the Commission-approved 34.5kV FBR, Western is allowed to utilize a most recent 2017 Historical Test Year, as well as make limited adjustments as appropriate under the FBR Protocols to the 2018 Budget Year for

---

<sup>4</sup> Additionally, same Protocols were attached, with the corrected pagination, to the more recent Commission Order Granting Petition for Clarification filed on April 26, 2016 in the same 16-023 Docket.

purposes of updating a monthly demand charge assessed under the LADS tariff. The testimony of Ms. Elena Larson, filed with this Application, explains and supports the proposed rate of \$1.73/kW indicated in the updated tariff (included with this Application as Exhibit 14). The detailed calculation performed in the template as prescribed by the 34.5kV FBR Protocols is contained in Exhibit 5 attached to the Application.

6. In addition to the Direct Prefiled Testimony of Ms. Larson, Western is also submitting the Direct Prefiled Testimony of Mr. Dennis Deines, Western's Co-Interim General Manager. Mr. Deines's testimony: (1) affirms Western's support for the calculation as contained in Ms. Larson's Direct Prefiled Testimony; (2) confirms Western will notify its customers as required in Section C of the Protocols; (3) attests to the Equity Test requirement noted in Section H of the Protocols; and (4) provides an insight as to the information required by item No. 11 listed in Section F of the Protocols.
7. Further, to support its Annual Update filing, Western includes the following documents, as prescribed in the Filing Exhibits section of Western's Commission-approved 34.5kV FBR Protocols:
  - **Exhibit 2** - A complete audited December United States Department of Agriculture Rural Utilities Service ("RUS") Financial and Statistical Report ("Form 7") for 2017 detailing the consolidated financial position of Western (the combined financial position of the acquired/Mid-Kansas division and the native/Sunflower division).
  - **Exhibit 3** - Same as above, as the combined RUS Form 7 contains the financial statements (Income statement, Balance Sheet, etc.) detailing the consolidated financial position of Western. Western's RUS Form 7 being submitted has been audited.

- **Exhibit 4** - Western's Comparative Operating Income Statement and Balance Sheet for 2015 - 2017 (Mid-Kansas division data).
- **Exhibit 5** - Completed formulas as approved for Western by the Commission in Docket No. 16-MKEE-023-TAR (PDF and a populated Excel formula template in fully functional spreadsheets, with all work papers attached).
- **Exhibit 6** - Trial Balance for 2015 - 2017 (Mid-Kansas division data).
- **Exhibit 7** - Payroll Journal for 2015 - 2017 (Mid-Kansas division data).
- **Exhibit 8** - Operating Budget for 2016 - 2018 (Mid-Kansas division data).
- **Exhibit 9** - Other applicable supplemental schedules necessary to audit the filing.
- **Exhibit 10** - A complete detailed accounting, by account, of all dues, donations, charitable contributions, promotional advertising, penalties and fines, and entertainment expenses incurred during 2017.
- **Exhibit 11** - A summary explanation of any material increases (more than 10 percent in a cost of service item from the previous year). This item is contained in Mr. Deines' Prefiled Direct Testimony.
- **Exhibit 12** - A concise statement and supporting documentation to the following information:
  - a. Approved plant additions and retirements projected to cost \$100,000 or more for the budget year.
  - b. The estimated financing costs associated with the plant additions.
  - c. Any changes in the amount of wholesale/retail load supporting the 34.5kV system costs during the test year.

- **Exhibit 13** - A narrative describing the process used to allocate any costs to the Mid-Kansas/acquired division from the Sunflower/native division or from the consolidated financials of Western.
- **Exhibit 14** - Proposed tariff sheets including the proposed rate adjustment.


### **III. Requested Timeline for Commission Action**

8. As envisioned in the Commission-approved 34.5kV FBR Protocols, Section B, the final ruling in the instant Docket will be issued prior to the standard 240 days allotted under K.S.A. 66-117; rather, the Commission Order on the Annual Update is to be issued within 150 - 180 days after Western submits its Annual Update. To ensure the effective and timely process for all the involved parties, Western respectfully requests the Commission take action on this Application as soon as administratively possible, including the issuance of the Commission Procedural and/or Discovery and the Protective Orders in accordance with the guidelines noted in Section B of the Protocols.

The proposed rate as contained in the updated LADS tariff attached hereto as Exhibit 14 is just and reasonable, as it is based on the established methodology approved by the Commission. Specifically, it is calculated in a comprehensive manner that follows the guidelines detailed in the Protocols as approved for Western's 34.5kV FBR plan in the 16-023 Docket. Furthermore, Western's filing submitted hereto is adequately supported by the complete list of the required filing exhibits specified in Section F of the 34.5kV FBR Protocols.

WHEREFORE, Applicant respectfully requests that the Commission (1) issue an Order approving its updated Local Access Delivery Service tariff and (2) for such other and further relief as the Commission may deem just and proper.

Respectfully submitted,

A handwritten signature in black ink, appearing to read "Dennis Deines". The signature is written in a cursive style with large, looping letters.

**Dennis Deines**

Co-Interim General Manager

Western Cooperative Electric Association, Inc.

635 S.13th

P.O. Box 278

WaKeeney, KS 67672


(785) 743-5561

[dennisd@westerncoop.com](mailto:dennisd@westerncoop.com)


VERIFICATION

STATE OF KANSAS    )  
                                  ) ss:  
COUNTY OF TREGO    )

Dennis Deines, being first duly sworn, deposes and says that he is the official representative of the above named Applicant; that he has read the above and foregoing Application, and, upon information and belief, states that the matters therein appearing are true and correct.

  
Dennis Deines

**SUBSCRIBED AND SWORN** to me this 26<sup>th</sup> day of April, 2018.

  
\_\_\_\_\_  
Public Notary

My Appointment Expires:





**EXHIBIT 1**  
**Testimony Describing the Rate Adjustment Being Requested**

Prefiled Direct Testimony of D. Deines and E. Larson, submitted with this filing.

**EXHIBIT 2**  
**2017 RUS Form 7 – Total Company**  
**AUDITED**

According to the Paperwork Reduction Act of 1995, an agency may not conduct or sponsor, and a person is not required to respond to, a collection of information unless it displays a valid OMB control number. The valid OMB control number for this information collection is 0572-0032. The time required to complete this information collection is estimated to average 15 hours per response, including the time for reviewing instructions, searching existing data sources, gathering and maintaining the data needed, and completing and reviewing the collection of information.

UNITED STATES DEPARTMENT OF AGRICULTURE  
RURAL UTILITIES SERVICE

**FINANCIAL AND OPERATING REPORT  
ELECTRIC DISTRIBUTION**

BORROWER DESIGNATION  
KS0047

PERIOD ENDED December, 2017

BORROWER NAME The Western Cooperative Electric Association,

INSTRUCTIONS - See help in the online application.

This information is analyzed and used to determine the submitter's financial situation and feasibility for loans and guarantees. You are required by contract and applicable regulations to provide the information. The information provided is subject to the Freedom of Information Act (5 U.S.C. 552)

**CERTIFICATION**

**We recognize that statements contained herein concern a matter within the jurisdiction of an agency of the United States and the making of a false, fictitious or fraudulent statement may render the maker subject to prosecution under Title 18, United States Code Section 1001.**

We hereby certify that the entries in this report are in accordance with the accounts and other records of the system and reflect the status of the system to the best of our knowledge and belief.

**ALL INSURANCE REQUIRED BY PART 1788 OF 7 CFR CHAPTER XVII, RUS, WAS IN FORCE DURING THE REPORTING PERIOD AND RENEWALS HAVE BEEN OBTAINED FOR ALL POLICIES DURING THE PERIOD COVERED BY THIS REPORT PURSUANT TO PART 1718 OF 7 CFR CHAPTER XVII**

(check one of the following)

All of the obligations under the RUS loan documents have been fulfilled in all material respects.

There has been a default in the fulfillment of the obligations under the RUS loan documents. Said default(s) is/are specifically described in Part D of this report.

Stacey Malsam

2/16/2018

DATE

**PART A. STATEMENT OF OPERATIONS**

ITEM	YEAR-TO-DATE			THIS MONTH
	LAST YEAR (a)	THIS YEAR (b)	BUDGET (c)	
1. Operating Revenue and Patronage Capital	37,534,493	37,534,533	37,732,675	2,996,335
2. Power Production Expense				
3. Cost of Purchased Power	23,997,727	24,160,105	24,450,311	1,937,073
4. Transmission Expense	268,510	309,627	257,613	30,228
5. Regional Market Expense				
6. Distribution Expense - Operation	2,425,572	2,794,932	2,387,335	278,295
7. Distribution Expense - Maintenance	1,647,533	1,572,749	1,618,701	121,810
8. Customer Accounts Expense	793,517	475,141	882,519	33,958
9. Customer Service and Informational Expense	261,966	264,598	257,570	22,076
10. Sales Expense				
11. Administrative and General Expense	2,190,121	2,396,415	2,227,948	204,546
<b>12. Total Operation &amp; Maintenance Expense (2 thru 11)</b>	<b>31,584,946</b>	<b>31,973,567</b>	<b>32,081,997</b>	<b>2,627,986</b>
13. Depreciation and Amortization Expense	2,227,195	2,316,781	2,356,483	203,563
14. Tax Expense - Property & Gross Receipts				
15. Tax Expense - Other				
16. Interest on Long-Term Debt	1,321,051	1,369,292	1,448,305	113,229
17. Interest Charged to Construction - Credit				
18. Interest Expense - Other				
19. Other Deductions	0	18	0	2
<b>20. Total Cost of Electric Service (12 thru 19)</b>	<b>35,133,192</b>	<b>35,659,658</b>	<b>35,886,785</b>	<b>2,944,780</b>
<b>21. Patronage Capital &amp; Operating Margins (1 minus 20)</b>	<b>2,401,301</b>	<b>1,874,875</b>	<b>1,845,890</b>	<b>51,555</b>
22. Non Operating Margins - Interest	113,563	138,435	77,980	20,461
23. Allowance for Funds Used During Construction				
24. Income (Loss) from Equity Investments				
25. Non Operating Margins - Other	(29,313)	(39,828)	(39,552)	234
26. Generation and Transmission Capital Credits	1,363,498	3,122,004	2,380,710	0
27. Other Capital Credits and Patronage Dividends	122,055	137,953	84,147	0
28. Extraordinary Items				
<b>29. Patronage Capital or Margins (21 thru 28)</b>	<b>3,971,104</b>	<b>5,233,439</b>	<b>4,349,175</b>	<b>72,250</b>

UNITED STATES DEPARTMENT OF AGRICULTURE  
RURAL UTILITIES SERVICE

**FINANCIAL AND OPERATING REPORT  
ELECTRIC DISTRIBUTION**

BORROWER DESIGNATION

KS0047

PERIOD ENDED

December, 2017

INSTRUCTIONS - See help in the online application.

**PART B. DATA ON TRANSMISSION AND DISTRIBUTION PLANT**

ITEM	YEAR-TO-DATE		ITEM	YEAR-TO-DATE	
	LAST YEAR (a)	THIS YEAR (b)		LAST YEAR (a)	THIS YEAR (b)
1. New Services Connected	177	212	5. Miles Transmission	268.76	268.76
2. Services Retired	230	267	6. Miles Distribution – Overhead	3,707.71	3,712.86
3. Total Services in Place	12,225	12,170	7. Miles Distribution - Underground	5.57	5.91
4. Idle Services (Exclude Seasonals)	301	364	<b>8. Total Miles Energized (5 + 6 + 7)</b>	3,982.04	3,987.53

**PART C. BALANCE SHEET**

ASSETS AND OTHER DEBITS		LIABILITIES AND OTHER CREDITS	
1. Total Utility Plant in Service	88,484,317	30. Memberships	0
2. Construction Work in Progress	2,247,957	31. Patronage Capital	36,320,642
<b>3. Total Utility Plant (1 + 2)</b>	<b>90,732,274</b>	32. Operating Margins - Prior Years	0
4. Accum. Provision for Depreciation and Amort.	27,318,168	33. Operating Margins - Current Year	1,874,876
<b>5. Net Utility Plant (3 - 4)</b>	<b>63,414,106</b>	34. Non-Operating Margins	3,358,563
6. Non-Utility Property (Net)	0	35. Other Margins and Equities	222,157
7. Investments in Subsidiary Companies	0	<b>36. Total Margins &amp; Equities (30 thru 35)</b>	<b>41,776,238</b>
8. Invest. in Assoc. Org. - Patronage Capital	18,829,656	37. Long-Term Debt - RUS (Net)	0
9. Invest. in Assoc. Org. - Other - General Funds	292,192	38. Long-Term Debt - FFB - RUS Guaranteed	33,972,028
10. Invest. in Assoc. Org. - Other - Nongeneral Funds	479,035	39. Long-Term Debt - Other - RUS Guaranteed	0
11. Investments in Economic Development Projects	1,562,999	40. Long-Term Debt Other (Net)	9,011,242
12. Other Investments	0	41. Long-Term Debt - RUS - Econ. Devel. (Net)	1,616,328
13. Special Funds	0	42. Payments – Unapplied	517,083
<b>14. Total Other Property &amp; Investments (6 thru 13)</b>	<b>21,163,882</b>	<b>43. Total Long-Term Debt (37 thru 41 - 42)</b>	<b>44,082,515</b>
15. Cash - General Funds	356,621	44. Obligations Under Capital Leases - Noncurrent	59,799
16. Cash - Construction Funds - Trustee	0	45. Accumulated Operating Provisions and Asset Retirement Obligations	414,934
17. Special Deposits	0	<b>46. Total Other Noncurrent Liabilities (44 + 45)</b>	<b>474,733</b>
18. Temporary Investments	525,857	47. Notes Payable	190
19. Notes Receivable (Net)	0	48. Accounts Payable	2,051,261
20. Accounts Receivable - Sales of Energy (Net)	3,524,414	49. Consumers Deposits	670,543
21. Accounts Receivable - Other (Net)	570,711	50. Current Maturities Long-Term Debt	1,884,066
22. Renewable Energy Credits	0	51. Current Maturities Long-Term Debt - Economic Development	0
23. Materials and Supplies - Electric & Other	1,015,001	52. Current Maturities Capital Leases	176,136
24. Prepayments	181,093	53. Other Current and Accrued Liabilities	931,636
25. Other Current and Accrued Assets	5,818	<b>54. Total Current &amp; Accrued Liabilities (47 thru 53)</b>	<b>5,713,832</b>
<b>26. Total Current and Accrued Assets (15 thru 25)</b>	<b>6,179,515</b>	55. Regulatory Liabilities	0
27. Regulatory Assets	0	56. Other Deferred Credits	95,760
28. Other Deferred Debits	1,385,575	<b>57. Total Liabilities and Other Credits (36 + 43 + 46 + 54 thru 56)</b>	<b>92,143,078</b>
<b>29. Total Assets and Other Debits (5+14+26 thru 28)</b>	<b>92,143,078</b>		

<p style="text-align: center;">UNITED STATES DEPARTMENT OF AGRICULTURE RURAL UTILITIES SERVICE <b>FINANCIAL AND OPERATING REPORT ELECTRIC DISTRIBUTION</b></p>	<p>BORROWER DESIGNATION  KS0047</p>
<p>INSTRUCTIONS - See help in the online application.</p>	<p>PERIOD ENDED December, 2017</p>

**PART D. NOTES TO FINANCIAL STATEMENTS**

PART C - LINE 28 OTHER DEFERRED DEBITS - Prepaid NRECA RS Pension Contribution to be amortized over 10 years (\$1,285,050.52); Computer Hardware, Software, Data Conversion, Computer and Network Support Charges prepaid (\$100,524.85)

PART C - LINE 35 OTHER MARGINS AND EQUITIES - Donated Capital (\$1,625.93); Reacquired Capital Credits (\$635,465.54); Post-Retirement Benefit Obligation Other Comprehensive Income (-\$414,934.24)

PART C- LINE 56 OTHER DEFERRED CREDITS - Member Prepayments (\$95,760.00)

<p style="text-align: center;">UNITED STATES DEPARTMENT OF AGRICULTURE RURAL UTILITIES SERVICE <b>FINANCIAL AND OPERATING REPORT ELECTRIC DISTRIBUTION</b></p>	<p>BORROWER DESIGNATION  KS0047</p>
<p>INSTRUCTIONS - See help in the online application.</p>	<p>PERIOD ENDED December, 2017</p>
<p><b>PART D. CERTIFICATION LOAN DEFAULT NOTES</b></p>	
Empty row for notes	

**FINANCIAL AND OPERATING REPORT  
ELECTRIC DISTRIBUTION**

BORROWER DESIGNATION  
KS0047

PERIOD ENDED  
December, 2017

INSTRUCTIONS - See help in the online application.

**PART E. CHANGES IN UTILITY PLANT**

PLANT ITEM	BALANCE BEGINNING OF YEAR (a)	ADDITIONS (b)	RETIREMENTS (c)	ADJUSTMENTS AND TRANSFERS (d)	BALANCE END OF YEAR (e)
1. Distribution Plant	57,534,629	8,696,706	2,809,789		63,421,546
2. General Plant	5,149,582	676,448	260,369		5,565,661
3. Headquarters Plant	3,542,785	69,192			3,611,977
4. Intangibles	3,532,998				3,532,998
5. Transmission Plant	12,716,503	141,129	505,498		12,352,134
6. Regional Transmission and Market Operation Plant	0				0
7. All Other Utility Plant	0				0
<b>8. Total Utility Plant in Service (1 thru 7)</b>	82,476,497	9,583,475	3,575,656		88,484,316
9. Construction Work in Progress	6,325,079	(4,077,121)			2,247,958
<b>10. Total Utility Plant (8 + 9)</b>	88,801,576	5,506,354	3,575,656		90,732,274

**PART F. MATERIALS AND SUPPLIES**

ITEM	BALANCE BEGINNING OF YEAR (a)	PURCHASED (b)	SALVAGED (c)	USED (NET) (d)	SOLD (e)	ADJUSTMENT (f)	BALANCE END OF YEAR (g)
1. Electric	949,657	1,263,531	50,776	1,233,934	5,513	(11,006)	1,013,511
2. Other	92,757	0	0	159	91,966	857	1,489

**PART G. SERVICE INTERRUPTIONS**

ITEM	AVERAGE MINUTES PER CONSUMER BY CAUSE				TOTAL (e)
	POWER SUPPLIER (a)	MAJOR EVENT (b)	PLANNED (c)	ALL OTHER (d)	
1. Present Year	9.060	458.880	6.110	49.290	523.340
2. Five-Year Average	20.660	134.350	19.520	73.700	248.230

**PART H. EMPLOYEE-HOUR AND PAYROLL STATISTICS**

1. Number of Full Time Employees	53	4. Payroll - Expensed	2,616,977
2. Employee - Hours Worked - Regular Time	112,876	5. Payroll - Capitalized	1,290,669
3. Employee - Hours Worked - Overtime	4,442	6. Payroll - Other	422,927

**PART I. PATRONAGE CAPITAL**

ITEM	DESCRIPTION	THIS YEAR (a)	CUMULATIVE (b)
1. Capital Credits - Distributions	a. General Retirements	2,308,485	19,819,450
	b. Special Retirements	147,029	2,662,384
	<b>c. Total Retirements (a + b)</b>	2,455,514	22,481,834
2. Capital Credits - Received	a. Cash Received From Retirement of Patronage Capital by Suppliers of Electric Power	378,717	
	b. Cash Received From Retirement of Patronage Capital by Lenders for Credit Extended to the Electric System	73,656	
	<b>c. Total Cash Received (a + b)</b>	452,373	

**PART J. DUE FROM CONSUMERS FOR ELECTRIC SERVICE**

1. Amount Due Over 60 Days	\$ 34,242	2. Amount Written Off During Year	\$ 6,000
----------------------------	-----------	-----------------------------------	----------

**ENERGY EFFICIENCY AND CONSERVATION LOAN PROGRAM**

1. Anticipated Loan Delinquency %		4. Anticipated Loan Default %	
2. Actual Loan Delinquency %		5. Actual Loan Default %	
3. Total Loan Delinquency Dollars YTD	\$	6. Total Loan Default Dollars YTD	\$

UNITED STATES DEPARTMENT OF AGRICULTURE RURAL UTILITIES SERVICE  <b>FINANCIAL AND OPERATING REPORT          ELECTRIC DISTRIBUTION</b>	BORROWER DESIGNATION  KS0047
--	------------------------------------

INSTRUCTIONS - See help in the online application	PERIOD ENDED December, 2017
---	--------------------------------

**PART K. kWh PURCHASED AND TOTAL COST**

No	ITEM	SUPPLIER CODE	RENEWABLE ENERGY PROGRAM NAME	RENEWABLE FUEL TYPE	kWh PURCHASED	TOTAL COST	AVERAGE COST (Cents/kWh)	INCLUDED IN TOTAL COST - FUEL COST ADJUSTMENT	INCLUDED IN TOTAL COST - WHEELING AND OTHER CHARGES
	(a)	(b)	(c)	(d)	(e)	(f)	(g)	(h)	(i)
1	Sunflower Electric Power Corp (KS0053)	18315			189,568,736	11,688,820	6.17	3,932,481	
2	Mid Kansas Electric Company LLC (KS)	800494			193,796,682	12,471,285	6.44	1,760,099	
	Total				383,365,418	24,160,105	6.30	5,692,580	



UNITED STATES DEPARTMENT OF AGRICULTURE RURAL UTILITIES SERVICE  <b>FINANCIAL AND OPERATING REPORT          ELECTRIC DISTRIBUTION</b>	BORROWER DESIGNATION  KS0047
--	------------------------------------

INSTRUCTIONS - See help in the online application	PERIOD ENDED December, 2017
---	--------------------------------

**PART K. kWh PURCHASED AND TOTAL COST**

No	Comments
1	
2	

UNITED STATES DEPARTMENT OF AGRICULTURE RURAL UTILITIES SERVICE <b>FINANCIAL AND OPERATING REPORT          ELECTRIC DISTRIBUTION</b>		BORROWER DESIGNATION KS0047	
INSTRUCTIONS - See help in the online application.		PERIOD ENDED December, 2017	
<b>PART L. LONG-TERM LEASES</b>			
No	NAME OF LESSOR (a)	TYPE OF PROPERTY (b)	RENTAL THIS YEAR (c)
1	CoBank Farm Credit Lease	Digger / Bucket Trucks	180,105
	<b>TOTAL</b>		<b>180,105</b>

UNITED STATES DEPARTMENT OF AGRICULTURE RURAL UTILITIES SERVICE  <b>FINANCIAL AND OPERATING REPORT          ELECTRIC DISTRIBUTION</b>		BORROWER DESIGNATION KS0047	
INSTRUCTIONS - See help in the online application.		PERIOD ENDED December, 2017	
<b>PART M. ANNUAL MEETING AND BOARD DATA</b>			
1. Date of Last Annual Meeting 5/10/2017	2. Total Number of Members 6,378	3. Number of Members Present at Meeting 120	4. Was Quorum Present? Y
5. Number of Members Voting by Proxy or Mail 954	6. Total Number of Board Members 9	7. Total Amount of Fees and Expenses for Board Members \$ 224,525	8. Does Manager Have Written Contract? N

**RUS Financial and Operating Report Electric Distribution**

**Revision Date 2014**

UNITED STATES DEPARTMENT OF AGRICULTURE RURAL UTILITIES SERVICE <b>FINANCIAL AND OPERATING REPORT          ELECTRIC DISTRIBUTION</b>		BORROWER DESIGNATION KS0047			
INSTRUCTIONS - See help in the online application.		PERIOD ENDED December, 2017			
<b>PART N. LONG-TERM DEBT AND DEBT SERVICE REQUIREMENTS</b>					
No	ITEM	BALANCE END OF YEAR (a)	INTEREST (Billed This Year) (b)	PRINCIPAL (Billed This Year) (c)	TOTAL (Billed This Year) (d)
1	Rural Utilities Service (Excludes RUS - Economic Development Loans)				
2	National Rural Utilities Cooperative Finance Corporation	0	1,630	43,689	45,319
3	CoBank, ACB	9,011,242	364,804	977,752	1,342,556
4	Federal Financing Bank	33,972,028	994,827	854,233	1,849,060
5	RUS - Economic Development Loans	1,616,328			
6	Payments Unapplied	517,083			
7	Principal Payments Received from Ultimate Recipients of IRP Loans				
8	Principal Payments Received from Ultimate Recipients of REDL Loans				
9	Principal Payments Received from Ultimate Recipients of EE Loans				
10	CoBank Farm Credit Leasing, Vehicle Capital Leases	59,799	8,245	171,860	180,105
	<b>TOTAL</b>	<b>44,142,314</b>	<b>1,369,506</b>	<b>2,047,534</b>	<b>3,417,040</b>

UNITED STATES DEPARTMENT OF AGRICULTURE RURAL UTILITIES SERVICE	BORROWER DESIGNATION KS0047
<b>FINANCIAL AND OPERATING REPORT ELECTRIC DISTRIBUTION</b>	PERIOD ENDED December, 2017
INSTRUCTIONS - See help in the online application.	

**PART O. POWER REQUIREMENTS DATABASE - ANNUAL SUMMARY**

CLASSIFICATION	CONSUMER SALES & REVENUE DATA	DECEMBER (a)	AVERAGE NO. CONSUMERS SERVED (b)	TOTAL YEAR TO DATE (c)
1. Residential Sales (excluding seasonal)	a. No. Consumers Served	5,686	5,737	
	b. kWh Sold			56,481,411
	c. Revenue			6,876,001
2. Residential Sales - Seasonal	a. No. Consumers Served	1,671	1,665	
	b. kWh Sold			3,189,961
	c. Revenue			542,810
3. Irrigation Sales	a. No. Consumers Served	460	460	
	b. kWh Sold			8,614,864
	c. Revenue			1,048,622
4. Comm. and Ind. 1000 KVA or Less	a. No. Consumers Served	4,315	4,334	
	b. kWh Sold			290,430,612
	c. Revenue			27,970,009
5. Comm. and Ind. Over 1000 KVA	a. No. Consumers Served			
	b. kWh Sold			
	c. Revenue			
6. Public Street & Highway Lighting	a. No. Consumers Served	38	38	
	b. kWh Sold			2,019,192
	c. Revenue			342,513
7. Other Sales to Public Authorities	a. No. Consumers Served			
	b. kWh Sold			
	c. Revenue			
8. Sales for Resale - RUS Borrowers	a. No. Consumers Served			
	b. kWh Sold			
	c. Revenue			
9. Sales for Resale - Other	a. No. Consumers Served			
	b. kWh Sold			
	c. Revenue			
<b>10. Total No. of Consumers (lines 1a thru 9a)</b>		12,170	12,234	
<b>11. Total kWh Sold (lines 1b thru 9b)</b>				360,736,040
<b>12. Total Revenue Received From Sales of Electric Energy (lines 1c thru 9c)</b>				36,779,955
13. Transmission Revenue				
14. Other Electric Revenue				754,577
15. kWh - Own Use				
16. Total kWh Purchased				383,365,418
17. Total kWh Generated				
18. Cost of Purchases and Generation				24,469,732
19. Interchange - kWh - Net				
20. Peak - Sum All kW Input (Metered) Non-coincident <input checked="" type="checkbox"/> Coincident <input type="checkbox"/>				66,296

UNITED STATES DEPARTMENT OF AGRICULTURE  
RURAL UTILITIES SERVICE

**FINANCIAL AND OPERATING REPORT  
ELECTRIC DISTRIBUTION**

BORROWER DESIGNATION KS0047

PERIOD ENDED December, 2017

INSTRUCTIONS - See help in the online application.

**PART P. ENERGY EFFICIENCY PROGRAMS**

CLASSIFICATION	ADDED THIS YEAR			TOTAL TO DATE		
	No. of Consumers (a)	Amount Invested (b)	Estimated MMBTU Savings (c)	No. of Consumers (d)	Amount Invested (e)	Estimated MMBTU Savings (f)
1. Residential Sales (excluding seasonal)						
2. Residential Sales - Seasonal						
3. Irrigation Sales						
4. Comm. and Ind. 1000 KVA or Less						
5. Comm. and Ind. Over 1000 KVA						
6. Public Street and Highway Lighting						
7. Other Sales to Public Authorities						
8. Sales for Resale – RUS Borrowers						
9. Sales for Resale – Other						
<b>10. Total</b>						

RUS Financial and Operating Report Electric Distribution

Revision Date 2014

UNITED STATES DEPARTMENT OF AGRICULTURE RURAL UTILITIES SERVICE  <b>FINANCIAL AND OPERATING REPORT          ELECTRIC DISTRIBUTION          INVESTMENTS, LOAN GUARANTEES AND LOANS</b>	BORROWER DESIGNATION KS0047  PERIOD ENDED December, 2017
--	--

INSTRUCTIONS - Reporting of investments is required by 7 CFR 1717, Subpart N. Investment categories reported on this Part correspond to Balance Sheet items in Part C. Identify all investments in Rural Development with an 'X' in column (e). Both 'Included' and 'Excluded' Investments must be reported. See help in the online application.

**PART Q. SECTION I. INVESTMENTS (See Instructions for definitions of Income or Loss)**

No	DESCRIPTION (a)	INCLUDED (\$) (b)	EXCLUDED (\$) (c)	INCOME OR LOSS (\$) (d)	RURAL DEVELOPMENT (e)
<b>2</b>	<b>Investments in Associated Organizations</b>				
	Sunflower Electric Power Corporation		13,590,964	1,775,096	
	Mid-Kansas Electric Company LLC		4,852,004	1,346,908	
	NRUCFC		552,465	23,606	
	CoBank		84,967	97,742	
	Golden Plains Credit Union	11			
	Golden Belt Telephone	270			
	Midwest Cooperative	1,238			
	National Rural Telecommunication Coop	1,861			
	Midwest Energy	21,756		760	
	Rural Telephone Service Cooperative	102,688		(28)	
	Kansas Electric Cooperatives	133,143		9,042	
	Federated Rural Electric Insurance Exchange	205,812		28,391	
	Cooperative Response Center	19,586		1,748	
	Frontier Ag Inc	32,331			
	United Ag Services, Inc - Gorham	1,777			
	NRECA	10			
	Totals	520,483	19,080,400	3,283,265	
<b>3</b>	<b>Investments in Economic Development Projects</b>				
	Gove County Hospital (Therapy)	60,000			X
	Sheridan County Health Center (CT)	300,000			X
	Sheridan County Health Center (Lab)	120,224			X
	Gove County Medical Center	250,447			X
	BTI	832,328			X
	Totals	1,562,999			
<b>6</b>	<b>Cash - General</b>				
	SNB	353,175			
	Working Funds -WCE	400			
	Peoples State Bank	1,011			X
	Golden Plains Credit Union	1,021			X
	Golden Belt Bank	1,014			X
	Totals	356,621			
<b>8</b>	<b>Temporary Investments</b>				
	Invesco	525,857			
	Totals	525,857			
<b>9</b>	<b>Accounts and Notes Receivable - NET</b>				
	Other Receivable Deferred Payment Arrangements	15,017			
	Other Receivable Member Construction Costs	529,754			
	Other Receivable Employee Personal Accounts	25,940			
	Totals	570,711			
<b>11</b>	<b>TOTAL INVESTMENTS (1 thru 10)</b>	3,536,671	19,080,400	3,283,265	

UNITED STATES DEPARTMENT OF AGRICULTURE RURAL UTILITIES SERVICE  <b>FINANCIAL AND OPERATING REPORT          ELECTRIC DISTRIBUTION          INVESTMENTS, LOAN GUARANTEES AND LOANS</b>	BORROWER DESIGNATION KS0047
	PERIOD ENDED December, 2017

INSTRUCTIONS - Reporting of investments is required by 7 CFR 1717, Subpart N. Investment categories reported on this Part correspond to Balance Sheet items in Part C. Identify all investments in Rural Development with an 'X' in column (e). Both 'Included' and 'Excluded' Investments must be reported. See help in the online application.

**PART Q. SECTION II. LOAN GUARANTEES**

No	ORGANIZATION (a)	MATURITY DATE (b)	ORIGINAL AMOUNT (\$) (c)	LOAN BALANCE (\$) (d)	RURAL DEVELOPMENT (e)
1	Mid-Kansas Electric Company, LLC	1/31/2037	2,041,300	1,408,915	
	<b>TOTAL</b>		2,041,300	1,408,915	
	TOTAL (Included Loan Guarantees Only)		2,041,300	1,408,915	



UNITED STATES DEPARTMENT OF AGRICULTURE RURAL UTILITIES SERVICE  <b>FINANCIAL AND OPERATING REPORT          ELECTRIC DISTRIBUTION          INVESTMENTS, LOAN GUARANTEES AND LOANS</b>	BORROWER DESIGNATION KS0047
	PERIOD ENDED December, 2017

INSTRUCTIONS - Reporting of investments is required by 7 CFR 1717, Subpart N. Investment categories reported on this Part correspond to Balance Sheet items in Part C. Identify all investments in Rural Development with an 'X' in column (e). Both 'Included' and 'Excluded' Investments must be reported. See help in the online application.

**SECTION III. RATIO**

RATIO OF INVESTMENTS AND LOAN GUARANTEES TO UTILITY PLANT [Total of Included Investments (Section I, 11b) and Loan Guarantees - Loan Balance (Section II, 5d) to Total Utility Plant (Line 3, Part C) of this report]	5.45 %
--	--------

**SECTION IV. LOANS**

No	ORGANIZATION (a)	MATURITY DATE (b)	ORIGINAL AMOUNT (\$) (c)	LOAN BALANCE (\$) (d)	RURAL DEVELOPMENT (e)
1	Employees, Officers, Directors				
2	Energy Resources Conservation Loans				
	<b>TOTAL</b>				

**EXHIBIT 3**  
**Financial Statements Detailing Consolidated Financial Position**

Information is already contained in Exhibit 2

**EXHIBIT 4**

Comparative Operating Income Statement and Balance Sheet  
2015-2017  
Mid-Kansas Division

**Western Cooperative Electric Association, Inc. (MKEC)**  
**Comparative Income Statement**

	12/31/2015	12/31/2016	1/1/2017
OPERATING REVENUES	\$ 19,266,365.00	\$ 18,856,914.00	\$ 18,898,113.00
COST OF PURCHASED POWER	\$ 12,925,722.00	\$ 12,447,602.00	\$ 12,471,285.00
TRANSMISSION EXPENSE	\$ 255,384.00	\$ 226,589.00	\$ 271,261.00
DISTRIBUTION EXPENSE - OPERATIONS	\$ 1,143,872.00	\$ 1,209,518.00	\$ 1,418,432.00
DISTRIBUTION EXPENSE - MAINTENANCE	\$ 856,236.00	\$ 1,025,678.00	\$ 902,417.00
CUSTOMER ACCOUNTS EXPENSE	\$ 466,878.00	\$ 445,593.00	\$ 230,763.00
CUSTOMER SERVICE EXPENSE	\$ 133,809.00	\$ 132,478.00	\$ 136,400.00
ADMINISTRATIVE & GENERAL EXPENSES	\$ 1,022,456.00	\$ 1,042,605.00	\$ 1,201,888.00
TOTAL OPERATING & MAINTENANCE EXPENSES	\$ 16,804,354.00	\$ 16,530,061.00	\$ 16,632,444.00
DEPRECIATION & AMORTIZATION EXPENSES	\$ 958,947.00	\$ 1,001,926.00	\$ 1,039,325.00
INTEREST ON LONG TERM DEBT	\$ 781,589.00	\$ 804,094.00	\$ 800,594.00
OTHER DEDUCTIONS	\$ -	\$ -	\$ -
TOTAL COST OF ELECTRIC SERVICE	\$ 18,544,889.00	\$ 18,336,079.00	\$ 18,472,362.00
PATRONAGE CAPITAL	\$ 721,477.00	\$ 520,835.00	\$ 425,751.00
NON-OPERATING MARGINS - INTEREST	\$ -	\$ -	\$ -
INCOME (LOSS) FROM EQUITY INVESTMENTS	\$ -	\$ -	\$ -
NON-OPERATING MARGINS OTHER	\$ 36,920.00	\$ (2,073.00)	\$ 3,227.00
G&T CAPITAL CREDITS	\$ 827,445.00	\$ 154,162.00	\$ 1,346,908.00
OTHER CAPITAL CREDITS	\$ 381.00	\$ 36.00	\$ -
PATRONAGE CAPITAL OR MARGINS	\$ 1,586,222.00	\$ 672,960.00	\$ 1,775,885.00

**Western Cooperative Electric Association, Inc. (MKEC)**  
**Balance Sheet**

	<u>2017</u>	
	YTD Debits	YTD Credits
TOTAL UTILITY PLANT IN SERVICE (LINE 1)	\$ 42,357,748.52	\$ -
CONSTRUCTION WORK IN PROGRESS (LINE 2)	\$ 757,578.27	\$ -
TOTAL UTILITY PLANT (LINE 3)	\$ 43,115,326.79	\$ -
ACCUM. PROVISIONS FOR DEPREC. & AMORT. (4)	\$ -	\$ (15,180,461.50)
NET UTILITY PLANT (LINE 5)	\$ 27,934,865.29	\$ -
NON-UTILITY PROPERTY NET (LINE 6)	\$ -	\$ -
INVESTMENTS IN SUBSIDIARY COMPANIES (7)	\$ -	\$ -
INVEST. IN ASSOC. ORGAN. - PAT. CAP. (8)	\$ 4,853,781.18	\$ -
INVEST. ASSOC. ORG. - GENERAL FUNDS (9)	\$ -	\$ -
LINE 58 (NET ACQ. ADJ.)	\$ -	\$ -
INVEST. ASSOC. ORG. - NON-GENERAL FUNDS (10)	\$ -	\$ -
INVESTMENTS IN ECON DEV PROJ (LINE 11)	\$ -	\$ -
OTHER INVESTMENTS (LINE 12)	\$ -	\$ -
TOTAL OTHER PROPERTY & INVESTMENTS (14)	\$ 4,853,781.18	\$ -
CASH - GENERAL FUNDS ( LINE 15)	\$ -	\$ -
CASH CONSTRUCTION - TRUSTEES (16)	\$ -	\$ -
TEMPORARY INVESTMENTS (LINE 18)	\$ -	\$ -
NOTES RECEIVABLE (LINE 19)	\$ -	\$ -
ACCOUNTS RECEIVABLE - SALES OF ENERGY (20)	\$ 1,544,346.50	\$ -
ACCOUNTS RECEIVABLE - OTHER (NET) (21)	\$ 73,623.65	\$ -
MATERIALS & SUPPLIES - ELECT./OTHER (22)	\$ 583,524.37	\$ -
PREPAYMENTS (LINE 23)	\$ 89,142.86	\$ -
OTHER CURRENT & ACCRUED ASSETS (24)	\$ -	\$ -
TOTAL CURRENT AND ACCRUED ASSETS (25)	\$ 2,290,637.38	\$ -
OTHER DEFERRED DEBITS (LINE 27)	\$ 692,707.09	\$ -
TOTAL ASSETS (LINE 28)	\$ 35,771,990.94	\$ -
MEMBERSHIPS (LINE 29)	\$ -	\$ -
PATRONAGE CAPITAL (LINE 30)	\$ -	\$ (2,969,510.51)
OPERATING MARGINS - PRIOR YEARS (LINE 31)	\$ -	\$ -
NON-OPERATING MARGINS PRIOR YEAR	\$ -	\$ -
OPERATING MARGINS - CURRENT YEAR (32)	\$ -	\$ (425,750.74)
NON-OPERATING MARGINS (33)	\$ -	\$ (1,350,134.26)
OTHER MARGINS & EQUITIES (LINE 34)	\$ -	\$ -
TOTAL MARGINS & EQUITIES (LINE 35)	\$ -	\$ (4,745,395.51)
LONG-TERM DEBT RUS (NET) (LINE 36A) *ADJ*	\$ -	\$ -
PAYMENTS UNAPPLIED (LINE 36B)	\$ -	\$ -
LONG-TERM DEBT - RUS ECO DEV (LINE 37) *ADJ*	\$ -	\$ -
LONG-TERM DEBT - RUS - FFB	\$ -	\$ (23,020,073.78)
LONG-TERM DEBT - OTHER (LINE 40) *ADJ*	\$ -	\$ (2,703,808.25)
TOTAL LONG-TERM DEBT (LINE 41)	\$ -	\$ (25,723,882.03)
CAPITAL LEASES - NONCURRENT	\$ -	\$ (179,394.60)
TOTAL OTHER NONCURRENT LIABILITES	\$ -	\$ (179,394.60)
NOTES PAYABLE (LINE 45)	\$ -	\$ -
ACCOUNTS PAYABLE (LINE 46)	\$ -	\$ (965,657.48)
ACCOUNTS PAYABLE - PAYABLE TO NATIVE	\$ -	\$ (3,419,801.09)
CONSUMERS DEPOSITS (LINE 47)	\$ -	\$ (334,704.55)
CURRENT MATURITY LONG-TERM DEBT (48)	\$ -	\$ -
CURRENT MATURITY ECO DEV (49)	\$ -	\$ -
CURRENT MATURITY OF CAPITAL LEASES	\$ -	\$ -
OTHER CURRENT & ACCRUED LIABILITIES (51)	\$ -	\$ (352,064.32)
TOTAL CURRENT & ACCRUED LIABILITIES (52)	\$ -	\$ (5,072,227.44)
DEFERRED CREDITS (54)	\$ -	\$ (51,091.36)
TOTAL LIABILITIES & OTHER CREDITS (55)	\$ -	\$ (35,771,990.94)

**Western Cooperative Electric Association, Inc. (MKEC)**  
**Balance Sheet**

	<u>2016</u>	
	YTD Debits	YTD Credits
TOTAL UTILITY PLANT IN SERVICE (LINE 1)	\$ 39,706,318.68	\$ -
CONSTRUCTION WORK IN PROGRESS (LINE 2)	\$ 3,177,026.25	\$ -
TOTAL UTILITY PLANT (LINE 3)	\$ 42,883,344.93	\$ -
ACCUM. PROVISIONS FOR DEPREC. & AMORT. (4)	\$ -	\$ (15,736,369.72)
NET UTILITY PLANT (LINE 5)	\$ 27,146,975.21	\$ -
NON-UTILITY PROPERTY NET (LINE 6)	\$ -	\$ -
INVESTMENTS IN SUBSIDIARY COMPANIES (7)	\$ -	\$ -
INVEST. IN ASSOC. ORGAN. - PAT. CAP. (8)	\$ 3,506,873.38	\$ -
INVEST. ASSOC. ORG. - GENERAL FUNDS (9)	\$ -	\$ -
LINE 58 (NET ACQ. ADJ.)	\$ -	\$ -
INVEST. ASSOC. ORG. - NON-GENERAL FUNDS (10)	\$ -	\$ -
INVESTMENTS IN ECON DEV PROJ (LINE 11)	\$ -	\$ -
OTHER INVESTMENTS (LINE 12)	\$ -	\$ -
TOTAL OTHER PROPERTY & INVESTMENTS (14)	\$ 3,506,873.38	\$ -
CASH - GENERAL FUNDS ( LINE 15)	\$ -	\$ -
CASH CONSTRUCTION - TRUSTEES (16)	\$ -	\$ -
TEMPORARY INVESTMENTS (LINE 18)	\$ -	\$ -
NOTES RECEIVABLE (LINE 19)	\$ -	\$ -
ACCOUNTS RECEIVABLE - SALES OF ENERGY (20)	\$ 1,576,319.65	\$ -
ACCOUNTS RECEIVABLE - OTHER (NET) (21)	\$ 99,964.99	\$ -
MATERIALS & SUPPLIES - ELECT./OTHER (22)	\$ 612,196.56	\$ -
PREPAYMENTS (LINE 23)	\$ 111,456.93	\$ -
OTHER CURRENT & ACCRUED ASSETS (24)	\$ -	\$ -
TOTAL CURRENT AND ACCRUED ASSETS (25)	\$ 2,399,938.13	\$ -
OTHER DEFERRED DEBITS (LINE 27)	\$ 807,000.86	\$ -
TOTAL ASSETS (LINE 28)	\$ 33,860,787.58	\$ -
MEMBERSHIPS (LINE 29)	\$ -	\$ -
PATRONAGE CAPITAL (LINE 30)	\$ -	\$ (2,308,612.63)
OPERATING MARGINS - PRIOR YEARS (LINE 31)	\$ -	\$ -
NON-OPERATING MARGINS PRIOR YEAR	\$ -	\$ -
OPERATING MARGINS - CURRENT YEAR (32)	\$ -	\$ (520,834.36)
NON-OPERATING MARGINS (33)	\$ -	\$ (152,124.88)
OTHER MARGINS & EQUITIES (LINE 34)	\$ -	\$ -
TOTAL MARGINS & EQUITIES (LINE 35)	\$ -	\$ (2,981,571.87)
LONG-TERM DEBT RUS (NET) (LINE 36A) *ADJ*	\$ -	\$ -
PAYMENTS UNAPPLIED (LINE 36B)	\$ -	\$ -
LONG-TERM DEBT - RUS ECO DEV (LINE 37) *ADJ*	\$ -	\$ -
LONG-TERM DEBT - RUS - FFB	\$ -	\$ (23,596,499.56)
LONG-TERM DEBT - OTHER (LINE 40) *ADJ*	\$ -	\$ (3,029,469.89)
TOTAL LONG-TERM DEBT (LINE 41)	\$ -	\$ (26,625,969.45)
CAPITAL LEASES - NONCURRENT	\$ -	\$ (308,289.79)
TOTAL OTHER NONCURRENT LIABILITES	\$ -	\$ (308,289.79)
NOTES PAYABLE (LINE 45)	\$ -	\$ -
ACCOUNTS PAYABLE (LINE 46)	\$ -	\$ (1,059,828.02)
ACCOUNTS PAYABLE - PAYABLE TO NATIVE	\$ -	\$ (2,158,352.10)
CONSUMERS DEPOSITS (LINE 47)	\$ -	\$ (352,457.47)
CURRENT MATURITY LONG-TERM DEBT (48)	\$ -	\$ -
CURRENT MATURITY ECO DEV (49)	\$ -	\$ -
CURRENT MATURITY OF CAPITAL LEASES	\$ -	\$ -
OTHER CURRENT & ACCRUED LIABILITIES (51)	\$ -	\$ (332,434.40)
TOTAL CURRENT & ACCRUED LIABILITIES (52)	\$ -	\$ (3,903,071.99)
DEFERRED CREDITS (54)	\$ -	\$ (41,884.48)
TOTAL LIABILITIES & OTHER CREDITS (55)	\$ -	\$ (33,860,787.58)

**Western Cooperative Electric Association, Inc. (MKEC)**  
**Balance Sheet**

2015

Line #	Item	YTD Debits	YTD Credits
29	TOTAL UTILITY PLANT IN SERVICE (LINE 1)	\$ 38,897,354.25	\$ -
30	CONSTRUCTION WORK IN PROGRESS (LINE 2)	\$ 1,807,164.73	\$ -
31	TOTAL UTILITY PLANT (LINE 3)	\$ 40,704,518.98	\$ -
32	ACCUM. PROVISIONS FOR DEPREC. & AMORT. (4)	\$ -	\$ (15,352,032.49)
33	NET UTILITY PLANT (LINE 5)	\$ 25,352,486.49	\$ -
33.5	NON-UTILITY PROPERTY NET (LINE 6)	\$ -	\$ -
34	INVESTMENTS IN SUBSIDIARY COMPANIES (7)	\$ -	\$ -
35	INVEST. IN ASSOC. ORGAN. - PAT. CAP. (8)	\$ 3,352,682.72	\$ -
36	INVEST. ASSOC. ORG. - GENERAL FUNDS (9)	\$ -	\$ -
36.8	LINE 58 (NET ACQ. ADJ.)	\$ -	\$ -
37	INVEST. ASSOC. ORG. - NON-GENERAL FUNDS (10)	\$ -	\$ -
38	INVESTMENTS IN ECON DEV PROJ (LINE 11)	\$ -	\$ -
39	OTHER INVESTMENTS (LINE 12)	\$ -	\$ -
40	TOTAL OTHER PROPERTY & INVESTMENTS (14)	\$ 3,352,682.72	\$ -
41	CASH - GENERAL FUNDS ( LINE 15)	\$ -	\$ -
41.5	CASH CONSTRUCTION - TRUSTEES (16)	\$ -	\$ -
42	TEMPORARY INVESTMENTS (LINE 18)	\$ -	\$ -
42.5	NOTES RECEIVABLE (LINE 19)	\$ -	\$ -
43	ACCOUNTS RECEIVABLE - SALES OF ENERGY (20)	\$ 1,702,641.19	\$ -
44	ACCOUNTS RECEIVABLE - OTHER (NET) (21)	\$ 139,219.93	\$ -
45	MATERIALS & SUPPLIES - ELECT./OTHER (22)	\$ 601,541.89	\$ -
46	PREPAYMENTS (LINE 23)	\$ 110,349.65	\$ -
47	OTHER CURRENT & ACCRUED ASSETS (24)	\$ -	\$ -
48	TOTAL CURRENT AND ACCRUED ASSETS (25)	\$ 2,553,752.66	\$ -
49	OTHER DEFERRED DEBITS (LINE 27)	\$ 955,246.70	\$ -
50	TOTAL ASSETS (LINE 28)	\$ 32,214,168.57	\$ -
51	MEMBERSHIPS (LINE 29)	\$ -	\$ -
52	PATRONAGE CAPITAL (LINE 30)	\$ -	\$ (844,880.85)
53	OPERATING MARGINS - PRIOR YEARS (LINE 31)	\$ 118,341.45	\$ -
53.5	NON-OPERATING MARGINS PRIOR YEAR	\$ -	\$ -
54	OPERATING MARGINS - CURRENT YEAR (32)	\$ -	\$ (721,476.60)
55	NON-OPERATING MARGINS (33)	\$ -	\$ (864,744.68)
56	OTHER MARGINS & EQUITIES (LINE 34)	\$ -	\$ -
57	TOTAL MARGINS & EQUITIES (LINE 35)	\$ -	\$ (2,312,760.68)
58	LONG-TERM DEBT RUS (NET) (LINE 36A) *ADJ*	\$ -	\$ -
59	PAYMENTS UNAPPLIED (LINE 36B)	\$ -	\$ -
60	LONG-TERM DEBT - RUS ECO DEV (LINE 37) *ADJ*	\$ -	\$ -
60.5	LONG-TERM DEBT - RUS - FFB	\$ -	\$ (22,050,154.49)
61	LONG-TERM DEBT - OTHER (LINE 40) *ADJ*	\$ -	\$ (805,299.10)
62	TOTAL LONG-TERM DEBT (LINE 41)	\$ -	\$ (22,855,453.59)
62.25	CAPITAL LEASES - NONCURRENT	\$ -	\$ (318,763.50)
62.5	NOTES PAYABLE (LINE 45)	\$ -	\$ -
63	ACCOUNTS PAYABLE (LINE 46)	\$ -	\$ (997,545.65)
63.5	ACCOUNTS PAYABLE - PAYABLE TO NATIVE	\$ -	\$ (4,274,031.53)
64	CONSUMERS DEPOSITS (LINE 47)	\$ -	\$ (301,289.91)
64.4	CURRENT MATURITY LONG-TERM DEBT (48)	\$ -	\$ (636,634.00)
64.5	CURRENT MATURITY ECO DEV (49)	\$ -	\$ -
64.6	CURRENT MATURITY OF CAPITAL LEASES	\$ -	\$ (125,530.21)
65	OTHER CURRENT & ACCRUED LIABILITIES (51)	\$ -	\$ (345,713.20)
66	TOTAL CURRENT & ACCRUED LIABILITIES (52)	\$ -	\$ (6,680,744.50)
67	DEFERRED CREDITS (54)	\$ -	\$ (46,446.30)
68	TOTAL LIABILITIES & OTHER CREDITS (55)	\$ -	\$ (32,214,168.57)

## **EXHIBIT 5**

### Populated 34.5kV FBR Template

Live Excel version will be uploaded to a secure site or emailed upon request, as appropriate.



**Western Cooperative Electric Association  
Mid-Kansas Service Area  
34.5kV Formula Based Rate  
Revenue Requirement and Rate Calculation  
For Year 2018 Based on the Historical Test Year Ending December 31, 2017**

(a) Line No	(b) Description	(c) Source	(d) Unadjusted Historical Test Year 2017		(e) Adjustments		(f) Adjusted Historical Test Year 2017		(g) (h) Allocation Factor		(i) FBR Revenue Requirement
			No.	Amount	No.	Amount	Name	Factor			
					Source: WP2		Source: WP3				
1	<b>Operating Expenses</b>										
2	Power Production Expense	WP1, L29, Col ( d )	-				\$ -		0.000000	\$ -	-
3	Cost of Purchased Power	WP1, L30, Col ( d )	\$ 12,471,285				\$ 12,471,285		0.000000	\$ -	-
4	Transmission O&M	WP1, L31, Col ( d )	\$ 271,261				\$ 271,261		1.000000	\$ -	271,261
5	Distribution Expense-Operation	WP1, L32, Col ( d )	\$ 1,418,432	[1]	\$ -		\$ 1,418,432	DOM	0.000000	\$ -	-
6	Distribution Expense-Maintenance	WP1, L33, Col ( d )	\$ 902,417	[2]	\$ -		\$ 902,417	DOM	0.000000	\$ -	-
7	Consumer Accounts Expense	WP1, L34, Col ( d )	\$ 230,763				\$ 230,763		0.000000	\$ -	-
8	Customer Service and Informational Expense	WP1, L35, Col ( d )	\$ 136,400				\$ 136,400		0.000000	\$ -	-
9	Sales Expense	WP1, L36, Col ( d )	\$ -				\$ -		0.000000	\$ -	-
10	Administration & General	WP1, L37, Col ( d )	\$ 1,201,888	[3]	\$ (18,610)		\$ 1,183,278	LAB	0.026610	\$ 31,487	-
11	<b>Total O&amp;M Expense</b>	Sum (L2:L10)								\$ 302,748	-
12	Depreciation and Amortization									\$ -	-
13	Transmission	WP1, L40, Col ( d )	\$ 255,474	[4b]	\$ 2,737		\$ 258,210		1.000000	\$ 258,210	-
14	General Plant	WP1, L41, Col ( d )	\$ 123,110	[4a]	\$ 32,754		\$ 155,864	LAB	0.026610	\$ 4,148	-
15	Property Tax	WP1, L43, Col ( d )	\$ -				\$ -	NP	0.264923	\$ -	-
16	Other Taxes	WP1, L44, Col ( d )	\$ -				\$ -	NP	0.264923	\$ -	-
17	L.T. Interest	WP1, L45, Col ( d )	\$ 800,594	[5]	\$ (10,543)		\$ 790,051	NP	0.264923	\$ 209,303	-
18	Interest Charged to Construction - Credit	WP1, L46, Col ( d )	\$ -	[6]	\$ -		\$ -	NP	0.264923	\$ -	-
19	Interest-Other	WP1, L47, Col ( d )	\$ -	[7]	\$ -		\$ -	NP	0.264923	\$ -	-
20	Other Deductions	WP1, L48, Col ( d )	\$ -	[8]	\$ -		\$ -	NP	0.264923	\$ -	-
21	<b>Total Cost of Electric Service</b>									\$ 774,409	-
22											
23	<b>Margin Requirement</b>										
24	Principal Payments	WP1, L62, Col ( d )	\$ 1,030,983	[10]	\$ 43,598		\$ 1,074,581	NP	0.26492337	\$ 284,682	-
25	L.T. Interest	L17	\$ 800,594		\$ (10,543)		\$ 790,051	NP	0.26492337	\$ 209,303	\$ 209,303
26	Subtotal	Sum (L22:23)								\$ 209,303	\$ 493,984
27	Required Coverage Ratio	WP1, L64, Col ( d )								1.80	1.80
28	Gross Margin Requirements	L24 x L25								376,745	889,172
29	Less: Offsets to Margin Requirements	WP4, L4 or L13, Col ( i )								209,303	471,661
30	Net Margin Requirement	L26 - L27								\$ 167,442	\$ 417,511
31											
32	<b>Total Revenue Requirements</b>										
33	Greater of OTIER or MDSC Margin Requirements	L21 + L30								\$ 1,191,920	-
34	Plus: True-Up Amount	WP7, L13								\$ 93,807	-
35	<b>Total Net Revenue Requirement</b>	L33 + L34								\$ 1,285,727	-
36	Divided By Total Billing Demand	WP5, L28, Col (Total)								743,499 kW	-
37	Unadjusted Unit Rate	L35 / L36								\$1.73/kW-mo.	-
38	Less: Property Tax Surcharge	N/A								\$0.00/kW-mo.	-
39	<b>Resultant Unit Rate</b>									\$1.73/kW-mo.	-

**Western Cooperative Electric Association  
Mid-Kansas Service Area  
34.5kV Formula Based Rate  
Work Paper 1 - Input Data**

Line No	Description	Historical Test Year Input			Budget Year Input		
		Source (b)	Amount (c)	Notes (d)	Source (f)	Amount (g)	Notes (h)
<b>A. Net Plant in Service - Using Average Monthly Balance</b>			<b>2017</b>		<b>2018</b>		
1	<b>1. Facilities Used to Provide Local Access Delivery Service</b>		<b>Plant in Service</b>	<b>Accum. Res. for Depr.</b>		<b>Projected Plant in Service</b>	<b>Projected Accum. Res. for Depr.</b>
2	Transmission Facilities						
3	350 Land and Land Rights	Trial Balance - 12 month avg.	\$ 38,031				
4	352 Structures and Improvements	Trial Balance - 12 month avg.	\$ 243,772				
5	353 Station Equipment	Trial Balance - 12 month avg.	\$ 5,940,769				
6	355 Poles and Fixtures	Trial Balance - 12 month avg.	\$ 2,731,879				
7	356 O.H. Conductors and Devices	Trial Balance - 12 month avg.	\$ 2,738,059				
8	358 U.G. Conductors and Devices	Trial Balance - 12 month avg.	\$ -				
9	Subtotal	Sum(L5:L10)	\$ 11,692,510	\$ 5,400,704	GL acct 108.5	Exhibit 9, page 3	\$ 11,816,737 \$ 5,658,915
10	Distribution Facilities (If Applicable )						
11	360 Land and Land Rights	Company Direct Assessment	N/A	N/A			
12	361 Structures and Improvements	Company Direct Assessment	N/A	N/A			
13	362 Station Equipment	Company Direct Assessment	N/A	N/A			
14	Subtotal	L13 + L15	\$ -	\$ -			\$ - \$ -
15	Total	L11 + L16	\$ 11,692,510	\$ 5,400,704			\$ 11,816,737 \$ 5,658,915
16	<b>2. All Facilities</b>						
17	301-301 Intangible Plant	Trial Balance - 12 month avg.	-	-			\$ - \$ -
18	350-359 Transmission Plant	Trial Balance - 12 month avg.	\$ 11,692,510	\$ 5,400,704	GL acct 108.5		Exhibit 9, page 4 \$ 11,816,737 \$ 5,658,915
19	360-373 Distribution Plant	Trial Balance - 12 month avg.	\$ 20,332,237	\$ 7,530,311	GL acct. 108.6,108.61		Exhibit 9, page 4 \$ 22,825,064 \$ 8,218,416
20	389-399 General Plant	Trial Balance - 12 month avg.	\$ 4,378,096	\$ 1,843,051	GL acct. 108.7-108.78		Exhibit 9, page 5 \$ 4,755,070 \$ 1,998,915
21	Total		\$ 36,402,843	\$ 14,774,066			\$ 39,396,871 \$ 15,876,245
22							
23							
24							
25							
26							
27							
28	<b>B. Operating Expenses</b>		<b>EOY</b>				
29	Power Production Expense	Statement of Operations	\$ -				
30	Cost of Purchased Power	Statement of Operations	\$ 12,471,285				
31	Transmission O&M	Statement of Operations	\$ 271,261				
32	Distribution Expense-Operation	Statement of Operations	\$ 1,418,432				
33	Distribution Expense-Maintenance	Statement of Operations	\$ 902,417				
34	Consumer Accounts Expense	Statement of Operations	\$ 230,763				
35	Customer Service and Informational Expense	Statement of Operations	\$ 136,400				
36	Sales Expense	Statement of Operations	\$ -				
37	Administrative and General	Statement of Operations	\$ 1,201,888				
38	Depreciation and Amortization	Statement of Operations	\$ 1,039,325				
39	Depreciation Expense - Distribution	Trial Balance - 12/31/2017	\$ 541,620	GL a/c 403.6			
40	Depreciation Expense - Transmission	Trial Balance - 12/31/2017	\$ 255,474	GL a/c 403.5			
41	Depreciation Expense - General Plant	Trial Balance - 12/31/2017	\$ 123,110	GL a/c 403.7			
42	Amortization of AP (booked within Depreciation Expense)	Trial Balance - 12/31/2017	\$ 119,121	GL a/c 403.8			
43	Property Tax	Statement of Operations	\$ -				
44	Other Taxes	Statement of Operations	\$ -				
45	L.T. Interest	Statement of Operations	\$ 800,594				Exhibit 9, page 7 \$ 790,051
46	Interest Charged to Construction - Credit	Statement of Operations	\$ -				\$ -
47	Interest-Other	Statement of Operations	\$ -				\$ -
48	Other Deductions	Statement of Operations	\$ -				\$ -
49							
50	<b>C. Payroll</b>			<b>Part of GL acct</b>			
51	Transmission	Payroll Journal (Labor Amt)	\$ 24,582	560-573			
52	Distribution	Payroll Journal (Labor Amt)	\$ 756,474	580-598			
53	Customer Accounting	Payroll Journal (Labor Amt)	\$ 109,936	901-905			
54	Customer Service and Information	Payroll Journal (Labor Amt)	\$ 32,798	907-910			
55	Sales	Payroll Journal (Labor Amt)	\$ -	911-916			
56	Administration and General	Payroll Journal (Labor Amt)	\$ 451,952	920-932			
57	Total		\$ 1,375,741	Non-capitalized items			
58							
59							
60	<b>D. Miscellaneous</b>						
61	<b>1. Debt Service</b>						
62	Principal Payments	Exhibit 9, page 6	\$ 1,030,983	Per Company records			Exhibit 9, page 7 \$ 1,074,581
63							Protocols, Calculation section, part 1.f
64	<b>2. Target OTIER/MDSC</b>			1.80	Protocols, Calculation section, part 3		
65							
66	<b>3. Margin Requirement Offsets</b>						
67	Investment in Associate Organizations - Patronage Capital	Balance Sheet	\$ 3,506,873	\$ 4,853,781	Ln 8		
68	Generation & Transmission Capital Credits	Statement of Operations	\$ -	\$ 1,346,908			
69	Other Capital Credits and Patronage Dividends	Statement of Operations	\$ -				
70	Non-Operating Margins - Interest	Statement of Operations	\$ -				
71	Cash Received from G&T/Lenders	Exhibit 9, page 8	\$ -		Per Company records		
72							
73	<b>4. Other</b>						
74	AP Amortization Booked in Other Deductions	N/A	\$ -		N/A		
75							

Western Cooperative Electric Association  
Mid-Kansas Service Area  
34.5kV Formula Based Rate  
Work Paper 2 - Adjustments To Historical Test Year Expenses  
For the Historical Test Year Ending December 31, 2017

Line No	Type	Source	Amount	Notes
1	<b>1. Adjustment to Distribution Operations Expense per K.S.A. 66-101f(a), if any:</b>			
2	Applicable Disallowance - Distribution Operations	WP6	\$ -	not applicable
3	<b>Total Adjustment</b>	L2	<u>\$ -</u>	
4				
5	<b>2. Adjustment to Distribution Maintenance Expense per K.S.A. 66-101f(a), if any:</b>			
6	Applicable Disallowance - Distribution Maintainance	WP6	\$ -	not applicable
7	<b>Total Adjustment</b>	L6	<u>\$ -</u>	
8				
9	<b>3. Adjustment to Administrative &amp; General per K.S.A. 66-101f(a), if any:</b>			
10	Applicable Disallowance - A&G	WP6	\$ 18,610	
11	<b>Total Adjustment</b>	L10	<u>\$ (18,610)</u>	
12				
13	<b>4. Adjustment to Depreciation Expense</b>			Protocols, Calculation section, parts 1.c and 2.b
14	<b>a. Transmission</b>			
15	Historical Amount	Pg.1, L13, Col ( d )	\$ 255,474	
16	Projected	WP1, L40, Col ( h )	\$ 258,210	
17	<b>Total Adjustment</b>	L16 - L15	<u>\$ 2,737</u>	
18	<b>b. General Plant</b>			
19	Historical Amount	Pg.1, L14, Col ( d )	\$ 123,110	
20	Projected	WP1, L41, Col ( h )	\$ 155,864	
21	<b>Total Adjustment</b>	L20 - L19	<u>\$ 32,754</u>	
22				
23	<b>5. Adjustment to LT Interest</b>			
24	Historic Amount	Pg.1, L17, Col ( d )	\$ 800,594	Protocols, Calculation section, parts 1.d
25	Projected Amount	WP1, L45, Col ( h )	\$ 790,051	
26	<b>Total Adjustment</b>	L25 - L24	<u>\$ (10,543)</u>	
27				
28	<b>6. Adjustment to Interest Charged To Construction</b>			N/A
29	Historical Amount	Pg.1, L18, Col ( d )	\$ -	
30	Projected Amount	WP1, L46, Col ( h )	\$ -	
31	<b>Total Adjustment</b>	L30 - L29	<u>\$ -</u>	
32				
33	<b>7. Adjustment to Interest-Other</b>			
34	Historical Amount	Pg.1, L19, Col ( d )	\$ -	Protocols, Calculation section, parts 1.d
35	Projected Amount	WP1, L47, Col ( h )	\$ -	
36	<b>Total Adjustment</b>	L35 - L34	<u>\$ -</u>	
37				
38	<b>8. Adjustment to Other Deductions:</b>			
39	Historical Amount	Pg.1, L20, Col ( d )	\$ -	
40	Less: Amortization of AP booked in Other Deductions	WP1, L74, Col ( d )	\$ -	not applicable
41	Historical Amount with AP removed	L39 - L40	\$ -	
42	Sub-total Adjustment	L36 - L34	\$ -	
43	Less: Applicable Disallowance - Other Deductions	WP6	\$ -	not applicable
44	<b>Total Adjustment</b>	L42 - L43	<u>\$ -</u>	
45				
46	<b>9. Adjustment to Principal Payments</b>			
47	Historical Amount	Pg.1, L24, Col ( a )	\$ 1,030,983	Protocols, Calculation section, parts 1.f
48	Projected Amount	WP1, L62, Col ( h )	\$ 1,074,581	
49	<b>Total Adjustment</b>	L48 - L47	<u>\$ 43,598</u>	
50				

**Western Cooperative Electric Association  
Mid-Kansas Service Area  
34.5kV Formula Based Rate  
Work Paper 3 - Allocation Factors**

<b>Line No.</b>	<b>Description</b>	<b>Source</b>	<b>Allocator</b>	<b>Amount</b>
1	<b>Distribution O&amp;M Allocation Factor - Using Budget Year Input</b>			
2	Distr. Plant used to provide Local Access Delivery Service	WP1, L16, Col (g)		\$ -
3	Total Distribution Plant	WP1, L22, Col (g)		\$ 22,825,064
4				
5	Allocation Factor	L2 / L3	DOM	-
6				
7	<b>Labor Allocation Factor - Using Historical Test Year Input</b>			
8	Transmission Wages	WP1, L51, Col (d)		\$ 24,582
9	Allocated Distribution Wages			
10	Total Distribution Wages	WP1, L52, Col (d)		\$ 756,474
11	Allocation Factor	L5	DOM	\$ -
12		L10 * L11		\$ -
13	Total LAC Wages	L8 + L12		<u>\$ 24,582</u>
14				
15	Total Wages Other than A&G			
16	Total Wages - Historical Test Year	WP1, L57, Col (d)		\$ 1,375,741
17	Less: Administration & General Wages	WP1, L56, Col (d)		<u>451,952</u>
18		L16 - L17		\$ 923,789
19				
20	Transmission Labor Allocator	L13 / L18	LAB	<u>0.026610</u>
21				
22	<b>Net Plant Allocation Factor - Using Budget Year Input</b>			
23	Plant-in-Service			
24	Transmission	WP1, L11, Col (g)		\$ 11,816,737
25	Distr. used to provide Local Access Service	L2		\$ -
26	General Plant			
27	Total General Plant	WP1, L23, Col (g)		\$ 4,755,070
28	Allocation Factor	L20	LAB	<u>0.026610</u>
29		L27 * L28		\$ 126,532
30	Total LAC Plant-in-Service	L24 + L25 + L29		<u>\$ 11,943,269</u>
31				
32	Accumulated Reserves for Depreciation			
33	Transmission	WP1, L11, Col (h)		\$ 5,658,915
34	Distribution Used in LAC	WP1, L16, Col (h)		\$ -
35	Allocated General Plant			
36	Total General Plant	WP1, L23, Col (h)		\$ 1,998,915
37	Allocation Factor	L20	LAB	<u>0.026610</u>
38		L36 * L37		\$ 53,191
39	Total LAC Accum. Depr. Res.	L33 + L34 + L38		<u>\$ 5,712,106</u>
40				
41	Net Plant Used in LAC	L30 - L39		<u>\$ 6,231,163</u>
42				
43	Total Plant in Service	WP1, L24, Col (g)		\$ 39,396,871
44	Less: Total Accum. Reserves for Depr.	WP1, L24, Col (h)		\$ 15,876,245
45	Total Net Plant	L43 - L44		<u>\$ 23,520,626</u>
46				
47	Transmission Net Plant Allocator - Budget Year	L41 / L45	NP	<u>0.264923</u>

**Western Cooperative Electric Association**  
**Mid-Kansas Service Area**  
**34.5kV Formula Based Rate**  
**Work Paper 4 - Margin Requirement Offsets**  
**For the Historical Test Year Ending December 31, 2017**

(a) <b>Line No</b>	(b) <b>Metric</b>	(c) <b>Source</b>	(d) <b>Historical Total Amount</b>	(e) <b>Adjustment</b> pg 1, Col (e)	(f) <b>Adjusted Amount</b>	(g) <b>Allocation Factor Name</b>	(h) <b>Allocation Factor Factor</b>	(i) <b>Allocated to FBR</b>	
1	<b>OTIER</b>								
2	LT Interest Expense	Pg.1, L17, Col ( d )	\$ 800,594	\$ (10,543)	\$ 790,051	NP	0.264923	\$ 209,303	
3	Cash Received from G&T/lenders	WP1, Col (d), L71	\$ -	\$ -	\$ -	NP	0.264923	\$ -	
4			<u>\$ 800,594</u>	<u>\$ (10,543)</u>	<u>\$ 790,051</u>			<u>\$ 209,303</u>	
5									
6	<b>MDSC</b>								
7	LT Interest Expense	L2	\$ 800,594	\$ (10,543)	\$ 790,051	NP	0.264923	\$ 209,303	
8	Depreciation Expense								
9	Transmission	Pg.1, L13, Col ( d )	\$ 255,474	\$ 2,737	\$ 258,210		1.000000	\$ 258,210	
10	General Plant	Pg.1, L14, Col ( d )	\$ 123,110	\$ 32,754	\$ 155,864	LAB	0.026610	\$ 4,148	
11	Non-Operating Margins - Interest	WP1, L70, Col ( d )	\$ -	\$ -	\$ -	NP	0.264923	\$ -	
12	Cash Patronage Capital*	L20	<u>\$ 0</u>	<u>\$ -</u>	<u>\$ 0</u>	NP	0.264923	<u>\$ 0</u>	
13	Resultant Amount	Sum (L7:L12)	<u>\$ 1,179,178</u>		<u>\$ 1,204,125</u>			<u>\$ 471,661</u>	
14									
15	*Calculate Pat. Cap. (Cash):								
16	Inv. in Assoc. Org. - Patr. Capital - Current Yr.	WP1, L67, Col ( d )	\$ 4,853,781						
17	Inv. in Assoc. Org. - Patr. Capital - Prior Yr.	WP1, L67, Col ( c )	\$ 3,506,873						
18	Generation & Transmission Capital Credits	WP1, L68, Col ( d )	\$ 1,346,908						
19	Other Capital Cr. and Patronage Dividends	WP1, L69, Col ( d )	<u>\$ -</u>						
20	Resultant Amount	L17 + L18 + L19 - L16	<u>\$ 0</u>						

**Western Cooperative Electric Association**  
**Mid-Kansas Service Area**  
**34.5kV Formula Based Rate**  
**Work Paper 5 - Billing Demand <sup>1</sup>**  
**For the Historical Test Year Ending December 31, 2017**

<u>Line</u>	<u>Description</u>	<u>Jan</u>	<u>Feb</u>	<u>Mar</u>	<u>Apr</u>	<u>May</u>	<u>Jun</u>	<u>Jul</u>	<u>Aug</u>	<u>Sep</u>	<u>Oct</u>	<u>Nov</u>	<u>Dec</u>	<u>Total</u>
1	Total Local Access System <sup>2</sup>	59,316	53,853	56,414	53,273	62,334	74,830	82,015	73,915	72,753	53,805	52,078	61,627	756,213
2	CP Date	05	02	13	19	16	21	21	20	22	02	22	27	
3	CP Time (hour Ending)	1100	1100	800	1500	1400	1800	1400	1600	1300	1900	1000	1100	
4														
5	Wholesale Customers @ Del. Pt.													
6	Hoisington (KMEA)--Metered	3,112	2,836	2,786	3,058	3,868	5,623	6,249	5,667	5,146	3,345	2,666	2,587	46,939
7	Hoisington (KMEA)--Generation	-	-	-	-	-	-	-	-	-	-	-	691	691
8	Subtotal--Hoisington	3,112	2,836	2,786	3,058	3,868	5,623	6,249	5,667	5,146	3,345	2,666	3,278	47,630
9	Lincoln (KMEA)--Metered	2,669	1,881	2,383	2,328	2,951	3,015	4,322	3,001	3,718	1,959	2,173	2,092	32,491
10	Lincoln (KMEA)--Generation	-	-	-	-	-	-	-	-	-	-	-	-	-
11	Subtotal--Lincoln	2,669	1,881	2,383	2,328	2,951	3,015	4,322	3,001	3,718	1,959	2,173	2,092	32,491
12	Russell (KMEA)--Metered	15,503	14,347	14,310	14,154	17,644	21,626	21,743	20,116	19,707	16,654	13,395	15,553	204,751
13	Russell (KMEA)--Generation	-	-	-	-	-	-	-	-	-	-	-	-	-
14	Subtotal--Russell	15,503	14,347	14,310	14,154	17,644	21,626	21,743	20,116	19,707	16,654	13,395	15,553	204,751
15	Holyrood (KPP)	474	419	359	454	577	853	984	928	805	448	470	487	7,255
16	Lucas (KPP)	1,216	1,151	854	1,146	1,317	1,275	1,618	1,018	1,348	895	1,070	1,222	14,127
17	Luray (KPP)	192	285	167	150	214	392	419	356	311	233	195	232	3,145
18	KEPCO	6,773	6,039	8,862	7,994	7,990	8,478	8,974	9,628	9,205	6,482	7,348	10,806	98,578
19	Subtotal	29,938	26,957	29,721	29,283	34,561	41,260	44,307	40,712	40,239	30,015	27,316	33,668	407,976
20	Losses @ 1.71% of 34.5 kV Output	512	461	508	501	591	706	758	696	688	513	467	576	6,976
21	Subtotal with Losses (@ Source)	30,450	27,418	30,229	29,784	35,152	41,966	45,064	41,408	40,927	30,528	27,783	34,244	414,952
22														
23	Western Retail													
24	Retail with Losses (@ Source)	28,867	26,434	26,185	23,489	27,183	32,864	36,950	32,507	31,826	23,277	24,295	27,383	341,260
25	Losses @ 1.68% of 34.5 kV Input	485	444	440	395	457	553	621	547	535	391	408	460	5,737
26	Retail @ Delivery Point	28,381	25,990	25,744	23,094	26,726	32,312	36,329	31,960	31,291	22,886	23,886	26,923	335,523
27														
28	Wholesale plus Retail													743,499

<sup>1</sup> Provided by G&T.

<sup>2</sup> With "behind the meter" generation added back in.

**Western Cooperative Electric Association  
Mid-Kansas Service Area  
34.5kV Formula Based Rate  
Work Paper 6a - Summary of Exclusions  
For the Historical Test Year Ending December 31, 2017**

ACCOUNT	DESCRIPTION	Total Amount	Total Adjustment
921	OFFICE SUPPLIES & EXPENSES		430.78
925	LOSS CONTROL & SAFETY		83.72
926	EMPLOYEE PENSIONS AND BENEFITS		2,494.98
930.1	GENERAL ADVERTISING EXPENSE		7,997.78
930.2	MISCELLANEOUS GENERAL EXPENSE		3,233.88
930.4	MISC GENERAL EXPENSE-MEETINGS		383.01
930.41	MISCELLANEOUS GENERAL EXPENSE-ANNUAL MEETING		2,503.87
930.42	MISCELLANEOUS EXPENSE-DIRECTORS		1,341.63
930.5	DIRECTORS FEE AND MILEAGE		33.75
935.2	MAINT PLANT-COMMUNICATION EQUIPMENT		107.00
		-	<b>18,610.40</b>

## Notes:

Western's review of General and Administrative expenses by category:

## Employee Benefits:

Meals provided to employees, clothing purchased for promotional reasons, and retirement party expenses and gifts were excluded 100%. Costs associated with short term disability, safety related clothing, and expenses for job-required physicals were not excluded.

## Advertising:

Expenses related to company image and general advertising were excluded at 100%, all other advertising related to member safety, legal ads, and meeting announcements were not excluded.

## Misc General:

Miscellaneous & General expenses were carefully looked at to the true business expense versus other indirect expenses. Expenses related to travel, software support fees, property taxes, liability insurance, and labor were not excluded. Expenses for meals, subscriptions to publications, and retirement meals were excluded at 100%. Donations and dues that may have been included in this category were excluded at 50%

## Dues:

Dues to associated organization were excluded at 50% with the exception of Kansas Electric Cooperative (KEC) monthly assessment due. KEC provides needed service and programs to electric cooperatives for the mutual benefit of its member cooperatives. The dues associated with KEC represent services KEC provides for our cooperative, which include our safety program, OSHA compliance, safety inspections, staff & board training, and administrative functions on a statewide level.

## Donations:

50% of all donations were excluded.

## Annual Meeting:

Expenses with the publication, balloting, office notice mailings, and expenses with regard to holding the annual meeting were not excluded. However, expenses concerning gifts for members were excluded 100%

Western Cooperative Electric Association  
Mid-Kansas Service Area  
34.5kV Formula Based Rate  
Work Paper 6b - Detail of Exclusions  
For the Historical Test Year Ending December 31, 2017

<u>Account</u>	<u>Description</u>	<u>Date</u>	<u>Vendor</u>	<u>Reference</u>	<u>Total Amount</u>	<u>Percent Excluded</u>	<u>Total Adjustment</u>
----------------	--------------------	-------------	---------------	------------------	-------------------------	-----------------------------	-----------------------------

**SEE FILING EXHIBIT 10**



**Western Cooperative Electric Association  
Mid-Kansas Service Area  
34.5kV Formula Based Rate  
Work Paper 7 - Annual True-Up Calculation Summary  
Section E.6 of the 34.5kV FBR Protocols**

Line No.				Day in Effect	=	Wtd. Rev. Req.	Notes/Source	
<b>I. Calculate Weighted Projected FBR Revenue Requirement</b>								
1	Budget Year	2016	Projected FBR Revenue Requirement	\$ 1,160,521	x	273	= \$ 868,006	16-WSTE-496-TAR
2	Budget Year	2017	Projected FBR Revenue Requirement	\$ 1,244,727	x	92	= \$ 313,739	17-WSTE-477-TAR, Effective Date of 10/01/2017 per KCC-stamped tariff
3							\$ 1,181,746	L1 + L2
<b>II. Compare against Actual Revenue Requirement</b>								
6	Test Year	2017	Actual FBR Revenue Requirement				\$ 1,272,080	WP8a, L13
7	Annual True-Up Before Interest						\$ 90,334	L6 - L3
<b>III. Include Interest for Over or Under-recovery</b>								
10	Applicable Interest Rate						3.85%	L18 or L19
12	Interest on Annual True-Up Amount						\$ 3,473	L7 x L10
13	<b>Total</b>						<u>\$ 93,807</u>	L7 + L12
<b>Interest Rates</b>								
18	Short term Interest Rate			N/A			no short-term debt in 2017	
19	FERC Quarterly Interest Rate			3.85%			Avg. for 2017, see <a href="https://www.ferc.gov/enforcement/acct-matts/interest-rates.asp">https://www.ferc.gov/enforcement/acct-matts/interest-rates.asp</a>	

**Western Cooperative Electric Association  
Mid-Kansas Service Area  
34.5kV Formula Based Rate  
Work Paper 8a - Actual Revenue Requirement for the True-Up  
For the Historical Test Year Ending December 31, 2017**

(a) Line No	(b) Description	(c) Source	(d) Unadjusted Historical Test Year 2017		(e) Adjustments		(f) Adjusted Historical Test Year 2017	(g) (h) Allocation Factor		(i) FBR Revenue Requirement	
			No.	Amount	No.	Amount		Name	Factor		
1	<b>Operating Expenses</b>										
2	Power Production Expense	WP1, L29, Col ( g )		-			\$ -	0.000000	\$	-	
3	Cost of Purchased Power	WP1, L30, Col ( g )	\$	12,471,285			\$12,471,285	0.000000	\$	-	
4	Transmission O&M	WP1, L31, Col ( g )	\$	271,261			\$ 271,261	1.000000	\$	271,261	
5	Distribution Expense-Operation	WP1, L32, Col ( g )	\$	1,418,432	[1]	\$ -	\$ 1,418,432	DOM	0.000000	\$	-
6	Distribution Expense-Maintenance	WP1, L33, Col ( g )	\$	902,417	[2]	\$ -	\$ 902,417	DOM	0.000000	\$	-
7	Consumer Accounts Expense	WP1, L34, Col ( g )	\$	230,763			\$ 230,763		0.000000	\$	-
8	Customer Service and Informational Expense	WP1, L35, Col ( g )	\$	136,400			\$ 136,400		0.000000	\$	-
9	Sales Expense	WP1, L36, Col ( g )	\$	-			\$ -		0.000000	\$	-
10	Administration & General	WP1, L37, Col ( g )	\$	1,201,888	[3]	\$ (18,610)	\$ 1,183,278	LAB	0.026610	\$	31,487
11	<b>Total O&amp;M Expense</b>	Sum (L2:L10)								\$	302,748
12	Depreciation and Amortization									\$	-
13	Transmission	WP1, L40, Col ( d )	\$	255,474			\$ 255,474		1.000000	\$	255,474
14	General Plant	WP1, L41, Col ( d )	\$	123,110			\$ 123,110	LAB	0.026610	\$	3,276
15	Property Tax	WP1, L43, Col ( g )	\$	-			\$ -	NP	0.294019	\$	-
16	Other Taxes	WP1, L44, Col ( g )	\$	-			\$ -	NP	0.294019	\$	-
17	L.T. Interest	WP1, L45, Col ( g )	\$	800,594			\$ 800,594	NP	0.294019	\$	235,390
18	Interest Charged to Construction - Credit	WP1, L46, Col ( g )	\$	-			\$ -	NP	0.294019	\$	-
19	Interest-Other	WP1, L47, Col ( g )	\$	-			\$ -	NP	0.294019	\$	-
20	Other Deductions	WP1, L48, Col ( g )	\$	-	[9]	\$ -	\$ -	NP	0.294019	\$	-
21	<b>Total Cost of Electric Service</b>									\$	<b>796,887</b>
22											
23	<b>Margin Requirement</b>										
24	Principal Payments	WP1, L62, Col ( g )	\$	1,030,983			\$ 1,030,983	NP	0.294019		\$ 303,128
25	L.T. Interest	L17	\$	800,594		\$ -	\$ 800,594	NP	0.294019	\$	235,390
26	Subtotal	Sum (L24:25)								\$	235,390
27	Required Coverage Ratio	WP1, L64, Col ( g )									1.80
28	Gross Margin Requirements	L26 x L27									423,701
29	Less: Offsets to Margin Requirements	WP8c, L4 or L13, Col ( i )									235,390
30	Net Margin Requirement	L28 - L29									<b>188,312</b>
31											
32	<b>Total Revenue Requirements</b>										
33	Using the greater of OTIER or MDSC Margin Requirements	L21 + L30									<b>\$1,272,080</b>

**Western Cooperative Electric Association  
Mid-Kansas Service Area  
34.5kV Formula Based Rate  
Work Paper 8b - Allocation Factors for the True-Up Calculation  
For the Historical Test Year Ending December 31, 2016**

<u>Line No.</u>	<u>Description</u>	<u>Source</u>	<u>Allocator</u>	<u>Amount</u>
1	<b>Distribution O&amp;M Allocation Factor</b>			
2	Distr. Plant used to provide Local Access Delivery Service	WP1, L16, Col (c)		\$ -
3	Total Distribution Plant	WP1, L22, Col (c)		\$ 20,332,237
4				
5	Allocation Factor	L2 / L3	DOM	-
6				
7	<b>Labor Allocation Factor</b>			
8	Transmission Wages	WP1, L51, Col (d)		\$ 24,582
9	Allocated Distribution Wages			
10	Total Distribution Wages	WP1, L52, Col (d)		\$ 756,474
11	Allocation Factor	L5	DOM	\$ -
12		L10 * L11		\$ -
13	Total LAC Wages	L8 + L12		<u>\$ 24,582</u>
14				
15	Total Wages Other than A&G			
16	Total Wages	WP1, L57, Col (d)		\$ 1,375,741
17	Less: Administration & General Wages	WP1, L56, Col (d)		451,952
18		L16 - L17		<u>\$ 923,789</u>
19				
20	Transmission Labor Allocator	L13 / L18	LAB	<u>0.026610</u>
21				
22	<b>Net Plant Allocation Factor</b>			
23	Plant-in-Service			
24	Transmission	WP1, L11, Col (c)		\$ 11,692,510
25	Distr. used to provide Local Access Service	L2		\$ -
26	General Plant			
27	Total General Plant	WP1, L23, Col (c)		\$ 4,378,096
28	Allocation Factor	L20	LAB	0.026610
29		L27 * L28		<u>\$ 116,501</u>
30	Total LAC Plant-in-Service	L24 + L25 + L29		<u>\$ 11,809,011</u>
31				
32	Accumulated Reserves for Depreciation			
33	Transmission	WP1, L11, Col (d)		\$ 5,400,704
34	Distribution Used in LAC	WP1, L16, Col (d)		\$ -
35	Allocated General Plant			
36	Total General Plant	WP1, L23, Col (d)		\$ 1,843,051
37	Allocation Factor	L20	LAB	0.026610
38		L36 * L37		<u>\$ 49,043</u>
39	Total LAC Accum. Depr. Res.	L33 + L34 + L38		<u>\$ 5,449,748</u>
40				
41	Net Plant Used in LAC	L30 - L39		<u>\$ 6,359,263</u>
42				
43	Total Plant in Service	WP1, L24, Col (c)		\$ 36,402,843
44	Less: Total Accum. Reserves for Depr.	WP1, L24, Col (d)		\$ 14,774,066
45	Total Net Plant	L43 - L44		<u>\$ 21,628,776</u>
46				
47	Transmission Net Plant Allocator	L41 / L45	NP	<u>0.294019</u>

**Western Cooperative Electric Association  
Mid-Kansas Service Area  
34.5kV Formula Based Rate  
Work Paper 4 - Margin Requirement Offsets  
For the Historical Test Year Ending December 31, 2017**

(a) <b>Line No</b>	(b) <b>Metric</b>	(c) <b>Source</b>	(d) <b>Historical Tot Amount</b>	(g) <b>Allocation Name</b>	(h) <b>Allocation Factor</b>	(i) <b>Allocated to FBR</b>
					WP8b	
1	<b>OTIER</b>					
2	LT Interest Expense	Pg.1, L17, Col ( d )	\$ 800,594	NP	0.294018633	\$ 235,390
3	Cash Received from G&T/lenders	WP1, Col (d), L71	\$ -	NP	0.294018633	\$ -
4			<u>\$ 800,594</u>			<u>\$ 235,390</u>
5						
6	<b>MDSC</b>					
7	LT Interest Expense	L2	\$ 800,594	NP	0.294018633	\$ 235,390
8	Depreciation Expense					
9	Transmisison	Pg.1, L13, Col ( d )	\$ 255,474		1.000000	\$ 255,474
10	General Plant	Pg.1, L14, Col ( d )	\$ 123,110	LAB	0.026610	\$ 3,276
11	Non-Operating Margins - Interest	WP1, L70, Col ( d )	\$ -	NP	0.294018633	\$ -
12	Cash Patronage Capital*	L18	\$ 0	NP	0.294018633	\$ 0
13	Resultant Amount	Sum (L7:L10)	<u>\$ 1,179,178</u>			<u>\$ 494,139</u>
14						
15	*Calculate Pat. Cap. (Cash):					
16	Inv. in Assoc. Org. - Patr. Capital - Current Yr.	WP1, L67, Col ( d )	\$ 4,853,781			
17	Inv. in Assoc. Org. - Patr. Capital - Prior Yr.	WP1, L67, Col ( c )	\$ 3,506,873			
18	Generation & Transmission Capital Credits	WP1, L68, Col ( d )	\$ 1,346,908			
19	Other Capital Cr. and Patronage Dividends	WP1, L69, Col ( d )	\$ -			
20	Resultant Amount	L17 + L18 + L19 - L16	<u>\$ 0</u>			

**EXHIBIT 6**

Trial Balance  
2015-2017

Mid-Kansas Division

**12/31/17 Western Cooperative Electric Association - MKEC**

<b>Account Number</b>	<b>Ending Balance</b>
101.100 - PROPERTY CAPITAL LEASE - LARGE TRANSPORTATION	\$ 636,661.11
107.200 - CONSTRUCTION IN PROGRESS - FORCE	\$ 660,343.94
107.300 - CONSTRUCTION WORK IN PROGRESS - SPECIAL EQUIP	\$ 3,848.70
107.400 - CONSTRUCTION IN PROGRESS-WAREHOUSE LED LIGHTS	\$ -
107.600 - CONSTRUCTION WORK IN PROGRESS - GIS	\$ 93,385.63
108.500 - ACCUMULATED DEPRECIATION-TRANSMISSION PLANT	\$ (5,472,330.34)
108.600 - ACCUMULATED DEPRECIATION-DISTRIBUTION PLANT	\$ (6,478,014.11)
108.700 - ACCUMULATED DEPRECIATION-PLANT-STRUCTURES	\$ (457,175.44)
108.710 - ACCUMULATED DEPRECIATION-PLANT-OFFICE	\$ (168,429.51)
108.720 - ACCUMULATED DEPRECIATION-PLANT-TRANSPORTATION	\$ (557,955.60)
108.730 - ACCUMULATED DEPRECIATION-PLANT-STORES EQUIP	\$ (82,657.80)
108.740 - ACCUMULATED DEPRECIATION-PLANT-SHOP EQUIPMENT	\$ (14,986.00)
108.750 - ACCUMULATED DEPRECIATION-PLANT-LAB EQUIPMENT	\$ (21,845.27)
108.760 - ACCUMULATED DEPRECIATION-PLANT-POWER EQUIP	\$ (667,037.55)
108.770 - ACCUMULATED DEPRECIATION PLANT-COMMUNICATION	\$ (45,184.25)
108.780 - ACCUMULATED DEPRECIATION PLANT-MISC EQUIPMENT	\$ (4,095.66)
108.800 - RETIREMENT WORK IN PROGRESS	\$ 28,748.81
114.000 - ELECTRIC PLANT ACQUISITION ADJ	\$ 3,532,576.09
115.000 - ACCUM AMORTIZATION OF ELECTRIC PLANT ACQ ADJ	\$ (1,239,498.78)
123.100 - PATRONAGE CAPITAL - ASSOCIATED COOPERATIVES	\$ 4,853,781.18
131.010 - CASH-GENERAL	\$ -
131.030 - CASH-PATRONAGE CAPITAL-TREGO-WAKEENEY BANK	\$ -
131.400 - TRANSFER OF CASH	\$ -
142.100 - CUSTOMER ACCOUNTS RECEIVABLE-ELECTRIC	\$ 1,559,911.57
142.130 - CUSTOMER ACCTS RECEIVABLE ELECTRIC-DEFERRED	\$ 1,188.00
142.200 - CUSTOMER ACCTS RECEIVABLE-LINE EXTENSION	\$ 71,678.52
142.300 - CUSTOMER ACCOUNTS RECEIVABLE-ELECTRIC-CREDITS	\$ 51,091.36
143.000 - OTHER ACCOUNTS RECEIVABLE	\$ 757.13
143.060 - ACCTS REC-FEDERATED INSUR-FEMA & KEM	\$ -
143.070 - ACCTS REC-MUTUAL AID	\$ -
144.100 - ACCUMULATED PROVISION-UNCOLLECTIBLE ACCTS	\$ (66,656.43)
154.000 - MATERIALS & SUPPLIES - ELECTRIC	\$ 583,524.37
163.000 - STORES EXPENSE - UNDISTRIBUTED	\$ -
165.100 - PREPAYMENTS - INSURANCE	\$ 41,251.31
165.110 - PREPAYMENTS - INSURANCE WC	\$ -
165.120 - PREPAYMENTS - INSURANCE VEH & GEN	\$ 13,909.57
165.130 - PREPAYMENTS - INSURANCE SUBSTATIONS	\$ 7,731.50
165.140 - PREPAYMENTS - INSURANCE PROP LIAB & UMB	\$ 10,060.20
165.150 - PREPAYMENTS - INSURANCE DOM	\$ 1,865.70
165.200 - PREPAYMENTS - FORMS	\$ 3,299.26
165.300 - PREPAYMENTS - CUSTOMER SUPPORT	\$ 11,025.32
183.000 - PRELIMINARY SURVEY & INVESTIGATION CHARGES	\$ -
184.100 - TRANSPORTATION EXP-CLEARING(SM)	\$ -
184.200 - TRANSPORTATION EXP-CLEARING (LG)	\$ -

184.300 - TRANSPORTATION - CLEARING #1	\$ -
186.000 - MISC DEFERRED DEBITS-PREPAID MAINTENANCE	\$ 692,707.09
201.100 - PATRON'S CAPITAL CREDITS	\$ (2,969,511.43)
201.200 - PATRONAGE CAPITAL ASSIGNABLE	\$ 0.92
219.100 - OPERATING MARGINS	\$ -
219.200 - NONOPERATING MARGINS	\$ -
224.150 - LONG TERM DEBT-OTHER	\$ (2,703,808.25)
224.350 - LONG-TERM DEBT - RUS - FFB	\$ (23,020,073.78)
227.000 - OBLIGATIONS UNDER CAPITAL LEASE - NONCURRENT	\$ (179,394.60)
232.000 - ACCOUNTS PAYABLE	\$ (965,657.48)
234.000 - PAYABLE TO NATIVE	\$ (1,890,873.72)
234.100 - PAYABLE TO NATIVE-CUMULATIVE	\$ (1,528,927.37)
235.000 - CUSTOMER DEPOSITS	\$ (331,100.93)
235.100 - CUSTOMER DEPOSITS - DEFERRED (INSTALLMENTS)	\$ (3,603.62)
236.100 - ACCRUED PROPERTY TAXES	\$ (232,374.75)
236.500 - ACCRUED STATE SALES TAX - CONSUMERS	\$ (16,111.85)
236.700 - ACCRUED TAXES OTHER - WAKEENEY CITY	\$ -
236.710 - ACCRUED TAXES OTHER - GOVE COUNTY	\$ -
236.720 - ACCRUED TAXES OTHER - SHERIDAN COUNTY	\$ -
236.730 - ACCRUED TAXES OTHER - GRAHAM COUNTY	\$ -
236.750 - ACCRUED TAXES OTHER-ELLIS COUNTY	\$ (41.62)
236.760 - ACCRUED TAXES OTHER-ROOKS COUNTY	\$ (1,011.97)
236.780 - ACCRUED TAXES OTHER - TREGO COUNTY	\$ -
236.790 - ACCRUED TAXES OTHER - BARTON COUNTY	\$ (681.40)
236.800 - ACCRUED TAXES OTHER - ELLSWORTH COUNTY	\$ (1,693.50)
236.810 - ACCRUED TAXES OTHER - LINCOLN COUNTY	\$ (241.25)
236.820 - ACCRUED TAXES OTHER - OSBORNE COUNTY	\$ (326.79)
236.830 - ACCRUED TAXES OTHER - RUSSELL COUNTY	\$ (746.44)
236.840 - ACCRUED TAXES OTHER - ELLSWORTH CITY	\$ (1,938.30)
236.860 - ACCRUED TAXES OTHER - PLAINVILLE CITY	\$ (2,347.96)
236.870 - CITY FRANCHISE TAXES	\$ (23,327.49)
236.890 - ACCRUED TAXES OTHER-ELLSWORTH CID	\$ (173.87)
237.100 - INTEREST ACCRUED - REA CONSTRUCTION LOAN	\$ -
237.300 - INTEREST ACCRUED - CUSTOMER DEPOSITS	\$ (468.21)
242.300 - EMPLOYEE'S ACCRUED VACATION	\$ (70,578.92)
242.530 - OTHER CURRENT & ACCRUED LIABILITIES - NRECA	\$ -
242.540 - OPERATION ROUNDUP	\$ -
242.880 - TOOLS AND GLASSES - S BITTEL	\$ -
253.000 - OTHER DEFERRED CREDITS	\$ (51,091.36)
350.000 - LAND AND LAND RIGHTS	\$ 38,030.80
352.000 - STRUCTURES AND IMPROVEMENTS - TRANSMISSION	\$ 247,519.32
353.000 - STATION EQUIPMENT	\$ 5,940,769.11
355.000 - POLES AND FIXTURES	\$ 2,753,447.64
356.000 - OVERHEAD CONDUCTORS DEVICES	\$ 2,776,351.29
360.000 - LAND AND LAND RIGHTS	\$ 25,081.34
361.000 - STRUCTURES AND IMPROVEMENTS	\$ 42,673.68
362.000 - STATION EQUIPMENT - DISTRIBUTION PLANT	\$ 1,804,541.78

364.000	- POLES, TOWERS AND FIXTURES	\$	7,069,917.34
365.000	- OVERHEAD CONDUCTORS AND DEVICES	\$	7,349,596.18
366.000	- UNDERGROUND CONDUIT	\$	59,948.71
367.000	- UNDERGROUND CONDUCTORS AND DEVICES	\$	281,007.38
368.000	- LINE TRANSFORMERS	\$	2,184,830.40
369.000	- SERVICES	\$	57,241.10
370.000	- METERS	\$	2,586,853.62
371.000	- INSTALLATIONS ON CUSTOMERS' PREMISES - LIGHTS	\$	544,222.51
389.000	- LAND AND LAND RIGHTS	\$	78,756.60
390.000	- STRUCTURES AND IMPROVEMENTS	\$	2,199,987.16
391.000	- OFFICE FURNITURE AND EQUIPMENT	\$	291,933.18
392.010	- TRANSPORTATION EQUIPMENT SMALL	\$	636,636.73
393.000	- STORES EQUIPMENT	\$	86,795.33
394.000	- TOOLS, SHOP AND GARAGE EQUIPMENT	\$	58,533.62
395.000	- LABORATORY EQUIPMENT	\$	48,892.66
396.010	- TRANSPORTATION EQUIP SMALL BUCKETS	\$	459,193.76
396.020	- TRANSPORTATION EQUIP LARGE BUCKETS/DIGGERS	\$	426,212.44
397.000	- COMMUNICATIONS EQUIPMENT	\$	128,742.08
398.000	- MISCELLANEOUS EQUIPMENT	\$	10,795.56
403.500	- DEPRECIATION EXPENSES - TRANSMISSION PLANT	\$	255,473.76
403.600	- DEPRECIATION EXPENSE - DISTRIBUTION PLANT	\$	541,619.60
403.700	- DEPRECIATION EXPENSE - GENERAL PLANT	\$	123,110.21
406.000	- AMORTIZATION ELECTRIC PLANT ACQUISITION ADJ	\$	119,120.76
415.000	- REVENUES-MERCHANDISING, JOBBING & CONTRACT	\$	(1,393.96)
416.000	- COSTS & EXPENSES OF MERCHANDISING	\$	2,172.54
416.010	- ELECTRICIAN SERVICE EXPENSE-INSIDE LABOR ONLY	\$	-
416.020	- ELECT SERV EXPENSE-TOOLS,EQUIP,OUTSIDE LABOR	\$	-
421.000	- MISCELLANEOUS NONOPERATING INCOME	\$	(4,005.04)
423.000	- G&T CAPITAL CREDITS & PATRONAGE CAPITAL	\$	(1,346,907.80)
427.100	- INTEREST ON REA CONSTRUCTION LOAN	\$	669,144.45
427.200	- INTEREST - OTHER	\$	95,542.30
427.300	- INTEREST - INTERCOMPANY PAYABLE / RECEIVABLE	\$	35,907.10
440.110	- RESIDENTIAL SALES-AQUILA	\$	(4,594,062.87)
441.100	- IRRIGATION SALES-AQUILA	\$	(119,133.48)
442.150	- COMMERCIAL & INDUSTRIAL-SMALL-AQUILA	\$	(4,095,155.20)
442.250	- COMMERCIAL & INDUSTRIAL-LARGE-AQUILA	\$	(9,094,722.12)
444.300	- Lighting Acquired	\$	(270,301.75)
445.000	- OTHER SALES PUBLIC AUTH-MUNCIPAL WATER-AQUILA	\$	(168.84)
450.000	- FORFEITED DISCOUNTS	\$	(23,977.16)
450.100	- FORFEITED DISCOUNTS - BAD CHECKS	\$	(1,740.00)
451.000	- MISCELLANEOUS SERVICE REVENUES	\$	(43,240.89)
454.000	- RENT FROM ELECTRIC PROPERTY	\$	(13,432.50)
456.000	- OTHER ELECTRIC REVENUES	\$	(642,177.27)
555.000	- PURCHASED POWER	\$	12,471,284.82
562.000	- STATION EXPENSE - TRANSMISSION	\$	95,736.52
570.000	- MAINTENANCE OF STATION EQUIPMENT	\$	56,504.17
571.000	- MAINTENANCE OF OVERHEAD LINES - TRANSMISSION	\$	119,019.61



580.000	- OPERATION SUPERVISION & ENGINEERING	\$	199,772.95
582.000	- STATION EXPENSES - DISTRIBUTION	\$	123,155.57
583.000	- OVERHEAD LINE EXPENSE	\$	634,554.35
584.000	- UNDERGROUND LINE EXPENSE	\$	4,563.70
585.000	- STREET LIGHTING & SIGNAL SYSTEM EXPENSE	\$	3,707.89
586.000	- METER EXPENSE	\$	70,971.05
587.000	- CONSUMER INSTALLATION EXPENSE	\$	267,984.95
588.000	- MISCELLANEOUS DISTRIBUTION EXPENSE	\$	113,721.02
590.000	- MAINTENANCE SUPERVISION & ENGINEERING	\$	-
592.000	- MAINTENANCE OF STATION EQUIPMENT	\$	13,975.69
593.000	- MAINTENANCE OF OVERHEAD LINES	\$	848,050.54
593.990	- MAINT OF OVERHEAD LINES - COMPLIANCE	\$	2,475.66
594.000	- MAINTENANCE OF UNDERGROUND LINES	\$	5,609.28
595.000	- MAINTENANCE OF LINE TRANSFORMERS	\$	32,305.76
596.000	- MAINTENANCE OF STREET LIGHTING & SIGNAL SYST	\$	-
597.000	- MAINTENANCE OF METERS	\$	-
901.000	- SUPERVISION	\$	-
902.000	- METER READING EXPENSE	\$	10,232.66
903.000	- CUSTOMER RECORDS & COLLECTION EXPENSE	\$	214,529.78
904.000	- UNCOLLECTIBLE ACCOUNTS	\$	6,000.00
907.000	- SUPERVISION	\$	2,750.17
908.000	- CUSTOMER ASSISTANCE EXPENSE	\$	104,043.04
909.000	- INFORMATIONAL & INSTRUCTIONAL ADVERTISING EXP	\$	10,238.66
910.000	- MISC CUSTOMER SERVICE & INFORMATION-SSD'S	\$	19,367.62
920.000	- ADMINISTRATIVE & GENERAL SALARIES	\$	365,884.96
921.000	- OFFICE SUPPLIES & EXPENSES	\$	237,344.78
923.000	- OUTSIDE SERVICES EMPLOYED	\$	41,038.83
925.000	- LOSS CONTROL & SAFETY	\$	1,247.50
925.100	- INSURANCE-GEN LIABILITY & SAFETY DIRECTOR	\$	9,161.80
925.990	- SAFETY PROCEDURES - COMPLIANCE	\$	-
926.000	- EMPLOYEE PENSIONS AND BENEFITS	\$	23.57
928.000	- REGULATORY COMMISSION EXPENSE	\$	3,141.37
929.000	- DUPLICATE CHARGES	\$	(16,302.97)
930.100	- GENERAL ADVERTISING EXPENSE	\$	32,361.47
930.200	- MISCELLANEOUS GENERAL EXPENSE	\$	25,809.38
930.400	- MISC GENERAL EXPENSE-MEETINGS	\$	74,311.89
930.410	- MISCELLANEOUS GENERAL EXPENSE-ANNUAL MEETING	\$	20,888.95
930.420	- MISCELLANEOUS EXPENSE-DIRECTORS	\$	66,308.19
930.500	- DIRECTORS FEE AND MILEAGE	\$	50,447.06
935.000	- MAINT OF PLANT-STRUCTURES & IMPROVEMENTS	\$	21,162.44
935.100	- MAINT PLANT-OFFICE FURNITURE & EQUIPMENT	\$	127,962.71
935.200	- MAINT PLANT-COMMUNICATION EQUIPMENT	\$	7,822.71
935.300	- MAINT PLANT - TOOLS & WORK EQUIPMENT	\$	133,273.06

**12/31/2016 Western Cooperative Electric Association - MKEC.**

<b>Account Number</b>	<b>Ending Balance</b>
101.100 - PROPERTY CAPITAL LEASE - LARGE TRANSPORTATION	\$ 636,661.11
107.200 - CONSTRUCTION IN PROGRESS - FORCE	\$ 3,136,616.63
107.300 - CONSTRUCTION WORK IN PROGRESS - SPECIAL EQUIP	\$ 22,834.29
107.600 - CONSTRUCTION WORK IN PROGRESS - GIS	\$ 17,575.33
108.500 - ACCUMULATED DEPRECIATION-TRANSMISSION PLANT	\$ (5,284,593.07)
108.600 - ACCUMULATED DEPRECIATION-DISTRIBUTION PLANT	\$ (7,735,520.51)
108.700 - ACCUMULATED DEPRECIATION-PLANT-STRUCTURES	\$ (387,808.02)
108.710 - ACCUMULATED DEPRECIATION-PLANT-OFFICE	\$ (127,377.82)
108.720 - ACCUMULATED DEPRECIATION-PLANT-TRANSPORTATION	\$ (363,050.00)
108.730 - ACCUMULATED DEPRECIATION-PLANT-STORES EQUIP	\$ (77,770.68)
108.740 - ACCUMULATED DEPRECIATION-PLANT-SHOP EQUIPMENT	\$ (12,334.82)
108.750 - ACCUMULATED DEPRECIATION-PLANT-LAB EQUIPMENT	\$ (20,447.87)
108.760 - ACCUMULATED DEPRECIATION-PLANT-POWER EQUIP	\$ (605,668.30)
108.770 - ACCUMULATED DEPRECIATION PLANT-COMMUNICATION	\$ (42,184.61)
108.780 - ACCUMULATED DEPRECIATION PLANT-MISC EQUIPMENT	\$ (3,339.90)
108.800 - RETIREMENT WORK IN PROGRESS	\$ 44,103.90
114.000 - ELECTRIC PLANT ACQUISITION ADJ	\$ 3,532,576.09
115.000 - ACCUM AMORTIZATION OF ELECTRIC PLANT ACQ ADJ	\$ (1,120,378.02)
123.100 - PATRONAGE CAPITAL - ASSOCIATED COOPERATIVES	\$ 3,506,873.38
131.010 - CASH-GENERAL	\$ -
131.030 - CASH-PATRONAGE CAPITAL-TREGO-WAKEENEY BANK	\$ -
131.400 - TRANSFER OF CASH	\$ -
142.100 - CUSTOMER ACCOUNTS RECEIVABLE-ELECTRIC	\$ 1,598,038.74
142.130 - CUSTOMER ACCTS RECEIVABLE ELECTRIC-DEFERRED	\$ 12,185.32
142.200 - CUSTOMER ACCTS RECEIVABLE-LINE EXTENSION	\$ 87,779.67
142.300 - CUSTOMER ACCOUNTS RECEIVABLE-ELECTRIC-CREDITS	\$ 41,884.48
143.000 - OTHER ACCOUNTS RECEIVABLE	\$ -
143.230 - OTHER ACCTS REC - HEDDING	\$ -
143.470 - OTHER ACCTS REC - SCOTT	\$ -
143.570 - OTHER ACCTS REC-WELTMER	\$ -
143.590 - OTHER ACCTS REC-CASEY	\$ -
143.610 - OTHER ACCTS REC-M KLEIN	\$ -
143.620 - OTHER ACCTS REC-RENARD	\$ -
143.640 - OTHER ACCTS REC-AUSTIN	\$ -
143.650 - OTHER ACCTS REC-K STEFEK	\$ -
143.690 - OTHER ACCTS REC-WACKER	\$ -
143.710 - OTHER ACCTS REC-BARTA	\$ -
143.720 - OTHER ACCTS REC-SCHULTZ	\$ -
143.760 - OTHER ACCTS REC-YAHNE	\$ -
143.780 - OTHER ACCTS REC-NUTTLE	\$ -
143.790 - OTHER ACCTS REC-FRIEB	\$ -
143.810 - OTHER ACCTS REC-S BITTEL	\$ -
144.100 - ACCUMULATED PROVISION-UNCOLLECTIBLE ACCTS	\$ (63,603.57)
154.000 - MATERIALS & SUPPLIES - ELECTRIC	\$ 612,196.56
163.000 - STORES EXPENSE - UNDISTRIBUTED	\$ -

165.100 - PREPAYMENTS - INSURANCE	\$	68,309.64
165.110 - PREPAYMENTS - INSURANCE WC	\$	-
165.120 - PREPAYMENTS - INSURANCE VEH & GEN	\$	1,016.27
165.130 - PREPAYMENTS - INSURANCE SUBSTATIONS	\$	9,128.93
165.140 - PREPAYMENTS - INSURANCE PROP LIAB & UMB	\$	23,693.02
165.150 - PREPAYMENTS - INSURANCE DOM	\$	2,012.51
165.200 - PREPAYMENTS - FORMS	\$	-
165.300 - PREPAYMENTS - CUSTOMER SUPPORT	\$	7,296.56
183.000 - PRELIMINARY SURVEY & INVESTIGATION CHARGES	\$	-
184.100 - TRANSPORTATION EXP-CLEARING(SM)	\$	-
184.200 - TRANSPORTATION EXP-CLEARING (LG)	\$	-
184.300 - TRANSPORTATION - CLEARING #1	\$	-
186.000 - MISC DEFERRED DEBITS-PREPAID MAINTENANCE	\$	807,000.86
201.100 - PATRON'S CAPITAL CREDITS	\$	(2,311,326.29)
201.200 - PATRONAGE CAPITAL ASSIGNABLE	\$	2,713.66
219.100 - OPERATING MARGINS	\$	-
219.200 - NONOPERATING MARGINS	\$	-
224.150 - LONG TERM DEBT-OTHER	\$	(3,029,469.89)
224.350 - LONG-TERM DEBT - RUS - FFB	\$	(23,596,499.56)
227.000 - OBLIGATIONS UNDER CAPITAL LEASE - NONCURRENT	\$	(308,289.79)
232.000 - ACCOUNTS PAYABLE	\$	(1,059,828.02)
234.000 - PAYABLE TO NATIVE	\$	(629,424.73)
234.100 - PAYABLE TO NATIVE-CUMULATIVE	\$	(1,528,927.37)
235.000 - CUSTOMER DEPOSITS	\$	(341,433.47)
235.100 - CUSTOMER DEPOSITS - DEFERRED (INSTALLMENTS)	\$	(11,024.00)
236.100 - ACCRUED PROPERTY TAXES	\$	(212,343.84)
236.500 - ACCRUED STATE SALES TAX - CONSUMERS	\$	(16,298.82)
236.700 - ACCRUED TAXES OTHER - WAKEENEY CITY	\$	-
236.710 - ACCRUED TAXES OTHER - GOVE COUNTY	\$	-
236.720 - ACCRUED TAXES OTHER - SHERIDAN COUNTY	\$	-
236.730 - ACCRUED TAXES OTHER - GRAHAM COUNTY	\$	-
236.750 - ACCRUED TAXES OTHER-ELLIS COUNTY	\$	(35.73)
236.760 - ACCRUED TAXES OTHER-ROOKS COUNTY	\$	(1,004.58)
236.780 - ACCRUED TAXES OTHER - TREGO COUNTY	\$	-
236.790 - ACCRUED TAXES OTHER - BARTON COUNTY	\$	(650.39)
236.800 - ACCRUED TAXES OTHER - ELLSWORTH COUNTY	\$	(1,753.60)
236.810 - ACCRUED TAXES OTHER - LINCOLN COUNTY	\$	(225.59)
236.820 - ACCRUED TAXES OTHER - OSBORNE COUNTY	\$	(349.09)
236.830 - ACCRUED TAXES OTHER - RUSSELL COUNTY	\$	(674.85)
236.840 - ACCRUED TAXES OTHER - ELLSWORTH CITY	\$	(2,037.80)
236.860 - ACCRUED TAXES OTHER - PLAINVILLE CITY	\$	(2,498.85)
236.870 - CITY FRANCHISE TAXES	\$	(23,430.31)
236.890 - ACCRUED TAXES OTHER-ELLSWORTH CID	\$	(215.61)
237.100 - INTEREST ACCRUED - REA CONSTRUCTION LOAN	\$	-
237.300 - INTEREST ACCRUED - CUSTOMER DEPOSITS	\$	(513.73)
242.300 - EMPLOYEE'S ACCRUED VACATION	\$	(72,719.66)
242.540 - OPERATION ROUNDUP	\$	2,318.05

242.950	- TOOLS AND GLASSES - SCHULTZ	\$	-
253.000	- OTHER DEFERRED CREDITS	\$	(41,884.48)
350.000	- LAND AND LAND RIGHTS	\$	38,030.80
352.000	- STRUCTURES AND IMPROVEMENTS - TRANSMISSION	\$	243,431.82
353.000	- STATION EQUIPMENT	\$	5,940,769.11
355.000	- POLES AND FIXTURES	\$	2,717,778.39
356.000	- OVERHEAD CONDUCTORS DEVICES	\$	2,723,408.05
360.000	- LAND AND LAND RIGHTS	\$	25,081.34
361.000	- STRUCTURES AND IMPROVEMENTS	\$	42,673.68
362.000	- STATION EQUIPMENT - DISTRIBUTION PLANT	\$	1,804,541.78
364.000	- POLES, TOWERS AND FIXTURES	\$	6,665,931.96
365.000	- OVERHEAD CONDUCTORS AND DEVICES	\$	7,017,861.72
366.000	- UNDERGROUND CONDUIT	\$	59,948.71
367.000	- UNDERGROUND CONDUCTORS AND DEVICES	\$	268,551.85
368.000	- LINE TRANSFORMERS	\$	2,013,581.76
369.000	- SERVICES	\$	59,937.22
370.000	- METERS	\$	1,204,144.06
371.000	- INSTALLATIONS ON CUSTOMERS' PREMISES - LIGHTS	\$	533,810.25
389.000	- LAND AND LAND RIGHTS	\$	78,756.60
390.000	- STRUCTURES AND IMPROVEMENTS	\$	2,187,734.52
391.000	- OFFICE FURNITURE AND EQUIPMENT	\$	211,529.25
392.010	- TRANSPORTATION EQUIPMENT SMALL	\$	560,903.22
393.000	- STORES EQUIPMENT	\$	86,795.33
394.000	- TOOLS, SHOP AND GARAGE EQUIPMENT	\$	49,416.88
395.000	- LABORATORY EQUIPMENT	\$	34,840.84
396.010	- TRANSPORTATION EQUIP SMALL BUCKETS	\$	401,872.26
396.020	- TRANSPORTATION EQUIP LARGE BUCKETS/DIGGERS	\$	426,212.44
397.000	- COMMUNICATIONS EQUIPMENT	\$	128,742.08
398.000	- MISCELLANEOUS EQUIPMENT	\$	10,795.56
403.500	- DEPRECIATION EXPENSES - TRANSMISSION PLANT	\$	253,948.48
403.600	- DEPRECIATION EXPENSE - DISTRIBUTION PLANT	\$	516,181.51
403.700	- DEPRECIATION EXPENSE - GENERAL PLANT	\$	112,674.27
406.000	- AMORTIZATION ELECTRIC PLANT ACQUISITION ADJ	\$	119,120.76
415.000	- REVENUES-MERCHANDISING, JOBBING & CONTRACT	\$	(450.73)
416.000	- COSTS & EXPENSES OF MERCHANDISING	\$	481.22
416.010	- ELECTRICIAN SERVICE EXPENSE-INSIDE LABOR ONLY	\$	-
416.020	- ELECT SERV EXPENSE-TOOLS,EQUIP,OUTSIDE LABOR	\$	-
421.000	- MISCELLANEOUS NONOPERATING INCOME	\$	(10,544.56)
421.100	- GAIN ON DISPOSITION OF PROPERTY	\$	(87.75)
421.200	- LOSS ON DISPOSITIN OF PROPERTY	\$	12,674.78
423.000	- G&T CAPITAL CREDITS & PATRONAGE CAPITAL	\$	(154,161.96)
424.000	- OTHER CAPITAL CREDITS & PATRONAGE CAPITAL	\$	(35.88)
427.100	- INTEREST ON REA CONSTRUCTION LOAN	\$	668,515.26
427.200	- INTEREST - OTHER	\$	75,658.40
427.300	- INTEREST - INTERCOMPANY PAYABLE / RECEIVABLE	\$	59,919.95
440.110	- RESIDENTIAL SALES-AQUILA	\$	(4,708,442.61)
441.100	- IRRIGATION SALES-AQUILA	\$	(103,818.20)

442.150	- COMMERCIAL & INDUSTRIAL-SMALL-AQUILA	\$ (4,135,083.22)
442.250	- COMMERCIAL & INDUSTRIAL-LARGE-AQUILA	\$ (9,113,575.79)
444.300	- Lighting Acquired	\$ (268,759.99)
445.000	- OTHER SALES PUBLIC AUTH-MUNCIPAL WATER-AQUILA	\$ (168.84)
450.000	- FORFEITED DISCOUNTS	\$ (26,749.26)
450.100	- FORFEITED DISCOUNTS - BAD CHECKS	\$ (2,130.00)
451.000	- MISCELLANEOUS SERVICE REVENUES	\$ (42,437.01)
454.000	- RENT FROM ELECTRIC PROPERTY	\$ (13,402.50)
456.000	- OTHER ELECTRIC REVENUES	\$ (442,345.66)
555.000	- PURCHASED POWER	\$ 12,447,601.50
562.000	- STATION EXPENSE - TRANSMISSION	\$ 80,713.72
570.000	- MAINTENANCE OF STATION EQUIPMENT	\$ 20,326.16
571.000	- MAINTENANCE OF OVERHEAD LINES - TRANSMISSION	\$ 125,548.55
580.000	- OPERATION SUPERVISION & ENGINEERING	\$ 185,079.87
582.000	- STATION EXPENSES - DISTRIBUTION	\$ 127,715.50
583.000	- OVERHEAD LINE EXPENSE	\$ 576,577.40
584.000	- UNDERGROUND LINE EXPENSE	\$ 3,751.18
585.000	- STREET LIGHTING & SIGNAL SYSTEM EXPENSE	\$ 3,283.29
586.000	- METER EXPENSE	\$ 85,529.37
587.000	- CONSUMER INSTALLATION EXPENSE	\$ 149,312.00
588.000	- MISCELLANEOUS DISTRIBUTION EXPENSE	\$ 78,269.02
590.000	- MAINTENANCE SUPERVISION & ENGINEERING	\$ -
592.000	- MAINTENANCE OF STATION EQUIPMENT	\$ 9,677.18
593.000	- MAINTENANCE OF OVERHEAD LINES	\$ 964,167.04
593.990	- MAINT OF OVERHEAD LINES - COMPLIANCE	\$ 7,117.69
594.000	- MAINTENANCE OF UNDERGROUND LINES	\$ 11,026.96
595.000	- MAINTENANCE OF LINE TRANSFORMERS	\$ 33,224.64
596.000	- MAINTENANCE OF STREET LIGHTING & SIGNAL SYST	\$ 234.70
597.000	- MAINTENANCE OF METERS	\$ 229.01
901.000	- SUPERVISION	\$ -
902.000	- METER READING EXPENSE	\$ 98,436.27
903.000	- CUSTOMER RECORDS & COLLECTION EXPENSE	\$ 251,156.64
904.000	- UNCOLLECTIBLE ACCOUNTS	\$ 96,000.00
907.000	- SUPERVISION	\$ 5,094.76
908.000	- CUSTOMER ASSISTANCE EXPENSE	\$ 100,397.15
909.000	- INFORMATIONAL & INSTRUCTIONAL ADVERTISING EXP	\$ 10,846.78
910.000	- MISC CUSTOMER SERVICE & INFORMATION-SSD'S	\$ 16,138.90
920.000	- ADMINISTRATIVE & GENERAL SALARIES	\$ 371,563.28
921.000	- OFFICE SUPPLIES & EXPENSES	\$ 196,373.96
923.000	- OUTSIDE SERVICES EMPLOYED	\$ 62,382.08
925.000	- LOSS CONTROL & SAFETY	\$ 494.04
925.100	- INSURANCE-GEN LIABILITY & SAFETY DIRECTOR	\$ 6,794.45
925.990	- SAFETY PROCEDURES - COMPLIANCE	\$ -
926.000	- EMPLOYEE PENSIONS AND BENEFITS	\$ -
928.000	- REGULATORY COMMISSION EXPENSE	\$ 5,213.89
929.000	- DUPLICATE CHARGES	\$ (15,673.48)
930.100	- GENERAL ADVERTISING EXPENSE	\$ 25,902.60

930.200 - MISCELLANEOUS GENERAL EXPENSE	\$	22,593.51
930.400 - MISC GENERAL EXPENSE-MEETINGS	\$	83,998.41
930.410 - MISCELLANEOUS GENERAL EXPENSE-ANNUAL MEETING	\$	24,179.89
930.420 - MISCELLANEOUS EXPENSE-DIRECTORS	\$	51,023.00
930.500 - DIRECTORS FEE AND MILEAGE	\$	43,871.05
935.000 - MAINT OF PLANT-STRUCTURES & IMPROVEMENTS	\$	8,168.65
935.100 - MAINT PLANT-OFFICE FURNITURE & EQUIPMENT	\$	21,005.02
935.200 - MAINT PLANT-COMMUNICATION EQUIPMENT	\$	3,868.49
935.300 - MAINT PLANT - TOOLS & WORK EQUIPMENT	\$	130,845.97

**12/31/2015 Western Cooperative Electric Association - MKEC.**

<b>Account Number</b>	<b>YTD Detail</b>
101.100 - PROPERTY CAPITAL LEASE - LARGE TRANSPORTATION	\$ 636,661.11
107.200 - CONSTRUCTION IN PROGRESS - FORCE	\$ 1,785,353.10
107.300 - CONSTRUCTION WORK IN PROGRESS - SPECIAL EQUIP	\$ 5,796.30
107.410 - CONSTRUCTION WORK IN PROGRESS - PLAINVILLE SHOP	\$ -
107.600 - CONSTRUCTION WORK IN PROGRESS - GIS	\$ 16,015.33
108.500 - ACCUMULATED DEPRECIATION-TRANSMISSION PLANT	\$ (5,108,592.32)
108.600 - ACCUMULATED DEPRECIATION-DISTRIBUTION PLANT	\$ (7,933,930.38)
108.700 - ACCUMULATED DEPRECIATION-PLANT-STRUCTURES	\$ (319,788.06)
108.710 - ACCUMULATED DEPRECIATION-PLANT-OFFICE	\$ (93,963.07)
108.720 - ACCUMULATED DEPRECIATION-PLANT-TRANSPORTATION	\$ (161,961.44)
108.730 - ACCUMULATED DEPRECIATION-PLANT-STORES EQUIP	\$ (72,883.56)
108.740 - ACCUMULATED DEPRECIATION-PLANT-SHOP EQUIPMENT	\$ (10,317.15)
108.750 - ACCUMULATED DEPRECIATION-PLANT-LAB EQUIPMENT	\$ (19,606.19)
108.760 - ACCUMULATED DEPRECIATION-PLANT-POWER EQUIP	\$ (622,096.58)
108.770 - ACCUMULATED DEPRECIATION PLANT-COMMUNICATION	\$ (39,447.28)
108.780 - ACCUMULATED DEPRECIATION PLANT-MISC EQUIPMENT	\$ (2,584.14)
108.800 - RETIREMENT WORK IN PROGRESS	\$ 34,394.94
114.000 - ELECTRIC PLANT ACQUISITION ADJ	\$ 3,532,576.09
115.000 - ACCUM AMORTIZATION OF ELECTRIC PLANT ACQ ADJ	\$ (1,001,257.26)
123.100 - PATRONAGE CAPITAL - ASSOCIATED COOPERATIVES	\$ 3,352,682.72
123.230 - OTHER INVESTMENTS-ASSOCIATED ORGANIZATIONS	\$ -
131.010 - CASH-GENERAL	\$ -
131.030 - CASH-PATRONAGE CAPITAL-TREGO-WAKEENEY BANK	\$ -
131.400 - TRANSFER OF CASH	\$ -
142.100 - CUSTOMER ACCOUNTS RECEIVABLE-ELECTRIC	\$ 1,649,768.23
142.130 - CUSTOMER ACCTS RECEIVABLE ELECTRIC-DEFERRED	\$ 11,924.65
142.200 - CUSTOMER ACCTS RECEIVABLE-LINE EXTENSION	\$ 129,314.20
142.300 - CUSTOMER ACCOUNTS RECEIVABLE-ELECTRIC-CREDITS	\$ 46,446.30
143.000 - OTHER ACCOUNTS RECEIVABLE	\$ 165.84
143.020 - OTHER ACCOUNTS RECEIVABLE - ASSET SALE EXPENSES	\$ -
143.230 - OTHER ACCTS REC - HEDDING	\$ (124.94)
143.470 - OTHER ACCTS REC - SCOTT	\$ (141.00)
143.550 - OTHER ACCTS REC-RUST	\$ -
143.560 - OTHER ACCTS REC-NEWELL	\$ -
143.570 - OTHER ACCTS REC-WELTMER	\$ (30.66)
143.590 - OTHER ACCTS REC-CASEY	\$ (485.08)
143.610 - OTHER ACCTS REC-M KLEIN	\$ (159.42)
143.620 - OTHER ACCTS REC-RENARD	\$ (56.52)
143.640 - OTHER ACCTS REC-AUSTIN	\$ (405.34)
143.650 - OTHER ACCTS REC-K STEFEK	\$ (141.54)
143.690 - OTHER ACCTS REC-WACKER	\$ (47.60)
143.710 - OTHER ACCTS REC-BARTA	\$ (154.47)
143.720 - OTHER ACCTS REC-SCHULTZ	\$ (90.44)
143.760 - OTHER ACCTS REC-YAHNE	\$ (29.18)
143.780 - OTHER ACCTS REC-NUTTLE	\$ (129.91)

143.790 - OTHER ACCTS REC-FRIEB	\$	(95.76)
143.810 - OTHER ACCTS REC-S BITTEL	\$	(92.90)
143.820 - OTHER ACCTS REC-FORSYTH	\$	-
144.100 - ACCUMULATED PROVISION-UNCOLLECTIBLE ACCTS	\$	6,426.66
154.000 - MATERIALS & SUPPLIES - ELECTRIC	\$	601,541.89
163.000 - STORES EXPENSE - UNDISTRIBUTED	\$	-
165.100 - PREPAYMENTS - INSURANCE	\$	41,129.33
165.110 - PREPAYMENTS - INSURANCE WC	\$	23,883.20
165.120 - PREPAYMENTS - INSURANCE VEH & GEN	\$	12,195.35
165.130 - PREPAYMENTS - INSURANCE SUBSTATIONS	\$	7,859.10
165.140 - PREPAYMENTS - INSURANCE PROP LIAB & UMB	\$	10,536.36
165.150 - PREPAYMENTS - INSURANCE DOM	\$	1,762.07
165.200 - PREPAYMENTS - FORMS	\$	3,997.59
165.300 - PREPAYMENTS - CUSTOMER SUPPORT	\$	8,986.65
183.000 - PRELIMINARY SURVEY & INVESTIGATION CHARGES	\$	3,486.72
184.100 - TRANSPORTATION EXP-CLEARING(SM)	\$	-
184.200 - TRANSPORTATION EXP-CLEARING (LG)	\$	-
184.300 - TRANSPORTATION - CLEARING #1	\$	-
186.000 - MISC DEFERRED DEBITS-PREPAID MAINTENANCE	\$	951,759.98
201.100 - PATRON'S CAPITAL CREDITS	\$	(844,912.53)
201.200 - PATRONAGE CAPITAL ASSIGNABLE	\$	31.68
217.000 - REACQUIRED CAPITAL CREDITS	\$	-
219.100 - OPERATING MARGINS	\$	118,341.45
219.200 - NONOPERATING MARGINS	\$	-
224.150 - LONG TERM DEBT-OTHER	\$	(922,515.36)
224.350 - LONG-TERM DEBT - RUS - FFB	\$	(22,569,572.23)
227.000 - OBLIGATIONS UNDER CAPITAL LEASE - NONCURRENT	\$	(444,293.71)
232.000 - ACCOUNTS PAYABLE	\$	(997,545.65)
234.000 - PAYABLE TO NATIVE	\$	(2,745,104.16)
234.100 - PAYABLE TO NATIVE-CUMULATIVE	\$	(1,528,927.37)
235.000 - CUSTOMER DEPOSITS	\$	(248,016.83)
235.100 - CUSTOMER DEPOSITS - DEFERRED (INSTALLMENTS)	\$	(53,273.08)
236.100 - ACCRUED PROPERTY TAXES	\$	(219,977.60)
236.500 - ACCRUED STATE SALES TAX - CONSUMERS	\$	(17,871.33)
236.700 - ACCRUED TAXES OTHER - WAKEENEY CITY	\$	(2.67)
236.750 - ACCRUED TAXES OTHER-ELLIS COUNTY	\$	(52.79)
236.760 - ACCRUED TAXES OTHER-ROOKS COUNTY	\$	(1,110.96)
236.780 - ACCRUED TAXES OTHER - TREGO COUNTY	\$	(3.00)
236.790 - ACCRUED TAXES OTHER - BARTON COUNTY	\$	(794.88)
236.800 - ACCRUED TAXES OTHER - ELLSWORTH COUNTY	\$	(1,817.58)
236.810 - ACCRUED TAXES OTHER - LINCOLN COUNTY	\$	(227.61)
236.820 - ACCRUED TAXES OTHER - OSBORNE COUNTY	\$	(327.06)
236.830 - ACCRUED TAXES OTHER - RUSSELL COUNTY	\$	(707.81)
236.840 - ACCRUED TAXES OTHER - ELLSWORTH CITY	\$	(2,078.47)
236.860 - ACCRUED TAXES OTHER - PLAINVILLE CITY	\$	(2,863.02)
236.870 - CITY FRANCHISE TAXES	\$	(24,988.73)
236.890 - ACCRUED TAXES OTHER-ELLSWORTH CID	\$	(221.45)



237.100 - INTEREST ACCRUED - REA CONSTRUCTION LOAN	\$	-
237.300 - INTEREST ACCRUED - CUSTOMER DEPOSITS	\$	(114.88)
242.300 - EMPLOYEE'S ACCRUED VACATION	\$	(71,081.25)
242.530 - OTHER CURRENT & ACCRUED LIABILITIES - NRECA	\$	-
242.540 - OPERATION ROUNDUP	\$	(1,781.03)
242.700 - TOOLS AND GLASSES - SCOTT	\$	-
242.710 - TOOLS AND GLASSES - HEDDING	\$	-
242.780 - TOOLS AND GLASSES-ARNOLD	\$	-
242.800 - TOOLS AND GLASSES - AUSTIN	\$	-
242.810 - TOOLS AND GLASSES - WELTMER	\$	-
242.820 - TOOLS AND GLASSES - STAHL	\$	-
242.830 - TOOLS AND GLASSES - CASEY	\$	-
242.840 - TOOLS AND GLASSES - IRVIN	\$	-
242.850 - TOOLS AND GLASSES -M KLEIN	\$	-
242.860 - TOOLS AND GLASSES - RENARD	\$	-
242.880 - TOOLS AND GLASSES - S BITTEL	\$	-
242.890 - TOOLS AND GLASSES - WACKER	\$	-
242.910 - TOOLS AND GLASSES - FORSYTH	\$	-
242.930 - TOOLS AND GLASSES - YAHNE	\$	-
242.950 - TOOLS AND GLASSES - SCHULTZ	\$	308.92
242.960 - TOOLS AND GLASSES - BARTA	\$	-
242.970 - TOOL ACCOUNT - K STEFEK	\$	-
242.980 - TOOLS & GLASSES-NUTTLE	\$	-
242.990 - TOOLS & GLASSES-FRIEB	\$	-
253.000 - OTHER DEFERRED CREDITS	\$	(46,446.30)
350.000 - LAND AND LAND RIGHTS	\$	38,030.80
352.000 - STRUCTURES AND IMPROVEMENTS - TRANSMISSION	\$	243,431.82
353.000 - STATION EQUIPMENT	\$	5,940,769.11
355.000 - POLES AND FIXTURES	\$	2,689,615.24
356.000 - OVERHEAD CONDUCTORS DEVICES	\$	2,689,631.65
360.000 - LAND AND LAND RIGHTS	\$	25,081.34
361.000 - STRUCTURES AND IMPROVEMENTS	\$	42,673.68
362.000 - STATION EQUIPMENT - DISTRIBUTION PLANT	\$	1,803,110.05
364.000 - POLES, TOWERS AND FIXTURES	\$	6,459,403.01
365.000 - OVERHEAD CONDUCTORS AND DEVICES	\$	6,816,483.32
366.000 - UNDERGROUND CONDUIT	\$	55,527.51
367.000 - UNDERGROUND CONDUCTORS AND DEVICES	\$	243,693.79
368.000 - LINE TRANSFORMERS	\$	1,972,240.61
369.000 - SERVICES	\$	49,830.27
370.000 - METERS	\$	1,188,243.52
371.000 - INSTALLATIONS ON CUSTOMERS' PREMISES - LIGHTS	\$	518,557.00
389.000 - LAND AND LAND RIGHTS	\$	78,756.60
390.000 - STRUCTURES AND IMPROVEMENTS	\$	2,091,997.09
391.000 - OFFICE FURNITURE AND EQUIPMENT	\$	164,949.44
392.010 - TRANSPORTATION EQUIPMENT SMALL	\$	554,058.43
393.000 - STORES EQUIPMENT	\$	86,795.33
394.000 - TOOLS, SHOP AND GARAGE EQUIPMENT	\$	31,723.54

395.000	- LABORATORY EQUIPMENT	\$	33,460.93
396.010	- TRANSPORTATION EQUIP SMALL BUCKETS	\$	358,819.15
396.020	- TRANSPORTATION EQUIP LARGE BUCKETS/DIGGERS	\$	426,212.44
397.000	- COMMUNICATIONS EQUIPMENT	\$	114,225.82
398.000	- MISCELLANEOUS EQUIPMENT	\$	10,795.56
403.500	- DEPRECIATION EXPENSES - TRANSMISSION PLANT	\$	240,856.78
403.600	- DEPRECIATION EXPENSE - DISTRIBUTION PLANT	\$	495,484.35
403.700	- DEPRECIATION EXPENSE - GENERAL PLANT	\$	103,484.89
406.000	- AMORTIZATION ELECTRIC PLANT ACQUISITION ADJ	\$	119,120.76
415.000	- REVENUES-MERCHANDISING, JOBBING & CONTRACT	\$	(2,088.18)
416.000	- COSTS & EXPENSES OF MERCHANDISING	\$	1,630.40
416.010	- ELECTRICIAN SERVICE EXPENSE-INSIDE LABOR ONLY	\$	-
416.020	- ELECT SERV EXPENSE-TOOLS,EQUIP,OUTSIDE LABOR	\$	-
421.000	- MISCELLANEOUS NONOPERATING INCOME	\$	(10,204.48)
421.100	- GAIN ON DISPOSITION OF PROPERTY	\$	(27,153.81)
421.200	- LOSS ON DISPOSITIN OF PROPERTY	\$	896.76
423.000	- G&T CAPITAL CREDITS & PATRONAGE CAPITAL	\$	(827,444.75)
424.000	- OTHER CAPITAL CREDITS & PATRONAGE CAPITAL	\$	(380.62)
427.100	- INTEREST ON REA CONSTRUCTION LOAN	\$	585,235.24
427.200	- INTEREST - OTHER	\$	41,205.12
427.300	- INTEREST - INTERCOMPANY PAYABLE / RECEIVABLE	\$	155,147.69
440.110	- RESIDENTIAL SALES-AQUILA	\$	(4,813,083.10)
441.100	- IRRIGATION SALES-AQUILA	\$	(103,188.23)
442.150	- COMMERCIAL & INDUSTRIAL-SMALL-AQUILA	\$	(4,336,898.02)
442.250	- COMMERCIAL & INDUSTRIAL-LARGE-AQUILA	\$	(9,234,317.55)
444.300	- Lighting Acquired	\$	(272,139.29)
445.000	- OTHER SALES PUBLIC AUTH-MUNCIPAL WATER-AQUILA	\$	(168.84)
450.000	- FORFEITED DISCOUNTS	\$	(23,821.32)
450.100	- FORFEITED DISCOUNTS - BAD CHECKS	\$	(1,830.00)
451.000	- MISCELLANEOUS SERVICE REVENUES	\$	(25,770.00)
454.000	- RENT FROM ELECTRIC PROPERTY	\$	(14,887.50)
456.000	- OTHER ELECTRIC REVENUES	\$	(440,261.02)
555.000	- PURCHASED POWER	\$	12,925,721.34
562.000	- STATION EXPENSE - TRANSMISSION	\$	57,906.36
570.000	- MAINTENANCE OF STATION EQUIPMENT	\$	80,434.16
571.000	- MAINTENANCE OF OVERHEAD LINES - TRANSMISSION	\$	117,042.54
580.000	- OPERATION SUPERVISION & ENGINEERING	\$	128,126.31
582.000	- STATION EXPENSES - DISTRIBUTION	\$	134,974.04
583.000	- OVERHEAD LINE EXPENSE	\$	541,124.63
584.000	- UNDERGROUND LINE EXPENSE	\$	3,913.03
585.000	- STREET LIGHTING & SIGNAL SYSTEM EXPENSE	\$	3,582.02
586.000	- METER EXPENSE	\$	106,155.76
587.000	- CONSUMER INSTALLATION EXPENSE	\$	164,573.34
588.000	- MISCELLANEOUS DISTRIBUTION EXPENSE	\$	61,422.35
590.000	- MAINTENANCE SUPERVISION & ENGINEERING	\$	-
592.000	- MAINTENANCE OF STATION EQUIPMENT	\$	8,539.63
593.000	- MAINTENANCE OF OVERHEAD LINES	\$	834,727.16

593.990 - MAINT OF OVERHEAD LINES - COMPLIANCE	\$	6,363.27
594.000 - MAINTENANCE OF UNDERGROUND LINES	\$	2,880.98
595.000 - MAINTENANCE OF LINE TRANSFORMERS	\$	2,855.64
596.000 - MAINTENANCE OF STREET LIGHTING & SIGNAL SYST	\$	106.06
597.000 - MAINTENANCE OF METERS	\$	762.56
901.000 - SUPERVISION	\$	-
902.000 - METER READING EXPENSE	\$	152,530.58
903.000 - CUSTOMER RECORDS & COLLECTION EXPENSE	\$	284,347.38
904.000 - UNCOLLECTIBLE ACCOUNTS	\$	30,000.00
907.000 - SUPERVISION	\$	4,916.28
908.000 - CUSTOMER ASSISTANCE EXPENSE	\$	98,435.21
909.000 - INFORMATIONAL & INSTRUCTIONAL ADVERTISING EXP	\$	12,094.56
910.000 - MISC CUSTOMER SERVICE & INFORMATION-SSD'S	\$	18,362.29
920.000 - ADMINISTRATIVE & GENERAL SALARIES	\$	366,868.48
921.000 - OFFICE SUPPLIES & EXPENSES	\$	149,496.12
923.000 - OUTSIDE SERVICES EMPLOYED	\$	35,026.60
925.000 - LOSS CONTROL & SAFETY	\$	358.02
925.100 - INSURANCE-GEN LIABILITY & SAFETY DIRECTOR	\$	14,906.32
925.990 - SAFETY PROCEDURES - COMPLIANCE	\$	-
926.000 - EMPLOYEE PENSIONS AND BENEFITS	\$	-
928.000 - REGULATORY COMMISSION EXPENSE	\$	405.57
929.000 - DUPLICATE CHARGES	\$	(11,305.10)
930.100 - GENERAL ADVERTISING EXPENSE	\$	33,030.60
930.200 - MISCELLANEOUS GENERAL EXPENSE	\$	24,612.74
930.400 - MISC GENERAL EXPENSE-MEETINGS	\$	82,379.58
930.410 - MISCELLANEOUS GENERAL EXPENSE-ANNUAL MEETING	\$	17,586.80
930.420 - MISCELLANEOUS EXPENSE-DIRECTORS	\$	55,513.75
930.500 - DIRECTORS FEE AND MILEAGE	\$	40,160.10
935.000 - MAINT OF PLANT-STRUCTURES & IMPROVEMENTS	\$	8,739.01
935.100 - MAINT PLANT-OFFICE FURNITURE & EQUIPMENT	\$	92,873.44
935.200 - MAINT PLANT-COMMUNICATION EQUIPMENT	\$	6,943.68
935.300 - MAINT PLANT - TOOLS & WORK EQUIPMENT	\$	104,860.25
	\$	-

**EXHIBIT 7**

Payroll Journal  
2015-2017

Mid-Kansas Division

**Western Cooperative Electric Association (MKEC)**  
**12/31/2017 History of Labor Distribution by GL**

---

**GL a/c**

<b>Row Labels</b>	<b>Sum of Amount</b>
560-573	\$ 24,581.90
580-598	\$ 756,473.50
901-905	\$ 109,935.56
907-910	\$ 32,797.96
920-932	\$ 451,951.65

Company	Processing Month	Year	Account #	Grouping	Division	Journal	Description	Amount
02		1	2017	107.2 Capital	200PL	PYROL	LABOR DISTRIBUTION	10,966.73
02		1	2017	107.2 Capital	300EW	PYROL	LABOR DISTRIBUTION	7,989.62
02		1	2017	107.2 Capital	400OL	PYROL	LABOR DISTRIBUTION	17,109.99
02		2	2017	107.2 Capital	200PL	PYROL	LABOR DISTRIBUTION	8,937.78
02		2	2017	107.2 Capital	300EW	PYROL	LABOR DISTRIBUTION	4,450.90
02		2	2017	107.2 Capital	400OL	PYROL	LABOR DISTRIBUTION	14,397.59
02		3	2017	107.2 Capital	200PL	PYROL	LABOR DISTRIBUTION	10,339.52
02		3	2017	107.2 Capital	300EW	PYROL	LABOR DISTRIBUTION	6,225.68
02		3	2017	107.2 Capital	400OL	PYROL	LABOR DISTRIBUTION	10,243.80
02		4	2017	107.2 Capital	200PL	PYROL	LABOR DISTRIBUTION	6,981.67
02		4	2017	107.2 Capital	300EW	PYROL	LABOR DISTRIBUTION	5,196.02
02		4	2017	107.2 Capital	400OL	PYROL	LABOR DISTRIBUTION	8,457.22
02		5	2017	107.2 Capital	200PL	PYROL	LABOR DISTRIBUTION	3,170.06
02		5	2017	107.2 Capital	300EW	PYROL	LABOR DISTRIBUTION	2,299.63
02		5	2017	107.2 Capital	400OL	PYROL	LABOR DISTRIBUTION	26,042.96
02		6	2017	107.2 Capital	200PL	PYROL	LABOR DISTRIBUTION	4,868.64
02		6	2017	107.2 Capital	300EW	PYROL	LABOR DISTRIBUTION	3,897.73
02		6	2017	107.2 Capital	400OL	PYROL	LABOR DISTRIBUTION	12,498.31
02		7	2017	107.2 Capital	200PL	PYROL	LABOR DISTRIBUTION	10,371.16
02		7	2017	107.2 Capital	300EW	PYROL	LABOR DISTRIBUTION	7,188.32
02		7	2017	107.2 Capital	400OL	PYROL	LABOR DISTRIBUTION	14,370.85
02		8	2017	107.2 Capital	200PL	PYROL	LABOR DISTRIBUTION	14,318.87
02		8	2017	107.2 Capital	300EW	PYROL	LABOR DISTRIBUTION	4,923.17
02		8	2017	107.2 Capital	400OL	PYROL	LABOR DISTRIBUTION	5,750.54
02		9	2017	107.2 Capital	200PL	PYROL	LABOR DISTRIBUTION	11,584.67
02		9	2017	107.2 Capital	300EW	PYROL	LABOR DISTRIBUTION	5,709.32
02		9	2017	107.2 Capital	400OL	PYROL	LABOR DISTRIBUTION	11,448.89
02		10	2017	107.2 Capital	200PL	PYROL	LABOR DISTRIBUTION	11,747.49
02		10	2017	107.2 Capital	300EW	PYROL	LABOR DISTRIBUTION	3,457.62
02		10	2017	107.2 Capital	400OL	PYROL	LABOR DISTRIBUTION	13,197.43
02		11	2017	107.2 Capital	200PL	PYROL	LABOR DISTRIBUTION	13,569.73
02		11	2017	107.2 Capital	300EW	PYROL	LABOR DISTRIBUTION	3,174.10
02		11	2017	107.2 Capital	400OL	PYROL	LABOR DISTRIBUTION	10,638.85
02		12	2017	107.2 Capital	200PL	PYROL	LABOR DISTRIBUTION	6,506.11
02		12	2017	107.2 Capital	300EW	PYROL	LABOR DISTRIBUTION	6,524.54
02		12	2017	107.2 Capital	400OL	PYROL	LABOR DISTRIBUTION	6,895.44
02		3	2017	107.4 Capital	200PL	PYROL	LABOR DISTRIBUTION	-
02		3	2017	107.4 Capital	300EW	PYROL	LABOR DISTRIBUTION	-
02		3	2017	107.4 Capital	400OL	PYROL	LABOR DISTRIBUTION	-
02		4	2017	107.4 Capital	200PL	PYROL	LABOR DISTRIBUTION	-
02		4	2017	107.4 Capital	300EW	PYROL	LABOR DISTRIBUTION	-
02		4	2017	107.4 Capital	400OL	PYROL	LABOR DISTRIBUTION	-
02		5	2017	107.4 Capital	200PL	PYROL	LABOR DISTRIBUTION	-
02		5	2017	107.4 Capital	300EW	PYROL	LABOR DISTRIBUTION	-
02		5	2017	107.4 Capital	400OL	PYROL	LABOR DISTRIBUTION	-
02		6	2017	107.4 Capital	200PL	PYROL	LABOR DISTRIBUTION	-
02		6	2017	107.4 Capital	300EW	PYROL	LABOR DISTRIBUTION	-
02		6	2017	107.4 Capital	400OL	PYROL	LABOR DISTRIBUTION	-
02		7	2017	107.4 Capital	200PL	PYROL	LABOR DISTRIBUTION	-
02		7	2017	107.4 Capital	300EW	PYROL	LABOR DISTRIBUTION	-
02		7	2017	107.4 Capital	400OL	PYROL	LABOR DISTRIBUTION	-
02		8	2017	107.4 Capital	200PL	PYROL	LABOR DISTRIBUTION	-
02		8	2017	107.4 Capital	300EW	PYROL	LABOR DISTRIBUTION	-
02		8	2017	107.4 Capital	400OL	PYROL	LABOR DISTRIBUTION	-
02		9	2017	107.4 Capital	200PL	PYROL	LABOR DISTRIBUTION	-
02		9	2017	107.4 Capital	300EW	PYROL	LABOR DISTRIBUTION	-
02		9	2017	107.4 Capital	400OL	PYROL	LABOR DISTRIBUTION	-
02		10	2017	107.4 Capital	200PL	PYROL	LABOR DISTRIBUTION	-
02		10	2017	107.4 Capital	300EW	PYROL	LABOR DISTRIBUTION	-
02		10	2017	107.4 Capital	400OL	PYROL	LABOR DISTRIBUTION	-

02	11	2017	107.4 Capital	200PL	PYROL	LABOR DISTRIBUTION	-
02	11	2017	107.4 Capital	300EW	PYROL	LABOR DISTRIBUTION	-
02	11	2017	107.4 Capital	400OL	PYROL	LABOR DISTRIBUTION	-
02	12	2017	107.4 Capital	200PL	PYROL	LABOR DISTRIBUTION	-
02	12	2017	107.4 Capital	300EW	PYROL	LABOR DISTRIBUTION	-
02	12	2017	107.4 Capital	400OL	PYROL	LABOR DISTRIBUTION	-
02	1	2017	107.6 Capital	200PL	PYROL	LABOR DISTRIBUTION	-
02	1	2017	107.6 Capital	300EW	PYROL	LABOR DISTRIBUTION	951.40
02	1	2017	107.6 Capital	400OL	PYROL	LABOR DISTRIBUTION	-
02	2	2017	107.6 Capital	200PL	PYROL	LABOR DISTRIBUTION	190.28
02	2	2017	107.6 Capital	300EW	PYROL	LABOR DISTRIBUTION	2,759.06
02	2	2017	107.6 Capital	400OL	PYROL	LABOR DISTRIBUTION	-
02	3	2017	107.6 Capital	200PL	PYROL	LABOR DISTRIBUTION	-
02	3	2017	107.6 Capital	300EW	PYROL	LABOR DISTRIBUTION	3,103.95
02	3	2017	107.6 Capital	400OL	PYROL	LABOR DISTRIBUTION	523.27
02	4	2017	107.6 Capital	200PL	PYROL	LABOR DISTRIBUTION	2,473.64
02	4	2017	107.6 Capital	300EW	PYROL	LABOR DISTRIBUTION	951.40
02	4	2017	107.6 Capital	400OL	PYROL	LABOR DISTRIBUTION	-
02	5	2017	107.6 Capital	200PL	PYROL	LABOR DISTRIBUTION	1,438.99
02	5	2017	107.6 Capital	300EW	PYROL	LABOR DISTRIBUTION	1,617.38
02	5	2017	107.6 Capital	400OL	PYROL	LABOR DISTRIBUTION	-
02	6	2017	107.6 Capital	200PL	PYROL	LABOR DISTRIBUTION	-
02	6	2017	107.6 Capital	300EW	PYROL	LABOR DISTRIBUTION	3,543.97
02	6	2017	107.6 Capital	400OL	PYROL	LABOR DISTRIBUTION	-
02	7	2017	107.6 Capital	200PL	PYROL	LABOR DISTRIBUTION	-
02	7	2017	107.6 Capital	300EW	PYROL	LABOR DISTRIBUTION	3,472.60
02	7	2017	107.6 Capital	400OL	PYROL	LABOR DISTRIBUTION	-
02	8	2017	107.6 Capital	200PL	PYROL	LABOR DISTRIBUTION	-
02	8	2017	107.6 Capital	300EW	PYROL	LABOR DISTRIBUTION	3,746.14
02	8	2017	107.6 Capital	400OL	PYROL	LABOR DISTRIBUTION	-
02	9	2017	107.6 Capital	200PL	PYROL	LABOR DISTRIBUTION	1,046.55
02	9	2017	107.6 Capital	300EW	PYROL	LABOR DISTRIBUTION	2,212.02
02	9	2017	107.6 Capital	400OL	PYROL	LABOR DISTRIBUTION	-
02	10	2017	107.6 Capital	200PL	PYROL	LABOR DISTRIBUTION	3,924.53
02	10	2017	107.6 Capital	300EW	PYROL	LABOR DISTRIBUTION	-
02	10	2017	107.6 Capital	400OL	PYROL	LABOR DISTRIBUTION	-
02	11	2017	107.6 Capital	200PL	PYROL	LABOR DISTRIBUTION	2,599.64
02	11	2017	107.6 Capital	300EW	PYROL	LABOR DISTRIBUTION	279.40
02	11	2017	107.6 Capital	400OL	PYROL	LABOR DISTRIBUTION	-
02	12	2017	107.6 Capital	200PL	PYROL	LABOR DISTRIBUTION	3,219.22
02	12	2017	107.6 Capital	300EW	PYROL	LABOR DISTRIBUTION	-
02	12	2017	107.6 Capital	400OL	PYROL	LABOR DISTRIBUTION	-
02	1	2017	108.6 Capital	200PL	PYROL	LABOR DISTRIBUTION	-
02	1	2017	108.6 Capital	300EW	PYROL	LABOR DISTRIBUTION	-
02	1	2017	108.6 Capital	400OL	PYROL	LABOR DISTRIBUTION	-
02	2	2017	108.6 Capital	200PL	PYROL	LABOR DISTRIBUTION	-
02	2	2017	108.6 Capital	300EW	PYROL	LABOR DISTRIBUTION	-
02	2	2017	108.6 Capital	400OL	PYROL	LABOR DISTRIBUTION	-
02	3	2017	108.6 Capital	200PL	PYROL	LABOR DISTRIBUTION	-
02	3	2017	108.6 Capital	300EW	PYROL	LABOR DISTRIBUTION	-
02	3	2017	108.6 Capital	400OL	PYROL	LABOR DISTRIBUTION	-
02	4	2017	108.6 Capital	200PL	PYROL	LABOR DISTRIBUTION	-
02	4	2017	108.6 Capital	300EW	PYROL	LABOR DISTRIBUTION	-
02	4	2017	108.6 Capital	400OL	PYROL	LABOR DISTRIBUTION	-
02	5	2017	108.6 Capital	200PL	PYROL	LABOR DISTRIBUTION	-
02	5	2017	108.6 Capital	300EW	PYROL	LABOR DISTRIBUTION	-
02	5	2017	108.6 Capital	400OL	PYROL	LABOR DISTRIBUTION	-
02	6	2017	108.6 Capital	200PL	PYROL	LABOR DISTRIBUTION	-
02	6	2017	108.6 Capital	300EW	PYROL	LABOR DISTRIBUTION	-
02	6	2017	108.6 Capital	400OL	PYROL	LABOR DISTRIBUTION	-
02	7	2017	108.6 Capital	200PL	PYROL	LABOR DISTRIBUTION	-

02	7	2017	108.6 Capital	300EW	PYROL	LABOR DISTRIBUTION	-
02	7	2017	108.6 Capital	400OL	PYROL	LABOR DISTRIBUTION	-
02	8	2017	108.6 Capital	200PL	PYROL	LABOR DISTRIBUTION	-
02	8	2017	108.6 Capital	300EW	PYROL	LABOR DISTRIBUTION	-
02	8	2017	108.6 Capital	400OL	PYROL	LABOR DISTRIBUTION	-
02	9	2017	108.6 Capital	200PL	PYROL	LABOR DISTRIBUTION	-
02	9	2017	108.6 Capital	300EW	PYROL	LABOR DISTRIBUTION	-
02	9	2017	108.6 Capital	400OL	PYROL	LABOR DISTRIBUTION	-
02	10	2017	108.6 Capital	200PL	PYROL	LABOR DISTRIBUTION	65.85
02	10	2017	108.6 Capital	300EW	PYROL	LABOR DISTRIBUTION	65.85
02	10	2017	108.6 Capital	400OL	PYROL	LABOR DISTRIBUTION	65.85
02	11	2017	108.6 Capital	200PL	PYROL	LABOR DISTRIBUTION	-
02	11	2017	108.6 Capital	300EW	PYROL	LABOR DISTRIBUTION	-
02	11	2017	108.6 Capital	400OL	PYROL	LABOR DISTRIBUTION	-
02	12	2017	108.6 Capital	200PL	PYROL	LABOR DISTRIBUTION	-
02	12	2017	108.6 Capital	300EW	PYROL	LABOR DISTRIBUTION	-
02	12	2017	108.6 Capital	400OL	PYROL	LABOR DISTRIBUTION	-
02	1	2017	108.8 Capital	200PL	PYROL	LABOR DISTRIBUTION	8,803.09
02	1	2017	108.8 Capital	300EW	PYROL	LABOR DISTRIBUTION	4,486.44
02	1	2017	108.8 Capital	400OL	PYROL	LABOR DISTRIBUTION	1,877.09
02	2	2017	108.8 Capital	200PL	PYROL	LABOR DISTRIBUTION	3,944.00
02	2	2017	108.8 Capital	300EW	PYROL	LABOR DISTRIBUTION	2,179.84
02	2	2017	108.8 Capital	400OL	PYROL	LABOR DISTRIBUTION	3,641.99
02	3	2017	108.8 Capital	200PL	PYROL	LABOR DISTRIBUTION	3,627.69
02	3	2017	108.8 Capital	300EW	PYROL	LABOR DISTRIBUTION	2,549.43
02	3	2017	108.8 Capital	400OL	PYROL	LABOR DISTRIBUTION	2,606.78
02	4	2017	108.8 Capital	200PL	PYROL	LABOR DISTRIBUTION	2,166.70
02	4	2017	108.8 Capital	300EW	PYROL	LABOR DISTRIBUTION	2,136.62
02	4	2017	108.8 Capital	400OL	PYROL	LABOR DISTRIBUTION	354.41
02	5	2017	108.8 Capital	200PL	PYROL	LABOR DISTRIBUTION	1,997.44
02	5	2017	108.8 Capital	300EW	PYROL	LABOR DISTRIBUTION	1,411.63
02	5	2017	108.8 Capital	400OL	PYROL	LABOR DISTRIBUTION	2,661.86
02	6	2017	108.8 Capital	200PL	PYROL	LABOR DISTRIBUTION	1,864.15
02	6	2017	108.8 Capital	300EW	PYROL	LABOR DISTRIBUTION	2,114.30
02	6	2017	108.8 Capital	400OL	PYROL	LABOR DISTRIBUTION	5,948.81
02	7	2017	108.8 Capital	200PL	PYROL	LABOR DISTRIBUTION	2,864.81
02	7	2017	108.8 Capital	300EW	PYROL	LABOR DISTRIBUTION	3,988.16
02	7	2017	108.8 Capital	400OL	PYROL	LABOR DISTRIBUTION	3,949.65
02	8	2017	108.8 Capital	200PL	PYROL	LABOR DISTRIBUTION	5,975.59
02	8	2017	108.8 Capital	300EW	PYROL	LABOR DISTRIBUTION	3,654.35
02	8	2017	108.8 Capital	400OL	PYROL	LABOR DISTRIBUTION	2,712.53
02	9	2017	108.8 Capital	200PL	PYROL	LABOR DISTRIBUTION	6,695.13
02	9	2017	108.8 Capital	300EW	PYROL	LABOR DISTRIBUTION	4,432.97
02	9	2017	108.8 Capital	400OL	PYROL	LABOR DISTRIBUTION	2,872.82
02	10	2017	108.8 Capital	200PL	PYROL	LABOR DISTRIBUTION	6,682.66
02	10	2017	108.8 Capital	300EW	PYROL	LABOR DISTRIBUTION	2,787.60
02	10	2017	108.8 Capital	400OL	PYROL	LABOR DISTRIBUTION	1,950.62
02	11	2017	108.8 Capital	200PL	PYROL	LABOR DISTRIBUTION	1,939.60
02	11	2017	108.8 Capital	300EW	PYROL	LABOR DISTRIBUTION	1,061.73
02	11	2017	108.8 Capital	400OL	PYROL	LABOR DISTRIBUTION	2,230.32
02	12	2017	108.8 Capital	200PL	PYROL	LABOR DISTRIBUTION	1,611.35
02	12	2017	108.8 Capital	300EW	PYROL	LABOR DISTRIBUTION	3,307.22
02	12	2017	108.8 Capital	400OL	PYROL	LABOR DISTRIBUTION	1,776.48
02	5	2017	143.06 Capital	200PL	PYROL	LABOR DISTRIBUTION	-
02	5	2017	143.06 Capital	300EW	PYROL	LABOR DISTRIBUTION	-
02	5	2017	143.06 Capital	400OL	PYROL	LABOR DISTRIBUTION	-
02	6	2017	143.06 Capital	200PL	PYROL	LABOR DISTRIBUTION	-
02	6	2017	143.06 Capital	300EW	PYROL	LABOR DISTRIBUTION	-
02	6	2017	143.06 Capital	400OL	PYROL	LABOR DISTRIBUTION	-
02	7	2017	143.06 Capital	200PL	PYROL	LABOR DISTRIBUTION	-
02	7	2017	143.06 Capital	300EW	PYROL	LABOR DISTRIBUTION	-



02	7	2017	143.06	Capital	400OL	PYROL	LABOR DISTRIBUTION	-
02	8	2017	143.06	Capital	200PL	PYROL	LABOR DISTRIBUTION	-
02	8	2017	143.06	Capital	300EW	PYROL	LABOR DISTRIBUTION	-
02	8	2017	143.06	Capital	400OL	PYROL	LABOR DISTRIBUTION	-
02	9	2017	143.06	Capital	200PL	PYROL	LABOR DISTRIBUTION	-
02	9	2017	143.06	Capital	300EW	PYROL	LABOR DISTRIBUTION	-
02	9	2017	143.06	Capital	400OL	PYROL	LABOR DISTRIBUTION	-
02	10	2017	143.06	Capital	200PL	PYROL	LABOR DISTRIBUTION	-
02	10	2017	143.06	Capital	300EW	PYROL	LABOR DISTRIBUTION	-
02	10	2017	143.06	Capital	400OL	PYROL	LABOR DISTRIBUTION	-
02	11	2017	143.06	Capital	200PL	PYROL	LABOR DISTRIBUTION	-
02	11	2017	143.06	Capital	300EW	PYROL	LABOR DISTRIBUTION	-
02	11	2017	143.06	Capital	400OL	PYROL	LABOR DISTRIBUTION	-
02	12	2017	143.06	Capital	200PL	PYROL	LABOR DISTRIBUTION	-
02	12	2017	143.06	Capital	300EW	PYROL	LABOR DISTRIBUTION	-
02	12	2017	143.06	Capital	400OL	PYROL	LABOR DISTRIBUTION	-
02	1	2017	143.07	Capital		PYROL	90ALL PAYROLL SPREAD	9,387.05
02	2	2017	143.07	Capital		PYROL	90ALL PAYROLL SPREAD	(0.01)
02	3	2017	143.07	Capital		PYROL	90ALL PAYROLL SPREAD	-
02	4	2017	143.07	Capital		PYROL	90ALL PAYROLL SPREAD	-
02	5	2017	143.07	Capital		PYROL	90ALL PAYROLL SPREAD	-
02	6	2017	143.07	Capital		PYROL	90ALL PAYROLL SPREAD	-
02	7	2017	143.07	Capital		PYROL	90ALL PAYROLL SPREAD	-
02	8	2017	143.07	Capital		PYROL	90ALL PAYROLL SPREAD	-
02	9	2017	143.07	Capital		PYROL	90ALL PAYROLL SPREAD	-
02	10	2017	143.07	Capital		PYROL	90ALL PAYROLL SPREAD	-
02	11	2017	143.07	Capital		PYROL	90ALL PAYROLL SPREAD	-
02	12	2017	143.07	Capital		PYROL	90ALL PAYROLL SPREAD	-
02	1	2017	163	Capital	200PL	PYROL	90ALL PAYROLL SPREAD	113.41
02	1	2017	163	Capital	200PL	PYROL	LABOR DISTRIBUTION	1,563.92
02	1	2017	163	Capital	300EW	PYROL	90ALL PAYROLL SPREAD	97.95
02	1	2017	163	Capital	300EW	PYROL	LABOR DISTRIBUTION	1,501.92
02	1	2017	163	Capital	400OL	PYROL	90ALL PAYROLL SPREAD	56.71
02	1	2017	163	Capital	400OL	PYROL	LABOR DISTRIBUTION	1,348.52
02	2	2017	163	Capital	200PL	PYROL	90ALL PAYROLL SPREAD	-
02	2	2017	163	Capital	200PL	PYROL	LABOR DISTRIBUTION	1,738.42
02	2	2017	163	Capital	300EW	PYROL	90ALL PAYROLL SPREAD	-
02	2	2017	163	Capital	300EW	PYROL	LABOR DISTRIBUTION	1,444.91
02	2	2017	163	Capital	400OL	PYROL	90ALL PAYROLL SPREAD	-
02	2	2017	163	Capital	400OL	PYROL	LABOR DISTRIBUTION	1,240.35
02	3	2017	163	Capital	200PL	PYROL	90ALL PAYROLL SPREAD	-
02	3	2017	163	Capital	200PL	PYROL	LABOR DISTRIBUTION	2,431.71
02	3	2017	163	Capital	300EW	PYROL	90ALL PAYROLL SPREAD	-
02	3	2017	163	Capital	300EW	PYROL	LABOR DISTRIBUTION	1,579.18
02	3	2017	163	Capital	400OL	PYROL	90ALL PAYROLL SPREAD	-
02	3	2017	163	Capital	400OL	PYROL	LABOR DISTRIBUTION	2,666.26
02	4	2017	163	Capital	200PL	PYROL	90ALL PAYROLL SPREAD	10.63
02	4	2017	163	Capital	200PL	PYROL	LABOR DISTRIBUTION	5,724.71
02	4	2017	163	Capital	300EW	PYROL	90ALL PAYROLL SPREAD	9.18
02	4	2017	163	Capital	300EW	PYROL	LABOR DISTRIBUTION	973.89
02	4	2017	163	Capital	400OL	PYROL	90ALL PAYROLL SPREAD	5.32
02	4	2017	163	Capital	400OL	PYROL	LABOR DISTRIBUTION	1,094.36
02	5	2017	163	Capital	200PL	PYROL	90ALL PAYROLL SPREAD	-
02	5	2017	163	Capital	200PL	PYROL	LABOR DISTRIBUTION	1,294.43
02	5	2017	163	Capital	300EW	PYROL	90ALL PAYROLL SPREAD	-
02	5	2017	163	Capital	300EW	PYROL	LABOR DISTRIBUTION	191.55
02	5	2017	163	Capital	400OL	PYROL	90ALL PAYROLL SPREAD	-
02	5	2017	163	Capital	400OL	PYROL	LABOR DISTRIBUTION	332.33
02	6	2017	163	Capital	200PL	PYROL	90ALL PAYROLL SPREAD	-
02	6	2017	163	Capital	200PL	PYROL	LABOR DISTRIBUTION	1,173.80
02	6	2017	163	Capital	300EW	PYROL	90ALL PAYROLL SPREAD	-

02	6	2017	163 Capital	300EW	PYROL	LABOR DISTRIBUTION	805.50
02	6	2017	163 Capital	400OL	PYROL	90ALL PAYROLL SPREAD	-
02	6	2017	163 Capital	400OL	PYROL	LABOR DISTRIBUTION	884.93
02	7	2017	163 Capital	200PL	PYROL	90ALL PAYROLL SPREAD	-
02	7	2017	163 Capital	200PL	PYROL	LABOR DISTRIBUTION	1,675.93
02	7	2017	163 Capital	300EW	PYROL	90ALL PAYROLL SPREAD	-
02	7	2017	163 Capital	300EW	PYROL	LABOR DISTRIBUTION	1,534.39
02	7	2017	163 Capital	400OL	PYROL	90ALL PAYROLL SPREAD	-
02	7	2017	163 Capital	400OL	PYROL	LABOR DISTRIBUTION	1,438.42
02	8	2017	163 Capital	200PL	PYROL	90ALL PAYROLL SPREAD	28.35
02	8	2017	163 Capital	200PL	PYROL	LABOR DISTRIBUTION	2,126.50
02	8	2017	163 Capital	300EW	PYROL	90ALL PAYROLL SPREAD	24.49
02	8	2017	163 Capital	300EW	PYROL	LABOR DISTRIBUTION	716.13
02	8	2017	163 Capital	400OL	PYROL	90ALL PAYROLL SPREAD	14.18
02	8	2017	163 Capital	400OL	PYROL	LABOR DISTRIBUTION	5,007.53
02	9	2017	163 Capital	200PL	PYROL	90ALL PAYROLL SPREAD	-
02	9	2017	163 Capital	200PL	PYROL	LABOR DISTRIBUTION	1,558.55
02	9	2017	163 Capital	300EW	PYROL	90ALL PAYROLL SPREAD	-
02	9	2017	163 Capital	300EW	PYROL	LABOR DISTRIBUTION	2,819.80
02	9	2017	163 Capital	400OL	PYROL	90ALL PAYROLL SPREAD	-
02	9	2017	163 Capital	400OL	PYROL	LABOR DISTRIBUTION	904.46
02	10	2017	163 Capital	200PL	PYROL	90ALL PAYROLL SPREAD	-
02	10	2017	163 Capital	200PL	PYROL	LABOR DISTRIBUTION	1,834.35
02	10	2017	163 Capital	300EW	PYROL	90ALL PAYROLL SPREAD	-
02	10	2017	163 Capital	300EW	PYROL	LABOR DISTRIBUTION	1,392.49
02	10	2017	163 Capital	400OL	PYROL	90ALL PAYROLL SPREAD	-
02	10	2017	163 Capital	400OL	PYROL	LABOR DISTRIBUTION	1,136.16
02	11	2017	163 Capital	200PL	PYROL	90ALL PAYROLL SPREAD	-
02	11	2017	163 Capital	200PL	PYROL	LABOR DISTRIBUTION	2,072.37
02	11	2017	163 Capital	300EW	PYROL	90ALL PAYROLL SPREAD	-
02	11	2017	163 Capital	300EW	PYROL	LABOR DISTRIBUTION	951.94
02	11	2017	163 Capital	400OL	PYROL	90ALL PAYROLL SPREAD	-
02	11	2017	163 Capital	400OL	PYROL	LABOR DISTRIBUTION	1,271.81
02	12	2017	163 Capital	200PL	PYROL	90ALL PAYROLL SPREAD	-
02	12	2017	163 Capital	200PL	PYROL	LABOR DISTRIBUTION	1,279.07
02	12	2017	163 Capital	300EW	PYROL	90ALL PAYROLL SPREAD	-
02	12	2017	163 Capital	300EW	PYROL	LABOR DISTRIBUTION	1,041.18
02	12	2017	163 Capital	400OL	PYROL	90ALL PAYROLL SPREAD	-
02	12	2017	163 Capital	400OL	PYROL	LABOR DISTRIBUTION	975.64
02	1	2017	184.1 Capital	200PL	PYROL	90ALL PAYROLL SPREAD	-
02	1	2017	184.1 Capital	200PL	PYROL	LABOR DISTRIBUTION	612.10
02	1	2017	184.1 Capital	300EW	PYROL	90ALL PAYROLL SPREAD	-
02	1	2017	184.1 Capital	300EW	PYROL	LABOR DISTRIBUTION	332.67
02	1	2017	184.1 Capital	400OL	PYROL	90ALL PAYROLL SPREAD	-
02	1	2017	184.1 Capital	400OL	PYROL	LABOR DISTRIBUTION	647.53
02	2	2017	184.1 Capital	200PL	PYROL	90ALL PAYROLL SPREAD	-
02	2	2017	184.1 Capital	200PL	PYROL	LABOR DISTRIBUTION	323.78
02	2	2017	184.1 Capital	300EW	PYROL	90ALL PAYROLL SPREAD	-
02	2	2017	184.1 Capital	300EW	PYROL	LABOR DISTRIBUTION	297.73
02	2	2017	184.1 Capital	400OL	PYROL	90ALL PAYROLL SPREAD	-
02	2	2017	184.1 Capital	400OL	PYROL	LABOR DISTRIBUTION	-
02	3	2017	184.1 Capital	200PL	PYROL	90ALL PAYROLL SPREAD	-
02	3	2017	184.1 Capital	200PL	PYROL	LABOR DISTRIBUTION	355.39
02	3	2017	184.1 Capital	300EW	PYROL	90ALL PAYROLL SPREAD	-
02	3	2017	184.1 Capital	300EW	PYROL	LABOR DISTRIBUTION	148.87
02	3	2017	184.1 Capital	400OL	PYROL	90ALL PAYROLL SPREAD	-
02	3	2017	184.1 Capital	400OL	PYROL	LABOR DISTRIBUTION	1,194.60
02	4	2017	184.1 Capital	200PL	PYROL	90ALL PAYROLL SPREAD	-
02	4	2017	184.1 Capital	200PL	PYROL	LABOR DISTRIBUTION	-
02	4	2017	184.1 Capital	300EW	PYROL	90ALL PAYROLL SPREAD	-
02	4	2017	184.1 Capital	300EW	PYROL	LABOR DISTRIBUTION	-

02	4	2017	184.1 Capital	400OL	PYROL	90ALL PAYROLL SPREAD	-
02	4	2017	184.1 Capital	400OL	PYROL	LABOR DISTRIBUTION	223.29
02	5	2017	184.1 Capital	200PL	PYROL	90ALL PAYROLL SPREAD	-
02	5	2017	184.1 Capital	200PL	PYROL	LABOR DISTRIBUTION	-
02	5	2017	184.1 Capital	300EW	PYROL	90ALL PAYROLL SPREAD	-
02	5	2017	184.1 Capital	300EW	PYROL	LABOR DISTRIBUTION	446.58
02	5	2017	184.1 Capital	400OL	PYROL	90ALL PAYROLL SPREAD	-
02	5	2017	184.1 Capital	400OL	PYROL	LABOR DISTRIBUTION	-
02	6	2017	184.1 Capital	200PL	PYROL	90ALL PAYROLL SPREAD	-
02	6	2017	184.1 Capital	200PL	PYROL	LABOR DISTRIBUTION	-
02	6	2017	184.1 Capital	300EW	PYROL	90ALL PAYROLL SPREAD	-
02	6	2017	184.1 Capital	300EW	PYROL	LABOR DISTRIBUTION	483.80
02	6	2017	184.1 Capital	400OL	PYROL	90ALL PAYROLL SPREAD	-
02	6	2017	184.1 Capital	400OL	PYROL	LABOR DISTRIBUTION	1,808.56
02	7	2017	184.1 Capital	200PL	PYROL	90ALL PAYROLL SPREAD	-
02	7	2017	184.1 Capital	200PL	PYROL	LABOR DISTRIBUTION	-
02	7	2017	184.1 Capital	300EW	PYROL	90ALL PAYROLL SPREAD	-
02	7	2017	184.1 Capital	300EW	PYROL	LABOR DISTRIBUTION	74.43
02	7	2017	184.1 Capital	400OL	PYROL	90ALL PAYROLL SPREAD	-
02	7	2017	184.1 Capital	400OL	PYROL	LABOR DISTRIBUTION	238.18
02	8	2017	184.1 Capital	200PL	PYROL	90ALL PAYROLL SPREAD	-
02	8	2017	184.1 Capital	200PL	PYROL	LABOR DISTRIBUTION	-
02	8	2017	184.1 Capital	300EW	PYROL	90ALL PAYROLL SPREAD	-
02	8	2017	184.1 Capital	300EW	PYROL	LABOR DISTRIBUTION	260.51
02	8	2017	184.1 Capital	400OL	PYROL	90ALL PAYROLL SPREAD	-
02	8	2017	184.1 Capital	400OL	PYROL	LABOR DISTRIBUTION	148.86
02	9	2017	184.1 Capital	200PL	PYROL	90ALL PAYROLL SPREAD	-
02	9	2017	184.1 Capital	200PL	PYROL	LABOR DISTRIBUTION	-
02	9	2017	184.1 Capital	300EW	PYROL	90ALL PAYROLL SPREAD	-
02	9	2017	184.1 Capital	300EW	PYROL	LABOR DISTRIBUTION	-
02	9	2017	184.1 Capital	400OL	PYROL	90ALL PAYROLL SPREAD	-
02	9	2017	184.1 Capital	400OL	PYROL	LABOR DISTRIBUTION	267.94
02	10	2017	184.1 Capital	200PL	PYROL	90ALL PAYROLL SPREAD	-
02	10	2017	184.1 Capital	200PL	PYROL	LABOR DISTRIBUTION	-
02	10	2017	184.1 Capital	300EW	PYROL	90ALL PAYROLL SPREAD	-
02	10	2017	184.1 Capital	300EW	PYROL	LABOR DISTRIBUTION	223.29
02	10	2017	184.1 Capital	400OL	PYROL	90ALL PAYROLL SPREAD	-
02	10	2017	184.1 Capital	400OL	PYROL	LABOR DISTRIBUTION	349.82
02	11	2017	184.1 Capital	200PL	PYROL	90ALL PAYROLL SPREAD	-
02	11	2017	184.1 Capital	200PL	PYROL	LABOR DISTRIBUTION	-
02	11	2017	184.1 Capital	300EW	PYROL	90ALL PAYROLL SPREAD	-
02	11	2017	184.1 Capital	300EW	PYROL	LABOR DISTRIBUTION	75.92
02	11	2017	184.1 Capital	400OL	PYROL	90ALL PAYROLL SPREAD	-
02	11	2017	184.1 Capital	400OL	PYROL	LABOR DISTRIBUTION	-
02	12	2017	184.1 Capital	200PL	PYROL	90ALL PAYROLL SPREAD	-
02	12	2017	184.1 Capital	200PL	PYROL	LABOR DISTRIBUTION	-
02	12	2017	184.1 Capital	300EW	PYROL	90ALL PAYROLL SPREAD	-
02	12	2017	184.1 Capital	300EW	PYROL	LABOR DISTRIBUTION	-
02	12	2017	184.1 Capital	400OL	PYROL	90ALL PAYROLL SPREAD	-
02	12	2017	184.1 Capital	400OL	PYROL	LABOR DISTRIBUTION	409.39
02	1	2017	184.2 Capital	200PL	PYROL	90ALL PAYROLL SPREAD	-
02	1	2017	184.2 Capital	200PL	PYROL	LABOR DISTRIBUTION	537.80
02	1	2017	184.2 Capital	300EW	PYROL	90ALL PAYROLL SPREAD	-
02	1	2017	184.2 Capital	300EW	PYROL	LABOR DISTRIBUTION	186.08
02	1	2017	184.2 Capital	400OL	PYROL	90ALL PAYROLL SPREAD	-
02	1	2017	184.2 Capital	400OL	PYROL	LABOR DISTRIBUTION	483.80
02	2	2017	184.2 Capital	200PL	PYROL	90ALL PAYROLL SPREAD	-
02	2	2017	184.2 Capital	200PL	PYROL	LABOR DISTRIBUTION	418.48
02	2	2017	184.2 Capital	300EW	PYROL	90ALL PAYROLL SPREAD	-
02	2	2017	184.2 Capital	300EW	PYROL	LABOR DISTRIBUTION	-
02	2	2017	184.2 Capital	400OL	PYROL	90ALL PAYROLL SPREAD	-

02	2	2017	184.2 Capital	400OL	PYROL	LABOR DISTRIBUTION	148.86
02	3	2017	184.2 Capital	200PL	PYROL	90ALL PAYROLL SPREAD	-
02	3	2017	184.2 Capital	200PL	PYROL	LABOR DISTRIBUTION	204.72
02	3	2017	184.2 Capital	300EW	PYROL	90ALL PAYROLL SPREAD	-
02	3	2017	184.2 Capital	300EW	PYROL	LABOR DISTRIBUTION	260.51
02	3	2017	184.2 Capital	400OL	PYROL	90ALL PAYROLL SPREAD	-
02	3	2017	184.2 Capital	400OL	PYROL	LABOR DISTRIBUTION	930.38
02	4	2017	184.2 Capital	200PL	PYROL	90ALL PAYROLL SPREAD	-
02	4	2017	184.2 Capital	200PL	PYROL	LABOR DISTRIBUTION	-
02	4	2017	184.2 Capital	300EW	PYROL	90ALL PAYROLL SPREAD	-
02	4	2017	184.2 Capital	300EW	PYROL	LABOR DISTRIBUTION	-
02	4	2017	184.2 Capital	400OL	PYROL	90ALL PAYROLL SPREAD	-
02	4	2017	184.2 Capital	400OL	PYROL	LABOR DISTRIBUTION	111.51
02	5	2017	184.2 Capital	200PL	PYROL	90ALL PAYROLL SPREAD	-
02	5	2017	184.2 Capital	200PL	PYROL	LABOR DISTRIBUTION	-
02	5	2017	184.2 Capital	300EW	PYROL	90ALL PAYROLL SPREAD	-
02	5	2017	184.2 Capital	300EW	PYROL	LABOR DISTRIBUTION	167.85
02	5	2017	184.2 Capital	400OL	PYROL	90ALL PAYROLL SPREAD	-
02	5	2017	184.2 Capital	400OL	PYROL	LABOR DISTRIBUTION	186.08
02	6	2017	184.2 Capital	200PL	PYROL	90ALL PAYROLL SPREAD	-
02	6	2017	184.2 Capital	200PL	PYROL	LABOR DISTRIBUTION	-
02	6	2017	184.2 Capital	300EW	PYROL	90ALL PAYROLL SPREAD	-
02	6	2017	184.2 Capital	300EW	PYROL	LABOR DISTRIBUTION	398.13
02	6	2017	184.2 Capital	400OL	PYROL	90ALL PAYROLL SPREAD	-
02	6	2017	184.2 Capital	400OL	PYROL	LABOR DISTRIBUTION	137.67
02	7	2017	184.2 Capital	200PL	PYROL	90ALL PAYROLL SPREAD	-
02	7	2017	184.2 Capital	200PL	PYROL	LABOR DISTRIBUTION	-
02	7	2017	184.2 Capital	300EW	PYROL	90ALL PAYROLL SPREAD	-
02	7	2017	184.2 Capital	300EW	PYROL	LABOR DISTRIBUTION	148.86
02	7	2017	184.2 Capital	400OL	PYROL	90ALL PAYROLL SPREAD	-
02	7	2017	184.2 Capital	400OL	PYROL	LABOR DISTRIBUTION	74.38
02	8	2017	184.2 Capital	200PL	PYROL	90ALL PAYROLL SPREAD	-
02	8	2017	184.2 Capital	200PL	PYROL	LABOR DISTRIBUTION	-
02	8	2017	184.2 Capital	300EW	PYROL	90ALL PAYROLL SPREAD	-
02	8	2017	184.2 Capital	300EW	PYROL	LABOR DISTRIBUTION	707.09
02	8	2017	184.2 Capital	400OL	PYROL	90ALL PAYROLL SPREAD	-
02	8	2017	184.2 Capital	400OL	PYROL	LABOR DISTRIBUTION	409.38
02	9	2017	184.2 Capital	200PL	PYROL	90ALL PAYROLL SPREAD	-
02	9	2017	184.2 Capital	200PL	PYROL	LABOR DISTRIBUTION	-
02	9	2017	184.2 Capital	300EW	PYROL	90ALL PAYROLL SPREAD	-
02	9	2017	184.2 Capital	300EW	PYROL	LABOR DISTRIBUTION	-
02	9	2017	184.2 Capital	400OL	PYROL	90ALL PAYROLL SPREAD	-
02	9	2017	184.2 Capital	400OL	PYROL	LABOR DISTRIBUTION	74.43
02	10	2017	184.2 Capital	200PL	PYROL	90ALL PAYROLL SPREAD	-
02	10	2017	184.2 Capital	200PL	PYROL	LABOR DISTRIBUTION	-
02	10	2017	184.2 Capital	300EW	PYROL	90ALL PAYROLL SPREAD	-
02	10	2017	184.2 Capital	300EW	PYROL	LABOR DISTRIBUTION	111.65
02	10	2017	184.2 Capital	400OL	PYROL	90ALL PAYROLL SPREAD	-
02	10	2017	184.2 Capital	400OL	PYROL	LABOR DISTRIBUTION	770.35
02	11	2017	184.2 Capital	200PL	PYROL	90ALL PAYROLL SPREAD	-
02	11	2017	184.2 Capital	200PL	PYROL	LABOR DISTRIBUTION	-
02	11	2017	184.2 Capital	300EW	PYROL	90ALL PAYROLL SPREAD	-
02	11	2017	184.2 Capital	300EW	PYROL	LABOR DISTRIBUTION	208.78
02	11	2017	184.2 Capital	400OL	PYROL	90ALL PAYROLL SPREAD	-
02	11	2017	184.2 Capital	400OL	PYROL	LABOR DISTRIBUTION	436.54
02	12	2017	184.2 Capital	200PL	PYROL	90ALL PAYROLL SPREAD	-
02	12	2017	184.2 Capital	200PL	PYROL	LABOR DISTRIBUTION	-
02	12	2017	184.2 Capital	300EW	PYROL	90ALL PAYROLL SPREAD	-
02	12	2017	184.2 Capital	300EW	PYROL	LABOR DISTRIBUTION	75.92
02	12	2017	184.2 Capital	400OL	PYROL	90ALL PAYROLL SPREAD	-
02	12	2017	184.2 Capital	400OL	PYROL	LABOR DISTRIBUTION	379.60



02	11	2017	184.3 Capital	200PL	PYROL	LABOR DISTRIBUTION	-
02	11	2017	184.3 Capital	300EW	PYROL	90ALL PAYROLL SPREAD	-
02	11	2017	184.3 Capital	300EW	PYROL	LABOR DISTRIBUTION	-
02	11	2017	184.3 Capital	400OL	PYROL	90ALL PAYROLL SPREAD	-
02	11	2017	184.3 Capital	400OL	PYROL	LABOR DISTRIBUTION	-
02	12	2017	184.3 Capital	200PL	PYROL	90ALL PAYROLL SPREAD	-
02	12	2017	184.3 Capital	200PL	PYROL	LABOR DISTRIBUTION	-
02	12	2017	184.3 Capital	300EW	PYROL	90ALL PAYROLL SPREAD	-
02	12	2017	184.3 Capital	300EW	PYROL	LABOR DISTRIBUTION	-
02	12	2017	184.3 Capital	400OL	PYROL	90ALL PAYROLL SPREAD	-
02	12	2017	184.3 Capital	400OL	PYROL	LABOR DISTRIBUTION	-
02	1	2017	234 Capital		PYROL	90ALL PAYROLL SPREAD	(39,987.43)
02	1	2017	234 Capital		PYROL	LABOR DISTRIBUTION	(139,906.73)
02	2	2017	234 Capital		PYROL	90ALL PAYROLL SPREAD	(37,022.55)
02	2	2017	234 Capital		PYROL	LABOR DISTRIBUTION	(114,244.40)
02	3	2017	234 Capital		PYROL	90ALL PAYROLL SPREAD	(44,484.21)
02	3	2017	234 Capital		PYROL	LABOR DISTRIBUTION	(132,207.55)
02	4	2017	234 Capital		PYROL	90ALL PAYROLL SPREAD	(36,948.16)
02	4	2017	234 Capital		PYROL	LABOR DISTRIBUTION	(128,817.37)
02	5	2017	234 Capital		PYROL	90ALL PAYROLL SPREAD	(37,961.17)
02	5	2017	234 Capital		PYROL	LABOR DISTRIBUTION	(109,176.10)
02	6	2017	234 Capital		PYROL	90ALL PAYROLL SPREAD	(36,771.65)
02	6	2017	234 Capital		PYROL	LABOR DISTRIBUTION	(111,894.55)
02	7	2017	234 Capital		PYROL	90ALL PAYROLL SPREAD	(42,435.02)
02	7	2017	234 Capital		PYROL	LABOR DISTRIBUTION	(126,586.20)
02	8	2017	234 Capital		PYROL	90ALL PAYROLL SPREAD	(43,073.58)
02	8	2017	234 Capital		PYROL	LABOR DISTRIBUTION	(135,055.97)
02	9	2017	234 Capital		PYROL	90ALL PAYROLL SPREAD	(35,594.43)
02	9	2017	234 Capital		PYROL	LABOR DISTRIBUTION	(121,879.12)
02	10	2017	234 Capital		PYROL	90ALL PAYROLL SPREAD	(48,088.20)
02	10	2017	234 Capital		PYROL	LABOR DISTRIBUTION	(134,291.84)
02	11	2017	234 Capital		PYROL	90ALL PAYROLL SPREAD	(44,831.04)
02	11	2017	234 Capital		PYROL	LABOR DISTRIBUTION	(124,873.53)
02	12	2017	234 Capital		PYROL	90ALL PAYROLL SPREAD	(44,200.10)
02	12	2017	234 Capital		PYROL	LABOR DISTRIBUTION	(119,245.85)
02	1	2017	416.02 Capital	200PL	PYROL	LABOR DISTRIBUTION	-
02	2	2017	416.02 Capital	200PL	PYROL	LABOR DISTRIBUTION	-
02	3	2017	416.02 Capital	200PL	PYROL	LABOR DISTRIBUTION	-
02	4	2017	416.02 Capital	200PL	PYROL	LABOR DISTRIBUTION	-
02	5	2017	416.02 Capital	200PL	PYROL	LABOR DISTRIBUTION	-
02	6	2017	416.02 Capital	200PL	PYROL	LABOR DISTRIBUTION	-
02	7	2017	416.02 Capital	200PL	PYROL	LABOR DISTRIBUTION	-
02	8	2017	416.02 Capital	200PL	PYROL	LABOR DISTRIBUTION	-
02	9	2017	416.02 Capital	200PL	PYROL	LABOR DISTRIBUTION	-
02	10	2017	416.02 Capital	200PL	PYROL	LABOR DISTRIBUTION	-
02	11	2017	416.02 Capital	200PL	PYROL	LABOR DISTRIBUTION	-
02	12	2017	416.02 Capital	200PL	PYROL	LABOR DISTRIBUTION	-
02	1	2017	562 560-573	200PL	PYROL	90ALL PAYROLL SPREAD	-
02	1	2017	562 560-573	200PL	PYROL	LABOR DISTRIBUTION	-
02	1	2017	562 560-573	300EW	PYROL	90ALL PAYROLL SPREAD	-
02	1	2017	562 560-573	300EW	PYROL	LABOR DISTRIBUTION	-
02	1	2017	562 560-573	400OL	PYROL	90ALL PAYROLL SPREAD	-
02	1	2017	562 560-573	400OL	PYROL	LABOR DISTRIBUTION	-
02	2	2017	562 560-573	200PL	PYROL	90ALL PAYROLL SPREAD	-
02	2	2017	562 560-573	200PL	PYROL	LABOR DISTRIBUTION	-
02	2	2017	562 560-573	300EW	PYROL	90ALL PAYROLL SPREAD	-
02	2	2017	562 560-573	300EW	PYROL	LABOR DISTRIBUTION	-
02	2	2017	562 560-573	400OL	PYROL	90ALL PAYROLL SPREAD	-
02	2	2017	562 560-573	400OL	PYROL	LABOR DISTRIBUTION	-
02	3	2017	562 560-573	200PL	PYROL	90ALL PAYROLL SPREAD	-
02	3	2017	562 560-573	200PL	PYROL	LABOR DISTRIBUTION	120.57

02	3	2017	562 560-573	300EW	PYROL	90ALL PAYROLL SPREAD	-
02	3	2017	562 560-573	300EW	PYROL	LABOR DISTRIBUTION	-
02	3	2017	562 560-573	400OL	PYROL	90ALL PAYROLL SPREAD	-
02	3	2017	562 560-573	400OL	PYROL	LABOR DISTRIBUTION	-
02	4	2017	562 560-573	200PL	PYROL	90ALL PAYROLL SPREAD	-
02	4	2017	562 560-573	200PL	PYROL	LABOR DISTRIBUTION	-
02	4	2017	562 560-573	300EW	PYROL	90ALL PAYROLL SPREAD	-
02	4	2017	562 560-573	300EW	PYROL	LABOR DISTRIBUTION	1,343.23
02	4	2017	562 560-573	400OL	PYROL	90ALL PAYROLL SPREAD	-
02	4	2017	562 560-573	400OL	PYROL	LABOR DISTRIBUTION	-
02	5	2017	562 560-573	200PL	PYROL	90ALL PAYROLL SPREAD	-
02	5	2017	562 560-573	200PL	PYROL	LABOR DISTRIBUTION	92.28
02	5	2017	562 560-573	300EW	PYROL	90ALL PAYROLL SPREAD	-
02	5	2017	562 560-573	300EW	PYROL	LABOR DISTRIBUTION	-
02	5	2017	562 560-573	400OL	PYROL	90ALL PAYROLL SPREAD	-
02	5	2017	562 560-573	400OL	PYROL	LABOR DISTRIBUTION	-
02	6	2017	562 560-573	200PL	PYROL	90ALL PAYROLL SPREAD	-
02	6	2017	562 560-573	200PL	PYROL	LABOR DISTRIBUTION	140.55
02	6	2017	562 560-573	300EW	PYROL	90ALL PAYROLL SPREAD	-
02	6	2017	562 560-573	300EW	PYROL	LABOR DISTRIBUTION	-
02	6	2017	562 560-573	400OL	PYROL	90ALL PAYROLL SPREAD	-
02	6	2017	562 560-573	400OL	PYROL	LABOR DISTRIBUTION	-
02	7	2017	562 560-573	200PL	PYROL	90ALL PAYROLL SPREAD	-
02	7	2017	562 560-573	200PL	PYROL	LABOR DISTRIBUTION	(2.14)
02	7	2017	562 560-573	300EW	PYROL	90ALL PAYROLL SPREAD	-
02	7	2017	562 560-573	300EW	PYROL	LABOR DISTRIBUTION	64.44
02	7	2017	562 560-573	400OL	PYROL	90ALL PAYROLL SPREAD	-
02	7	2017	562 560-573	400OL	PYROL	LABOR DISTRIBUTION	-
02	8	2017	562 560-573	200PL	PYROL	90ALL PAYROLL SPREAD	-
02	8	2017	562 560-573	200PL	PYROL	LABOR DISTRIBUTION	-
02	8	2017	562 560-573	300EW	PYROL	90ALL PAYROLL SPREAD	-
02	8	2017	562 560-573	300EW	PYROL	LABOR DISTRIBUTION	-
02	8	2017	562 560-573	400OL	PYROL	90ALL PAYROLL SPREAD	-
02	8	2017	562 560-573	400OL	PYROL	LABOR DISTRIBUTION	-
02	9	2017	562 560-573	200PL	PYROL	90ALL PAYROLL SPREAD	-
02	9	2017	562 560-573	200PL	PYROL	LABOR DISTRIBUTION	-
02	9	2017	562 560-573	300EW	PYROL	90ALL PAYROLL SPREAD	-
02	9	2017	562 560-573	300EW	PYROL	LABOR DISTRIBUTION	-
02	9	2017	562 560-573	400OL	PYROL	90ALL PAYROLL SPREAD	-
02	9	2017	562 560-573	400OL	PYROL	LABOR DISTRIBUTION	-
02	10	2017	562 560-573	200PL	PYROL	90ALL PAYROLL SPREAD	-
02	10	2017	562 560-573	200PL	PYROL	LABOR DISTRIBUTION	93.70
02	10	2017	562 560-573	300EW	PYROL	90ALL PAYROLL SPREAD	-
02	10	2017	562 560-573	300EW	PYROL	LABOR DISTRIBUTION	830.87
02	10	2017	562 560-573	400OL	PYROL	90ALL PAYROLL SPREAD	-
02	10	2017	562 560-573	400OL	PYROL	LABOR DISTRIBUTION	-
02	11	2017	562 560-573	200PL	PYROL	90ALL PAYROLL SPREAD	-
02	11	2017	562 560-573	200PL	PYROL	LABOR DISTRIBUTION	(9.11)
02	11	2017	562 560-573	300EW	PYROL	90ALL PAYROLL SPREAD	-
02	11	2017	562 560-573	300EW	PYROL	LABOR DISTRIBUTION	296.62
02	11	2017	562 560-573	400OL	PYROL	90ALL PAYROLL SPREAD	-
02	11	2017	562 560-573	400OL	PYROL	LABOR DISTRIBUTION	-
02	12	2017	562 560-573	200PL	PYROL	90ALL PAYROLL SPREAD	-
02	12	2017	562 560-573	200PL	PYROL	LABOR DISTRIBUTION	-
02	12	2017	562 560-573	300EW	PYROL	90ALL PAYROLL SPREAD	-
02	12	2017	562 560-573	300EW	PYROL	LABOR DISTRIBUTION	-
02	12	2017	562 560-573	400OL	PYROL	90ALL PAYROLL SPREAD	-
02	12	2017	562 560-573	400OL	PYROL	LABOR DISTRIBUTION	-
02	1	2017	570 560-573	200PL	PYROL	90ALL PAYROLL SPREAD	-
02	1	2017	570 560-573	200PL	PYROL	LABOR DISTRIBUTION	-
02	1	2017	570 560-573	300EW	PYROL	90ALL PAYROLL SPREAD	-

02	1	2017	570 560-573	300EW	PYROL	LABOR DISTRIBUTION	-
02	1	2017	570 560-573	400OL	PYROL	90ALL PAYROLL SPREAD	-
02	1	2017	570 560-573	400OL	PYROL	LABOR DISTRIBUTION	124.63
02	2	2017	570 560-573	200PL	PYROL	90ALL PAYROLL SPREAD	-
02	2	2017	570 560-573	200PL	PYROL	LABOR DISTRIBUTION	-
02	2	2017	570 560-573	300EW	PYROL	90ALL PAYROLL SPREAD	-
02	2	2017	570 560-573	300EW	PYROL	LABOR DISTRIBUTION	-
02	2	2017	570 560-573	400OL	PYROL	90ALL PAYROLL SPREAD	-
02	2	2017	570 560-573	400OL	PYROL	LABOR DISTRIBUTION	137.75
02	3	2017	570 560-573	200PL	PYROL	90ALL PAYROLL SPREAD	-
02	3	2017	570 560-573	200PL	PYROL	LABOR DISTRIBUTION	-
02	3	2017	570 560-573	300EW	PYROL	90ALL PAYROLL SPREAD	-
02	3	2017	570 560-573	300EW	PYROL	LABOR DISTRIBUTION	-
02	3	2017	570 560-573	400OL	PYROL	90ALL PAYROLL SPREAD	-
02	3	2017	570 560-573	400OL	PYROL	LABOR DISTRIBUTION	-
02	4	2017	570 560-573	200PL	PYROL	90ALL PAYROLL SPREAD	-
02	4	2017	570 560-573	200PL	PYROL	LABOR DISTRIBUTION	-
02	4	2017	570 560-573	300EW	PYROL	90ALL PAYROLL SPREAD	-
02	4	2017	570 560-573	300EW	PYROL	LABOR DISTRIBUTION	967.60
02	4	2017	570 560-573	400OL	PYROL	90ALL PAYROLL SPREAD	-
02	4	2017	570 560-573	400OL	PYROL	LABOR DISTRIBUTION	1,159.38
02	5	2017	570 560-573	200PL	PYROL	90ALL PAYROLL SPREAD	-
02	5	2017	570 560-573	200PL	PYROL	LABOR DISTRIBUTION	-
02	5	2017	570 560-573	300EW	PYROL	90ALL PAYROLL SPREAD	-
02	5	2017	570 560-573	300EW	PYROL	LABOR DISTRIBUTION	223.29
02	5	2017	570 560-573	400OL	PYROL	90ALL PAYROLL SPREAD	-
02	5	2017	570 560-573	400OL	PYROL	LABOR DISTRIBUTION	-
02	6	2017	570 560-573	200PL	PYROL	90ALL PAYROLL SPREAD	-
02	6	2017	570 560-573	200PL	PYROL	LABOR DISTRIBUTION	-
02	6	2017	570 560-573	300EW	PYROL	90ALL PAYROLL SPREAD	-
02	6	2017	570 560-573	300EW	PYROL	LABOR DISTRIBUTION	-
02	6	2017	570 560-573	400OL	PYROL	90ALL PAYROLL SPREAD	-
02	6	2017	570 560-573	400OL	PYROL	LABOR DISTRIBUTION	124.63
02	7	2017	570 560-573	200PL	PYROL	90ALL PAYROLL SPREAD	-
02	7	2017	570 560-573	200PL	PYROL	LABOR DISTRIBUTION	-
02	7	2017	570 560-573	300EW	PYROL	90ALL PAYROLL SPREAD	-
02	7	2017	570 560-573	300EW	PYROL	LABOR DISTRIBUTION	496.79
02	7	2017	570 560-573	400OL	PYROL	90ALL PAYROLL SPREAD	-
02	7	2017	570 560-573	400OL	PYROL	LABOR DISTRIBUTION	83.09
02	8	2017	570 560-573	200PL	PYROL	90ALL PAYROLL SPREAD	-
02	8	2017	570 560-573	200PL	PYROL	LABOR DISTRIBUTION	-
02	8	2017	570 560-573	300EW	PYROL	90ALL PAYROLL SPREAD	-
02	8	2017	570 560-573	300EW	PYROL	LABOR DISTRIBUTION	372.15
02	8	2017	570 560-573	400OL	PYROL	90ALL PAYROLL SPREAD	-
02	8	2017	570 560-573	400OL	PYROL	LABOR DISTRIBUTION	564.30
02	9	2017	570 560-573	200PL	PYROL	90ALL PAYROLL SPREAD	-
02	9	2017	570 560-573	200PL	PYROL	LABOR DISTRIBUTION	-
02	9	2017	570 560-573	300EW	PYROL	90ALL PAYROLL SPREAD	-
02	9	2017	570 560-573	300EW	PYROL	LABOR DISTRIBUTION	-
02	9	2017	570 560-573	400OL	PYROL	90ALL PAYROLL SPREAD	-
02	9	2017	570 560-573	400OL	PYROL	LABOR DISTRIBUTION	382.01
02	10	2017	570 560-573	200PL	PYROL	90ALL PAYROLL SPREAD	-
02	10	2017	570 560-573	200PL	PYROL	LABOR DISTRIBUTION	1,126.83
02	10	2017	570 560-573	300EW	PYROL	90ALL PAYROLL SPREAD	-
02	10	2017	570 560-573	300EW	PYROL	LABOR DISTRIBUTION	2,561.79
02	10	2017	570 560-573	400OL	PYROL	90ALL PAYROLL SPREAD	-
02	10	2017	570 560-573	400OL	PYROL	LABOR DISTRIBUTION	-
02	11	2017	570 560-573	200PL	PYROL	90ALL PAYROLL SPREAD	21.97
02	11	2017	570 560-573	200PL	PYROL	LABOR DISTRIBUTION	140.57
02	11	2017	570 560-573	300EW	PYROL	90ALL PAYROLL SPREAD	18.98
02	11	2017	570 560-573	300EW	PYROL	LABOR DISTRIBUTION	823.64



02	11	2017	570 560-573	400OL	PYROL	90ALL PAYROLL SPREAD	10.99
02	11	2017	570 560-573	400OL	PYROL	LABOR DISTRIBUTION	127.12
02	12	2017	570 560-573	200PL	PYROL	90ALL PAYROLL SPREAD	(0.34)
02	12	2017	570 560-573	200PL	PYROL	LABOR DISTRIBUTION	717.25
02	12	2017	570 560-573	300EW	PYROL	90ALL PAYROLL SPREAD	(0.29)
02	12	2017	570 560-573	300EW	PYROL	LABOR DISTRIBUTION	-
02	12	2017	570 560-573	400OL	PYROL	90ALL PAYROLL SPREAD	(0.17)
02	12	2017	570 560-573	400OL	PYROL	LABOR DISTRIBUTION	984.18
02	1	2017	571 560-573	200PL	PYROL	90ALL PAYROLL SPREAD	-
02	1	2017	571 560-573	200PL	PYROL	LABOR DISTRIBUTION	426.11
02	1	2017	571 560-573	300EW	PYROL	90ALL PAYROLL SPREAD	-
02	1	2017	571 560-573	300EW	PYROL	LABOR DISTRIBUTION	124.63
02	1	2017	571 560-573	400OL	PYROL	90ALL PAYROLL SPREAD	-
02	1	2017	571 560-573	400OL	PYROL	LABOR DISTRIBUTION	540.56
02	2	2017	571 560-573	200PL	PYROL	90ALL PAYROLL SPREAD	-
02	2	2017	571 560-573	200PL	PYROL	LABOR DISTRIBUTION	579.35
02	2	2017	571 560-573	300EW	PYROL	90ALL PAYROLL SPREAD	-
02	2	2017	571 560-573	300EW	PYROL	LABOR DISTRIBUTION	41.54
02	2	2017	571 560-573	400OL	PYROL	90ALL PAYROLL SPREAD	-
02	2	2017	571 560-573	400OL	PYROL	LABOR DISTRIBUTION	273.49
02	3	2017	571 560-573	200PL	PYROL	90ALL PAYROLL SPREAD	-
02	3	2017	571 560-573	200PL	PYROL	LABOR DISTRIBUTION	153.06
02	3	2017	571 560-573	300EW	PYROL	90ALL PAYROLL SPREAD	-
02	3	2017	571 560-573	300EW	PYROL	LABOR DISTRIBUTION	-
02	3	2017	571 560-573	400OL	PYROL	90ALL PAYROLL SPREAD	-
02	3	2017	571 560-573	400OL	PYROL	LABOR DISTRIBUTION	100.49
02	4	2017	571 560-573	200PL	PYROL	90ALL PAYROLL SPREAD	-
02	4	2017	571 560-573	200PL	PYROL	LABOR DISTRIBUTION	50.75
02	4	2017	571 560-573	300EW	PYROL	90ALL PAYROLL SPREAD	-
02	4	2017	571 560-573	300EW	PYROL	LABOR DISTRIBUTION	223.30
02	4	2017	571 560-573	400OL	PYROL	90ALL PAYROLL SPREAD	-
02	4	2017	571 560-573	400OL	PYROL	LABOR DISTRIBUTION	-
02	5	2017	571 560-573	200PL	PYROL	90ALL PAYROLL SPREAD	-
02	5	2017	571 560-573	200PL	PYROL	LABOR DISTRIBUTION	46.14
02	5	2017	571 560-573	300EW	PYROL	90ALL PAYROLL SPREAD	-
02	5	2017	571 560-573	300EW	PYROL	LABOR DISTRIBUTION	-
02	5	2017	571 560-573	400OL	PYROL	90ALL PAYROLL SPREAD	-
02	5	2017	571 560-573	400OL	PYROL	LABOR DISTRIBUTION	275.39
02	6	2017	571 560-573	200PL	PYROL	90ALL PAYROLL SPREAD	-
02	6	2017	571 560-573	200PL	PYROL	LABOR DISTRIBUTION	582.69
02	6	2017	571 560-573	300EW	PYROL	90ALL PAYROLL SPREAD	-
02	6	2017	571 560-573	300EW	PYROL	LABOR DISTRIBUTION	-
02	6	2017	571 560-573	400OL	PYROL	90ALL PAYROLL SPREAD	-
02	6	2017	571 560-573	400OL	PYROL	LABOR DISTRIBUTION	312.61
02	7	2017	571 560-573	200PL	PYROL	90ALL PAYROLL SPREAD	-
02	7	2017	571 560-573	200PL	PYROL	LABOR DISTRIBUTION	852.36
02	7	2017	571 560-573	300EW	PYROL	90ALL PAYROLL SPREAD	-
02	7	2017	571 560-573	300EW	PYROL	LABOR DISTRIBUTION	64.57
02	7	2017	571 560-573	400OL	PYROL	90ALL PAYROLL SPREAD	-
02	7	2017	571 560-573	400OL	PYROL	LABOR DISTRIBUTION	967.26
02	8	2017	571 560-573	200PL	PYROL	90ALL PAYROLL SPREAD	-
02	8	2017	571 560-573	200PL	PYROL	LABOR DISTRIBUTION	(0.71)
02	8	2017	571 560-573	300EW	PYROL	90ALL PAYROLL SPREAD	-
02	8	2017	571 560-573	300EW	PYROL	LABOR DISTRIBUTION	-
02	8	2017	571 560-573	400OL	PYROL	90ALL PAYROLL SPREAD	-
02	8	2017	571 560-573	400OL	PYROL	LABOR DISTRIBUTION	2,773.96
02	9	2017	571 560-573	200PL	PYROL	90ALL PAYROLL SPREAD	-
02	9	2017	571 560-573	200PL	PYROL	LABOR DISTRIBUTION	-
02	9	2017	571 560-573	300EW	PYROL	90ALL PAYROLL SPREAD	-
02	9	2017	571 560-573	300EW	PYROL	LABOR DISTRIBUTION	-
02	9	2017	571 560-573	400OL	PYROL	90ALL PAYROLL SPREAD	-

02	9	2017	571 560-573	400OL	PYROL	LABOR DISTRIBUTION	751.48
02	10	2017	571 560-573	200PL	PYROL	90ALL PAYROLL SPREAD	-
02	10	2017	571 560-573	200PL	PYROL	LABOR DISTRIBUTION	-
02	10	2017	571 560-573	300EW	PYROL	90ALL PAYROLL SPREAD	-
02	10	2017	571 560-573	300EW	PYROL	LABOR DISTRIBUTION	-
02	10	2017	571 560-573	400OL	PYROL	90ALL PAYROLL SPREAD	-
02	10	2017	571 560-573	400OL	PYROL	LABOR DISTRIBUTION	591.25
02	11	2017	571 560-573	200PL	PYROL	90ALL PAYROLL SPREAD	-
02	11	2017	571 560-573	200PL	PYROL	LABOR DISTRIBUTION	-
02	11	2017	571 560-573	300EW	PYROL	90ALL PAYROLL SPREAD	-
02	11	2017	571 560-573	300EW	PYROL	LABOR DISTRIBUTION	-
02	11	2017	571 560-573	400OL	PYROL	90ALL PAYROLL SPREAD	-
02	11	2017	571 560-573	400OL	PYROL	LABOR DISTRIBUTION	136.45
02	12	2017	571 560-573	200PL	PYROL	90ALL PAYROLL SPREAD	-
02	12	2017	571 560-573	200PL	PYROL	LABOR DISTRIBUTION	-
02	12	2017	571 560-573	300EW	PYROL	90ALL PAYROLL SPREAD	-
02	12	2017	571 560-573	300EW	PYROL	LABOR DISTRIBUTION	151.84
02	12	2017	571 560-573	400OL	PYROL	90ALL PAYROLL SPREAD	-
02	12	2017	571 560-573	400OL	PYROL	LABOR DISTRIBUTION	424.18
02	1	2017	580 580-598	200PL	PYROL	90ALL PAYROLL SPREAD	1,891.55
02	1	2017	580 580-598	200PL	PYROL	LABOR DISTRIBUTION	4,113.10
02	1	2017	580 580-598	300EW	PYROL	90ALL PAYROLL SPREAD	1,633.61
02	1	2017	580 580-598	300EW	PYROL	LABOR DISTRIBUTION	572.03
02	1	2017	580 580-598	400OL	PYROL	90ALL PAYROLL SPREAD	945.78
02	1	2017	580 580-598	400OL	PYROL	LABOR DISTRIBUTION	910.39
02	2	2017	580 580-598	200PL	PYROL	90ALL PAYROLL SPREAD	1,441.92
02	2	2017	580 580-598	200PL	PYROL	LABOR DISTRIBUTION	4,295.22
02	2	2017	580 580-598	300EW	PYROL	90ALL PAYROLL SPREAD	1,245.30
02	2	2017	580 580-598	300EW	PYROL	LABOR DISTRIBUTION	540.07
02	2	2017	580 580-598	400OL	PYROL	90ALL PAYROLL SPREAD	720.96
02	2	2017	580 580-598	400OL	PYROL	LABOR DISTRIBUTION	747.73
02	3	2017	580 580-598	200PL	PYROL	90ALL PAYROLL SPREAD	1,904.96
02	3	2017	580 580-598	200PL	PYROL	LABOR DISTRIBUTION	4,166.11
02	3	2017	580 580-598	300EW	PYROL	90ALL PAYROLL SPREAD	1,645.20
02	3	2017	580 580-598	300EW	PYROL	LABOR DISTRIBUTION	166.18
02	3	2017	580 580-598	400OL	PYROL	90ALL PAYROLL SPREAD	952.48
02	3	2017	580 580-598	400OL	PYROL	LABOR DISTRIBUTION	664.64
02	4	2017	580 580-598	200PL	PYROL	90ALL PAYROLL SPREAD	1,532.03
02	4	2017	580 580-598	200PL	PYROL	LABOR DISTRIBUTION	3,207.09
02	4	2017	580 580-598	300EW	PYROL	90ALL PAYROLL SPREAD	1,323.12
02	4	2017	580 580-598	300EW	PYROL	LABOR DISTRIBUTION	-
02	4	2017	580 580-598	400OL	PYROL	90ALL PAYROLL SPREAD	766.02
02	4	2017	580 580-598	400OL	PYROL	LABOR DISTRIBUTION	664.64
02	5	2017	580 580-598	200PL	PYROL	90ALL PAYROLL SPREAD	915.30
02	5	2017	580 580-598	200PL	PYROL	LABOR DISTRIBUTION	2,703.16
02	5	2017	580 580-598	300EW	PYROL	90ALL PAYROLL SPREAD	790.49
02	5	2017	580 580-598	300EW	PYROL	LABOR DISTRIBUTION	-
02	5	2017	580 580-598	400OL	PYROL	90ALL PAYROLL SPREAD	457.65
02	5	2017	580 580-598	400OL	PYROL	LABOR DISTRIBUTION	456.96
02	6	2017	580 580-598	200PL	PYROL	90ALL PAYROLL SPREAD	1,138.47
02	6	2017	580 580-598	200PL	PYROL	LABOR DISTRIBUTION	3,321.65
02	6	2017	580 580-598	300EW	PYROL	90ALL PAYROLL SPREAD	983.23
02	6	2017	580 580-598	300EW	PYROL	LABOR DISTRIBUTION	-
02	6	2017	580 580-598	400OL	PYROL	90ALL PAYROLL SPREAD	569.24
02	6	2017	580 580-598	400OL	PYROL	LABOR DISTRIBUTION	498.50
02	7	2017	580 580-598	200PL	PYROL	90ALL PAYROLL SPREAD	1,625.75
02	7	2017	580 580-598	200PL	PYROL	LABOR DISTRIBUTION	3,704.39
02	7	2017	580 580-598	300EW	PYROL	90ALL PAYROLL SPREAD	1,404.06
02	7	2017	580 580-598	300EW	PYROL	LABOR DISTRIBUTION	-
02	7	2017	580 580-598	400OL	PYROL	90ALL PAYROLL SPREAD	812.88
02	7	2017	580 580-598	400OL	PYROL	LABOR DISTRIBUTION	872.35

02	8	2017	580 580-598	200PL	PYROL	90ALL PAYROLL SPREAD	1,693.16
02	8	2017	580 580-598	200PL	PYROL	LABOR DISTRIBUTION	2,827.37
02	8	2017	580 580-598	300EW	PYROL	90ALL PAYROLL SPREAD	1,462.26
02	8	2017	580 580-598	300EW	PYROL	LABOR DISTRIBUTION	-
02	8	2017	580 580-598	400OL	PYROL	90ALL PAYROLL SPREAD	846.57
02	8	2017	580 580-598	400OL	PYROL	LABOR DISTRIBUTION	623.10
02	9	2017	580 580-598	200PL	PYROL	90ALL PAYROLL SPREAD	1,449.15
02	9	2017	580 580-598	200PL	PYROL	LABOR DISTRIBUTION	2,669.43
02	9	2017	580 580-598	300EW	PYROL	90ALL PAYROLL SPREAD	1,251.54
02	9	2017	580 580-598	300EW	PYROL	LABOR DISTRIBUTION	-
02	9	2017	580 580-598	400OL	PYROL	90ALL PAYROLL SPREAD	724.58
02	9	2017	580 580-598	400OL	PYROL	LABOR DISTRIBUTION	332.32
02	10	2017	580 580-598	200PL	PYROL	90ALL PAYROLL SPREAD	2,107.84
02	10	2017	580 580-598	200PL	PYROL	LABOR DISTRIBUTION	2,765.17
02	10	2017	580 580-598	300EW	PYROL	90ALL PAYROLL SPREAD	1,820.41
02	10	2017	580 580-598	300EW	PYROL	LABOR DISTRIBUTION	282.26
02	10	2017	580 580-598	400OL	PYROL	90ALL PAYROLL SPREAD	1,053.92
02	10	2017	580 580-598	400OL	PYROL	LABOR DISTRIBUTION	1,201.66
02	11	2017	580 580-598	200PL	PYROL	90ALL PAYROLL SPREAD	1,602.99
02	11	2017	580 580-598	200PL	PYROL	LABOR DISTRIBUTION	2,556.89
02	11	2017	580 580-598	300EW	PYROL	90ALL PAYROLL SPREAD	1,384.40
02	11	2017	580 580-598	300EW	PYROL	LABOR DISTRIBUTION	147.32
02	11	2017	580 580-598	400OL	PYROL	90ALL PAYROLL SPREAD	801.49
02	11	2017	580 580-598	400OL	PYROL	LABOR DISTRIBUTION	835.79
02	12	2017	580 580-598	200PL	PYROL	90ALL PAYROLL SPREAD	1,693.30
02	12	2017	580 580-598	200PL	PYROL	LABOR DISTRIBUTION	3,225.66
02	12	2017	580 580-598	300EW	PYROL	90ALL PAYROLL SPREAD	1,462.41
02	12	2017	580 580-598	300EW	PYROL	LABOR DISTRIBUTION	(2.66)
02	12	2017	580 580-598	400OL	PYROL	90ALL PAYROLL SPREAD	846.66
02	12	2017	580 580-598	400OL	PYROL	LABOR DISTRIBUTION	720.29
02	1	2017	582 580-598	200PL	PYROL	90ALL PAYROLL SPREAD	-
02	1	2017	582 580-598	200PL	PYROL	LABOR DISTRIBUTION	953.32
02	1	2017	582 580-598	300EW	PYROL	90ALL PAYROLL SPREAD	-
02	1	2017	582 580-598	300EW	PYROL	LABOR DISTRIBUTION	1,563.03
02	1	2017	582 580-598	400OL	PYROL	90ALL PAYROLL SPREAD	-
02	1	2017	582 580-598	400OL	PYROL	LABOR DISTRIBUTION	818.74
02	2	2017	582 580-598	200PL	PYROL	90ALL PAYROLL SPREAD	-
02	2	2017	582 580-598	200PL	PYROL	LABOR DISTRIBUTION	712.89
02	2	2017	582 580-598	300EW	PYROL	90ALL PAYROLL SPREAD	-
02	2	2017	582 580-598	300EW	PYROL	LABOR DISTRIBUTION	1,672.04
02	2	2017	582 580-598	400OL	PYROL	90ALL PAYROLL SPREAD	-
02	2	2017	582 580-598	400OL	PYROL	LABOR DISTRIBUTION	558.24
02	3	2017	582 580-598	200PL	PYROL	90ALL PAYROLL SPREAD	-
02	3	2017	582 580-598	200PL	PYROL	LABOR DISTRIBUTION	626.76
02	3	2017	582 580-598	300EW	PYROL	90ALL PAYROLL SPREAD	-
02	3	2017	582 580-598	300EW	PYROL	LABOR DISTRIBUTION	1,654.74
02	3	2017	582 580-598	400OL	PYROL	90ALL PAYROLL SPREAD	-
02	3	2017	582 580-598	400OL	PYROL	LABOR DISTRIBUTION	669.85
02	4	2017	582 580-598	200PL	PYROL	90ALL PAYROLL SPREAD	-
02	4	2017	582 580-598	200PL	PYROL	LABOR DISTRIBUTION	324.79
02	4	2017	582 580-598	300EW	PYROL	90ALL PAYROLL SPREAD	-
02	4	2017	582 580-598	300EW	PYROL	LABOR DISTRIBUTION	632.66
02	4	2017	582 580-598	400OL	PYROL	90ALL PAYROLL SPREAD	-
02	4	2017	582 580-598	400OL	PYROL	LABOR DISTRIBUTION	446.60
02	5	2017	582 580-598	200PL	PYROL	90ALL PAYROLL SPREAD	-
02	5	2017	582 580-598	200PL	PYROL	LABOR DISTRIBUTION	398.93
02	5	2017	582 580-598	300EW	PYROL	90ALL PAYROLL SPREAD	-
02	5	2017	582 580-598	300EW	PYROL	LABOR DISTRIBUTION	(0.04)
02	5	2017	582 580-598	400OL	PYROL	90ALL PAYROLL SPREAD	-
02	5	2017	582 580-598	400OL	PYROL	LABOR DISTRIBUTION	707.09
02	6	2017	582 580-598	200PL	PYROL	90ALL PAYROLL SPREAD	-

02	6	2017	582 580-598	200PL	PYROL	LABOR DISTRIBUTION	381.04
02	6	2017	582 580-598	300EW	PYROL	90ALL PAYROLL SPREAD	-
02	6	2017	582 580-598	300EW	PYROL	LABOR DISTRIBUTION	1,319.85
02	6	2017	582 580-598	400OL	PYROL	90ALL PAYROLL SPREAD	-
02	6	2017	582 580-598	400OL	PYROL	LABOR DISTRIBUTION	457.73
02	7	2017	582 580-598	200PL	PYROL	90ALL PAYROLL SPREAD	-
02	7	2017	582 580-598	200PL	PYROL	LABOR DISTRIBUTION	327.49
02	7	2017	582 580-598	300EW	PYROL	90ALL PAYROLL SPREAD	-
02	7	2017	582 580-598	300EW	PYROL	LABOR DISTRIBUTION	920.39
02	7	2017	582 580-598	400OL	PYROL	90ALL PAYROLL SPREAD	-
02	7	2017	582 580-598	400OL	PYROL	LABOR DISTRIBUTION	807.55
02	8	2017	582 580-598	200PL	PYROL	90ALL PAYROLL SPREAD	-
02	8	2017	582 580-598	200PL	PYROL	LABOR DISTRIBUTION	241.14
02	8	2017	582 580-598	300EW	PYROL	90ALL PAYROLL SPREAD	-
02	8	2017	582 580-598	300EW	PYROL	LABOR DISTRIBUTION	314.93
02	8	2017	582 580-598	400OL	PYROL	90ALL PAYROLL SPREAD	-
02	8	2017	582 580-598	400OL	PYROL	LABOR DISTRIBUTION	677.30
02	9	2017	582 580-598	200PL	PYROL	90ALL PAYROLL SPREAD	-
02	9	2017	582 580-598	200PL	PYROL	LABOR DISTRIBUTION	369.11
02	9	2017	582 580-598	300EW	PYROL	90ALL PAYROLL SPREAD	-
02	9	2017	582 580-598	300EW	PYROL	LABOR DISTRIBUTION	1,563.03
02	9	2017	582 580-598	400OL	PYROL	90ALL PAYROLL SPREAD	-
02	9	2017	582 580-598	400OL	PYROL	LABOR DISTRIBUTION	744.31
02	10	2017	582 580-598	200PL	PYROL	90ALL PAYROLL SPREAD	-
02	10	2017	582 580-598	200PL	PYROL	LABOR DISTRIBUTION	455.47
02	10	2017	582 580-598	300EW	PYROL	90ALL PAYROLL SPREAD	-
02	10	2017	582 580-598	300EW	PYROL	LABOR DISTRIBUTION	446.52
02	10	2017	582 580-598	400OL	PYROL	90ALL PAYROLL SPREAD	-
02	10	2017	582 580-598	400OL	PYROL	LABOR DISTRIBUTION	692.19
02	11	2017	582 580-598	200PL	PYROL	90ALL PAYROLL SPREAD	-
02	11	2017	582 580-598	200PL	PYROL	LABOR DISTRIBUTION	187.58
02	11	2017	582 580-598	300EW	PYROL	90ALL PAYROLL SPREAD	-
02	11	2017	582 580-598	300EW	PYROL	LABOR DISTRIBUTION	1,687.90
02	11	2017	582 580-598	400OL	PYROL	90ALL PAYROLL SPREAD	-
02	11	2017	582 580-598	400OL	PYROL	LABOR DISTRIBUTION	500.69
02	12	2017	582 580-598	200PL	PYROL	90ALL PAYROLL SPREAD	-
02	12	2017	582 580-598	200PL	PYROL	LABOR DISTRIBUTION	302.40
02	12	2017	582 580-598	300EW	PYROL	90ALL PAYROLL SPREAD	-
02	12	2017	582 580-598	300EW	PYROL	LABOR DISTRIBUTION	1,368.31
02	12	2017	582 580-598	400OL	PYROL	90ALL PAYROLL SPREAD	-
02	12	2017	582 580-598	400OL	PYROL	LABOR DISTRIBUTION	781.30
02	1	2017	583 580-598	200PL	PYROL	90ALL PAYROLL SPREAD	-
02	1	2017	583 580-598	200PL	PYROL	LABOR DISTRIBUTION	2,486.99
02	1	2017	583 580-598	300EW	PYROL	90ALL PAYROLL SPREAD	-
02	1	2017	583 580-598	300EW	PYROL	LABOR DISTRIBUTION	5,655.90
02	1	2017	583 580-598	400OL	PYROL	90ALL PAYROLL SPREAD	-
02	1	2017	583 580-598	400OL	PYROL	LABOR DISTRIBUTION	2,158.88
02	2	2017	583 580-598	200PL	PYROL	90ALL PAYROLL SPREAD	-
02	2	2017	583 580-598	200PL	PYROL	LABOR DISTRIBUTION	2,806.83
02	2	2017	583 580-598	300EW	PYROL	90ALL PAYROLL SPREAD	-
02	2	2017	583 580-598	300EW	PYROL	LABOR DISTRIBUTION	5,812.43
02	2	2017	583 580-598	400OL	PYROL	90ALL PAYROLL SPREAD	-
02	2	2017	583 580-598	400OL	PYROL	LABOR DISTRIBUTION	2,294.13
02	3	2017	583 580-598	200PL	PYROL	90ALL PAYROLL SPREAD	-
02	3	2017	583 580-598	200PL	PYROL	LABOR DISTRIBUTION	4,835.83
02	3	2017	583 580-598	300EW	PYROL	90ALL PAYROLL SPREAD	-
02	3	2017	583 580-598	300EW	PYROL	LABOR DISTRIBUTION	7,959.55
02	3	2017	583 580-598	400OL	PYROL	90ALL PAYROLL SPREAD	-
02	3	2017	583 580-598	400OL	PYROL	LABOR DISTRIBUTION	3,891.90
02	4	2017	583 580-598	200PL	PYROL	90ALL PAYROLL SPREAD	-
02	4	2017	583 580-598	200PL	PYROL	LABOR DISTRIBUTION	2,151.47

02	4	2017	583 580-598	300EW	PYROL	90ALL PAYROLL SPREAD	-
02	4	2017	583 580-598	300EW	PYROL	LABOR DISTRIBUTION	7,003.43
02	4	2017	583 580-598	400OL	PYROL	90ALL PAYROLL SPREAD	-
02	4	2017	583 580-598	400OL	PYROL	LABOR DISTRIBUTION	5,078.70
02	5	2017	583 580-598	200PL	PYROL	90ALL PAYROLL SPREAD	-
02	5	2017	583 580-598	200PL	PYROL	LABOR DISTRIBUTION	3,278.03
02	5	2017	583 580-598	300EW	PYROL	90ALL PAYROLL SPREAD	-
02	5	2017	583 580-598	300EW	PYROL	LABOR DISTRIBUTION	7,297.65
02	5	2017	583 580-598	400OL	PYROL	90ALL PAYROLL SPREAD	-
02	5	2017	583 580-598	400OL	PYROL	LABOR DISTRIBUTION	2,657.10
02	6	2017	583 580-598	200PL	PYROL	90ALL PAYROLL SPREAD	-
02	6	2017	583 580-598	200PL	PYROL	LABOR DISTRIBUTION	1,672.04
02	6	2017	583 580-598	300EW	PYROL	90ALL PAYROLL SPREAD	-
02	6	2017	583 580-598	300EW	PYROL	LABOR DISTRIBUTION	6,622.17
02	6	2017	583 580-598	400OL	PYROL	90ALL PAYROLL SPREAD	-
02	6	2017	583 580-598	400OL	PYROL	LABOR DISTRIBUTION	2,990.28
02	7	2017	583 580-598	200PL	PYROL	90ALL PAYROLL SPREAD	-
02	7	2017	583 580-598	200PL	PYROL	LABOR DISTRIBUTION	4,957.17
02	7	2017	583 580-598	300EW	PYROL	90ALL PAYROLL SPREAD	-
02	7	2017	583 580-598	300EW	PYROL	LABOR DISTRIBUTION	5,862.71
02	7	2017	583 580-598	400OL	PYROL	90ALL PAYROLL SPREAD	-
02	7	2017	583 580-598	400OL	PYROL	LABOR DISTRIBUTION	4,601.05
02	8	2017	583 580-598	200PL	PYROL	90ALL PAYROLL SPREAD	-
02	8	2017	583 580-598	200PL	PYROL	LABOR DISTRIBUTION	2,507.44
02	8	2017	583 580-598	300EW	PYROL	90ALL PAYROLL SPREAD	-
02	8	2017	583 580-598	300EW	PYROL	LABOR DISTRIBUTION	7,282.53
02	8	2017	583 580-598	400OL	PYROL	90ALL PAYROLL SPREAD	-
02	8	2017	583 580-598	400OL	PYROL	LABOR DISTRIBUTION	8,816.23
02	9	2017	583 580-598	200PL	PYROL	90ALL PAYROLL SPREAD	-
02	9	2017	583 580-598	200PL	PYROL	LABOR DISTRIBUTION	4,232.74
02	9	2017	583 580-598	300EW	PYROL	90ALL PAYROLL SPREAD	-
02	9	2017	583 580-598	300EW	PYROL	LABOR DISTRIBUTION	6,191.16
02	9	2017	583 580-598	400OL	PYROL	90ALL PAYROLL SPREAD	-
02	9	2017	583 580-598	400OL	PYROL	LABOR DISTRIBUTION	3,095.42
02	10	2017	583 580-598	200PL	PYROL	90ALL PAYROLL SPREAD	-
02	10	2017	583 580-598	200PL	PYROL	LABOR DISTRIBUTION	5,623.06
02	10	2017	583 580-598	300EW	PYROL	90ALL PAYROLL SPREAD	-
02	10	2017	583 580-598	300EW	PYROL	LABOR DISTRIBUTION	5,093.54
02	10	2017	583 580-598	400OL	PYROL	90ALL PAYROLL SPREAD	-
02	10	2017	583 580-598	400OL	PYROL	LABOR DISTRIBUTION	5,645.19
02	11	2017	583 580-598	200PL	PYROL	90ALL PAYROLL SPREAD	-
02	11	2017	583 580-598	200PL	PYROL	LABOR DISTRIBUTION	4,127.83
02	11	2017	583 580-598	300EW	PYROL	90ALL PAYROLL SPREAD	-
02	11	2017	583 580-598	300EW	PYROL	LABOR DISTRIBUTION	2,816.92
02	11	2017	583 580-598	400OL	PYROL	90ALL PAYROLL SPREAD	-
02	11	2017	583 580-598	400OL	PYROL	LABOR DISTRIBUTION	4,830.12
02	12	2017	583 580-598	200PL	PYROL	90ALL PAYROLL SPREAD	-
02	12	2017	583 580-598	200PL	PYROL	LABOR DISTRIBUTION	6,703.29
02	12	2017	583 580-598	300EW	PYROL	90ALL PAYROLL SPREAD	-
02	12	2017	583 580-598	300EW	PYROL	LABOR DISTRIBUTION	3,428.78
02	12	2017	583 580-598	400OL	PYROL	90ALL PAYROLL SPREAD	-
02	12	2017	583 580-598	400OL	PYROL	LABOR DISTRIBUTION	4,329.67
02	1	2017	584 580-598	200PL	PYROL	90ALL PAYROLL SPREAD	-
02	1	2017	584 580-598	200PL	PYROL	LABOR DISTRIBUTION	-
02	1	2017	584 580-598	300EW	PYROL	90ALL PAYROLL SPREAD	-
02	1	2017	584 580-598	300EW	PYROL	LABOR DISTRIBUTION	-
02	1	2017	584 580-598	400OL	PYROL	90ALL PAYROLL SPREAD	-
02	1	2017	584 580-598	400OL	PYROL	LABOR DISTRIBUTION	-
02	2	2017	584 580-598	200PL	PYROL	90ALL PAYROLL SPREAD	-
02	2	2017	584 580-598	200PL	PYROL	LABOR DISTRIBUTION	-
02	2	2017	584 580-598	300EW	PYROL	90ALL PAYROLL SPREAD	-





02	10	2017	585 580-598	400OL	PYROL	LABOR DISTRIBUTION	-
02	11	2017	585 580-598	200PL	PYROL	90ALL PAYROLL SPREAD	-
02	11	2017	585 580-598	200PL	PYROL	LABOR DISTRIBUTION	-
02	11	2017	585 580-598	300EW	PYROL	90ALL PAYROLL SPREAD	-
02	11	2017	585 580-598	300EW	PYROL	LABOR DISTRIBUTION	-
02	11	2017	585 580-598	400OL	PYROL	90ALL PAYROLL SPREAD	-
02	11	2017	585 580-598	400OL	PYROL	LABOR DISTRIBUTION	-
02	12	2017	585 580-598	200PL	PYROL	90ALL PAYROLL SPREAD	-
02	12	2017	585 580-598	200PL	PYROL	LABOR DISTRIBUTION	-
02	12	2017	585 580-598	300EW	PYROL	90ALL PAYROLL SPREAD	-
02	12	2017	585 580-598	300EW	PYROL	LABOR DISTRIBUTION	-
02	12	2017	585 580-598	400OL	PYROL	90ALL PAYROLL SPREAD	-
02	12	2017	585 580-598	400OL	PYROL	LABOR DISTRIBUTION	-
02	1	2017	586 580-598	200PL	PYROL	90ALL PAYROLL SPREAD	-
02	1	2017	586 580-598	200PL	PYROL	LABOR DISTRIBUTION	519.15
02	1	2017	586 580-598	300EW	PYROL	90ALL PAYROLL SPREAD	-
02	1	2017	586 580-598	300EW	PYROL	LABOR DISTRIBUTION	-
02	1	2017	586 580-598	400OL	PYROL	90ALL PAYROLL SPREAD	-
02	1	2017	586 580-598	400OL	PYROL	LABOR DISTRIBUTION	194.71
02	2	2017	586 580-598	200PL	PYROL	90ALL PAYROLL SPREAD	-
02	2	2017	586 580-598	200PL	PYROL	LABOR DISTRIBUTION	389.81
02	2	2017	586 580-598	300EW	PYROL	90ALL PAYROLL SPREAD	-
02	2	2017	586 580-598	300EW	PYROL	LABOR DISTRIBUTION	204.69
02	2	2017	586 580-598	400OL	PYROL	90ALL PAYROLL SPREAD	-
02	2	2017	586 580-598	400OL	PYROL	LABOR DISTRIBUTION	31.63
02	3	2017	586 580-598	200PL	PYROL	90ALL PAYROLL SPREAD	-
02	3	2017	586 580-598	200PL	PYROL	LABOR DISTRIBUTION	533.87
02	3	2017	586 580-598	300EW	PYROL	90ALL PAYROLL SPREAD	-
02	3	2017	586 580-598	300EW	PYROL	LABOR DISTRIBUTION	451.43
02	3	2017	586 580-598	400OL	PYROL	90ALL PAYROLL SPREAD	-
02	3	2017	586 580-598	400OL	PYROL	LABOR DISTRIBUTION	219.57
02	4	2017	586 580-598	200PL	PYROL	90ALL PAYROLL SPREAD	-
02	4	2017	586 580-598	200PL	PYROL	LABOR DISTRIBUTION	960.83
02	4	2017	586 580-598	300EW	PYROL	90ALL PAYROLL SPREAD	-
02	4	2017	586 580-598	300EW	PYROL	LABOR DISTRIBUTION	4,953.59
02	4	2017	586 580-598	400OL	PYROL	90ALL PAYROLL SPREAD	-
02	4	2017	586 580-598	400OL	PYROL	LABOR DISTRIBUTION	1,585.30
02	5	2017	586 580-598	200PL	PYROL	90ALL PAYROLL SPREAD	-
02	5	2017	586 580-598	200PL	PYROL	LABOR DISTRIBUTION	381.17
02	5	2017	586 580-598	300EW	PYROL	90ALL PAYROLL SPREAD	-
02	5	2017	586 580-598	300EW	PYROL	LABOR DISTRIBUTION	223.29
02	5	2017	586 580-598	400OL	PYROL	90ALL PAYROLL SPREAD	-
02	5	2017	586 580-598	400OL	PYROL	LABOR DISTRIBUTION	130.27
02	6	2017	586 580-598	200PL	PYROL	90ALL PAYROLL SPREAD	-
02	6	2017	586 580-598	200PL	PYROL	LABOR DISTRIBUTION	181.19
02	6	2017	586 580-598	300EW	PYROL	90ALL PAYROLL SPREAD	-
02	6	2017	586 580-598	300EW	PYROL	LABOR DISTRIBUTION	632.67
02	6	2017	586 580-598	400OL	PYROL	90ALL PAYROLL SPREAD	-
02	6	2017	586 580-598	400OL	PYROL	LABOR DISTRIBUTION	273.85
02	7	2017	586 580-598	200PL	PYROL	90ALL PAYROLL SPREAD	-
02	7	2017	586 580-598	200PL	PYROL	LABOR DISTRIBUTION	381.48
02	7	2017	586 580-598	300EW	PYROL	90ALL PAYROLL SPREAD	-
02	7	2017	586 580-598	300EW	PYROL	LABOR DISTRIBUTION	724.41
02	7	2017	586 580-598	400OL	PYROL	90ALL PAYROLL SPREAD	-
02	7	2017	586 580-598	400OL	PYROL	LABOR DISTRIBUTION	18.61
02	8	2017	586 580-598	200PL	PYROL	90ALL PAYROLL SPREAD	-
02	8	2017	586 580-598	200PL	PYROL	LABOR DISTRIBUTION	4,055.96
02	8	2017	586 580-598	300EW	PYROL	90ALL PAYROLL SPREAD	-
02	8	2017	586 580-598	300EW	PYROL	LABOR DISTRIBUTION	1,073.63
02	8	2017	586 580-598	400OL	PYROL	90ALL PAYROLL SPREAD	-
02	8	2017	586 580-598	400OL	PYROL	LABOR DISTRIBUTION	280.99



02	9	2017	586 580-598	200PL	PYROL	90ALL PAYROLL SPREAD	-
02	9	2017	586 580-598	200PL	PYROL	LABOR DISTRIBUTION	1,196.16
02	9	2017	586 580-598	300EW	PYROL	90ALL PAYROLL SPREAD	-
02	9	2017	586 580-598	300EW	PYROL	LABOR DISTRIBUTION	50.98
02	9	2017	586 580-598	400OL	PYROL	90ALL PAYROLL SPREAD	-
02	9	2017	586 580-598	400OL	PYROL	LABOR DISTRIBUTION	245.63
02	10	2017	586 580-598	200PL	PYROL	90ALL PAYROLL SPREAD	-
02	10	2017	586 580-598	200PL	PYROL	LABOR DISTRIBUTION	124.68
02	10	2017	586 580-598	300EW	PYROL	90ALL PAYROLL SPREAD	-
02	10	2017	586 580-598	300EW	PYROL	LABOR DISTRIBUTION	93.04
02	10	2017	586 580-598	400OL	PYROL	90ALL PAYROLL SPREAD	-
02	10	2017	586 580-598	400OL	PYROL	LABOR DISTRIBUTION	1,142.50
02	11	2017	586 580-598	200PL	PYROL	90ALL PAYROLL SPREAD	-
02	11	2017	586 580-598	200PL	PYROL	LABOR DISTRIBUTION	161.35
02	11	2017	586 580-598	300EW	PYROL	90ALL PAYROLL SPREAD	-
02	11	2017	586 580-598	300EW	PYROL	LABOR DISTRIBUTION	303.67
02	11	2017	586 580-598	400OL	PYROL	90ALL PAYROLL SPREAD	-
02	11	2017	586 580-598	400OL	PYROL	LABOR DISTRIBUTION	247.37
02	12	2017	586 580-598	200PL	PYROL	90ALL PAYROLL SPREAD	-
02	12	2017	586 580-598	200PL	PYROL	LABOR DISTRIBUTION	304.40
02	12	2017	586 580-598	300EW	PYROL	90ALL PAYROLL SPREAD	-
02	12	2017	586 580-598	300EW	PYROL	LABOR DISTRIBUTION	1,299.43
02	12	2017	586 580-598	400OL	PYROL	90ALL PAYROLL SPREAD	-
02	12	2017	586 580-598	400OL	PYROL	LABOR DISTRIBUTION	132.86
02	1	2017	587 580-598	200PL	PYROL	90ALL PAYROLL SPREAD	-
02	1	2017	587 580-598	200PL	PYROL	LABOR DISTRIBUTION	1,948.52
02	1	2017	587 580-598	300EW	PYROL	90ALL PAYROLL SPREAD	-
02	1	2017	587 580-598	300EW	PYROL	LABOR DISTRIBUTION	820.50
02	1	2017	587 580-598	400OL	PYROL	90ALL PAYROLL SPREAD	-
02	1	2017	587 580-598	400OL	PYROL	LABOR DISTRIBUTION	1,820.26
02	2	2017	587 580-598	200PL	PYROL	90ALL PAYROLL SPREAD	-
02	2	2017	587 580-598	200PL	PYROL	LABOR DISTRIBUTION	1,951.53
02	2	2017	587 580-598	300EW	PYROL	90ALL PAYROLL SPREAD	-
02	2	2017	587 580-598	300EW	PYROL	LABOR DISTRIBUTION	1,388.46
02	2	2017	587 580-598	400OL	PYROL	90ALL PAYROLL SPREAD	-
02	2	2017	587 580-598	400OL	PYROL	LABOR DISTRIBUTION	1,386.64
02	3	2017	587 580-598	200PL	PYROL	90ALL PAYROLL SPREAD	-
02	3	2017	587 580-598	200PL	PYROL	LABOR DISTRIBUTION	2,226.12
02	3	2017	587 580-598	300EW	PYROL	90ALL PAYROLL SPREAD	-
02	3	2017	587 580-598	300EW	PYROL	LABOR DISTRIBUTION	726.57
02	3	2017	587 580-598	400OL	PYROL	90ALL PAYROLL SPREAD	-
02	3	2017	587 580-598	400OL	PYROL	LABOR DISTRIBUTION	2,318.73
02	4	2017	587 580-598	200PL	PYROL	90ALL PAYROLL SPREAD	-
02	4	2017	587 580-598	200PL	PYROL	LABOR DISTRIBUTION	2,965.92
02	4	2017	587 580-598	300EW	PYROL	90ALL PAYROLL SPREAD	-
02	4	2017	587 580-598	300EW	PYROL	LABOR DISTRIBUTION	1,543.14
02	4	2017	587 580-598	400OL	PYROL	90ALL PAYROLL SPREAD	-
02	4	2017	587 580-598	400OL	PYROL	LABOR DISTRIBUTION	1,648.55
02	5	2017	587 580-598	200PL	PYROL	90ALL PAYROLL SPREAD	-
02	5	2017	587 580-598	200PL	PYROL	LABOR DISTRIBUTION	2,248.18
02	5	2017	587 580-598	300EW	PYROL	90ALL PAYROLL SPREAD	-
02	5	2017	587 580-598	300EW	PYROL	LABOR DISTRIBUTION	5,701.96
02	5	2017	587 580-598	400OL	PYROL	90ALL PAYROLL SPREAD	-
02	5	2017	587 580-598	400OL	PYROL	LABOR DISTRIBUTION	1,981.48
02	6	2017	587 580-598	200PL	PYROL	90ALL PAYROLL SPREAD	-
02	6	2017	587 580-598	200PL	PYROL	LABOR DISTRIBUTION	2,422.60
02	6	2017	587 580-598	300EW	PYROL	90ALL PAYROLL SPREAD	-
02	6	2017	587 580-598	300EW	PYROL	LABOR DISTRIBUTION	3,597.04
02	6	2017	587 580-598	400OL	PYROL	90ALL PAYROLL SPREAD	-
02	6	2017	587 580-598	400OL	PYROL	LABOR DISTRIBUTION	1,964.14
02	7	2017	587 580-598	200PL	PYROL	90ALL PAYROLL SPREAD	-

02	7	2017	587 580-598	200PL	PYROL	LABOR DISTRIBUTION	2,565.56
02	7	2017	587 580-598	300EW	PYROL	90ALL PAYROLL SPREAD	-
02	7	2017	587 580-598	300EW	PYROL	LABOR DISTRIBUTION	4,571.31
02	7	2017	587 580-598	400OL	PYROL	90ALL PAYROLL SPREAD	-
02	7	2017	587 580-598	400OL	PYROL	LABOR DISTRIBUTION	1,561.49
02	8	2017	587 580-598	200PL	PYROL	90ALL PAYROLL SPREAD	-
02	8	2017	587 580-598	200PL	PYROL	LABOR DISTRIBUTION	2,903.70
02	8	2017	587 580-598	300EW	PYROL	90ALL PAYROLL SPREAD	-
02	8	2017	587 580-598	300EW	PYROL	LABOR DISTRIBUTION	7,217.39
02	8	2017	587 580-598	400OL	PYROL	90ALL PAYROLL SPREAD	-
02	8	2017	587 580-598	400OL	PYROL	LABOR DISTRIBUTION	1,954.90
02	9	2017	587 580-598	200PL	PYROL	90ALL PAYROLL SPREAD	-
02	9	2017	587 580-598	200PL	PYROL	LABOR DISTRIBUTION	2,578.24
02	9	2017	587 580-598	300EW	PYROL	90ALL PAYROLL SPREAD	-
02	9	2017	587 580-598	300EW	PYROL	LABOR DISTRIBUTION	5,084.66
02	9	2017	587 580-598	400OL	PYROL	90ALL PAYROLL SPREAD	-
02	9	2017	587 580-598	400OL	PYROL	LABOR DISTRIBUTION	1,454.96
02	10	2017	587 580-598	200PL	PYROL	90ALL PAYROLL SPREAD	-
02	10	2017	587 580-598	200PL	PYROL	LABOR DISTRIBUTION	2,452.53
02	10	2017	587 580-598	300EW	PYROL	90ALL PAYROLL SPREAD	-
02	10	2017	587 580-598	300EW	PYROL	LABOR DISTRIBUTION	7,284.01
02	10	2017	587 580-598	400OL	PYROL	90ALL PAYROLL SPREAD	-
02	10	2017	587 580-598	400OL	PYROL	LABOR DISTRIBUTION	3,069.29
02	11	2017	587 580-598	200PL	PYROL	90ALL PAYROLL SPREAD	-
02	11	2017	587 580-598	200PL	PYROL	LABOR DISTRIBUTION	2,068.57
02	11	2017	587 580-598	300EW	PYROL	90ALL PAYROLL SPREAD	-
02	11	2017	587 580-598	300EW	PYROL	LABOR DISTRIBUTION	3,437.01
02	11	2017	587 580-598	400OL	PYROL	90ALL PAYROLL SPREAD	-
02	11	2017	587 580-598	400OL	PYROL	LABOR DISTRIBUTION	1,738.03
02	12	2017	587 580-598	200PL	PYROL	90ALL PAYROLL SPREAD	-
02	12	2017	587 580-598	200PL	PYROL	LABOR DISTRIBUTION	2,238.91
02	12	2017	587 580-598	300EW	PYROL	90ALL PAYROLL SPREAD	-
02	12	2017	587 580-598	300EW	PYROL	LABOR DISTRIBUTION	4,622.54
02	12	2017	587 580-598	400OL	PYROL	90ALL PAYROLL SPREAD	-
02	12	2017	587 580-598	400OL	PYROL	LABOR DISTRIBUTION	2,373.08
02	1	2017	588 580-598	200PL	PYROL	90ALL PAYROLL SPREAD	582.30
02	1	2017	588 580-598	200PL	PYROL	LABOR DISTRIBUTION	282.54
02	1	2017	588 580-598	300EW	PYROL	90ALL PAYROLL SPREAD	502.90
02	1	2017	588 580-598	300EW	PYROL	LABOR DISTRIBUTION	6,269.42
02	1	2017	588 580-598	400OL	PYROL	90ALL PAYROLL SPREAD	291.15
02	1	2017	588 580-598	400OL	PYROL	LABOR DISTRIBUTION	-
02	2	2017	588 580-598	200PL	PYROL	90ALL PAYROLL SPREAD	560.58
02	2	2017	588 580-598	200PL	PYROL	LABOR DISTRIBUTION	549.20
02	2	2017	588 580-598	300EW	PYROL	90ALL PAYROLL SPREAD	484.13
02	2	2017	588 580-598	300EW	PYROL	LABOR DISTRIBUTION	3,460.93
02	2	2017	588 580-598	400OL	PYROL	90ALL PAYROLL SPREAD	280.29
02	2	2017	588 580-598	400OL	PYROL	LABOR DISTRIBUTION	-
02	3	2017	588 580-598	200PL	PYROL	90ALL PAYROLL SPREAD	623.76
02	3	2017	588 580-598	200PL	PYROL	LABOR DISTRIBUTION	1,148.04
02	3	2017	588 580-598	300EW	PYROL	90ALL PAYROLL SPREAD	538.71
02	3	2017	588 580-598	300EW	PYROL	LABOR DISTRIBUTION	5,902.32
02	3	2017	588 580-598	400OL	PYROL	90ALL PAYROLL SPREAD	311.88
02	3	2017	588 580-598	400OL	PYROL	LABOR DISTRIBUTION	-
02	4	2017	588 580-598	200PL	PYROL	90ALL PAYROLL SPREAD	526.06
02	4	2017	588 580-598	200PL	PYROL	LABOR DISTRIBUTION	621.09
02	4	2017	588 580-598	300EW	PYROL	90ALL PAYROLL SPREAD	454.32
02	4	2017	588 580-598	300EW	PYROL	LABOR DISTRIBUTION	3,701.10
02	4	2017	588 580-598	400OL	PYROL	90ALL PAYROLL SPREAD	263.03
02	4	2017	588 580-598	400OL	PYROL	LABOR DISTRIBUTION	357.72
02	5	2017	588 580-598	200PL	PYROL	90ALL PAYROLL SPREAD	630.17
02	5	2017	588 580-598	200PL	PYROL	LABOR DISTRIBUTION	492.20

02	5	2017	588 580-598	300EW	PYROL	90ALL PAYROLL SPREAD	544.23
02	5	2017	588 580-598	300EW	PYROL	LABOR DISTRIBUTION	521.84
02	5	2017	588 580-598	400OL	PYROL	90ALL PAYROLL SPREAD	315.08
02	5	2017	588 580-598	400OL	PYROL	LABOR DISTRIBUTION	225.07
02	6	2017	588 580-598	200PL	PYROL	90ALL PAYROLL SPREAD	607.41
02	6	2017	588 580-598	200PL	PYROL	LABOR DISTRIBUTION	408.14
02	6	2017	588 580-598	300EW	PYROL	90ALL PAYROLL SPREAD	524.58
02	6	2017	588 580-598	300EW	PYROL	LABOR DISTRIBUTION	261.36
02	6	2017	588 580-598	400OL	PYROL	90ALL PAYROLL SPREAD	303.70
02	6	2017	588 580-598	400OL	PYROL	LABOR DISTRIBUTION	150.00
02	7	2017	588 580-598	200PL	PYROL	90ALL PAYROLL SPREAD	543.70
02	7	2017	588 580-598	200PL	PYROL	LABOR DISTRIBUTION	768.77
02	7	2017	588 580-598	300EW	PYROL	90ALL PAYROLL SPREAD	469.57
02	7	2017	588 580-598	300EW	PYROL	LABOR DISTRIBUTION	50.00
02	7	2017	588 580-598	400OL	PYROL	90ALL PAYROLL SPREAD	271.86
02	7	2017	588 580-598	400OL	PYROL	LABOR DISTRIBUTION	150.00
02	8	2017	588 580-598	200PL	PYROL	90ALL PAYROLL SPREAD	615.98
02	8	2017	588 580-598	200PL	PYROL	LABOR DISTRIBUTION	921.55
02	8	2017	588 580-598	300EW	PYROL	90ALL PAYROLL SPREAD	531.98
02	8	2017	588 580-598	300EW	PYROL	LABOR DISTRIBUTION	211.36
02	8	2017	588 580-598	400OL	PYROL	90ALL PAYROLL SPREAD	307.99
02	8	2017	588 580-598	400OL	PYROL	LABOR DISTRIBUTION	225.00
02	9	2017	588 580-598	200PL	PYROL	90ALL PAYROLL SPREAD	470.13
02	9	2017	588 580-598	200PL	PYROL	LABOR DISTRIBUTION	720.76
02	9	2017	588 580-598	300EW	PYROL	90ALL PAYROLL SPREAD	406.02
02	9	2017	588 580-598	300EW	PYROL	LABOR DISTRIBUTION	-
02	9	2017	588 580-598	400OL	PYROL	90ALL PAYROLL SPREAD	235.07
02	9	2017	588 580-598	400OL	PYROL	LABOR DISTRIBUTION	75.00
02	10	2017	588 580-598	200PL	PYROL	90ALL PAYROLL SPREAD	557.50
02	10	2017	588 580-598	200PL	PYROL	LABOR DISTRIBUTION	563.29
02	10	2017	588 580-598	300EW	PYROL	90ALL PAYROLL SPREAD	481.48
02	10	2017	588 580-598	300EW	PYROL	LABOR DISTRIBUTION	136.93
02	10	2017	588 580-598	400OL	PYROL	90ALL PAYROLL SPREAD	278.75
02	10	2017	588 580-598	400OL	PYROL	LABOR DISTRIBUTION	75.00
02	11	2017	588 580-598	200PL	PYROL	90ALL PAYROLL SPREAD	548.09
02	11	2017	588 580-598	200PL	PYROL	LABOR DISTRIBUTION	854.49
02	11	2017	588 580-598	300EW	PYROL	90ALL PAYROLL SPREAD	473.35
02	11	2017	588 580-598	300EW	PYROL	LABOR DISTRIBUTION	-
02	11	2017	588 580-598	400OL	PYROL	90ALL PAYROLL SPREAD	274.04
02	11	2017	588 580-598	400OL	PYROL	LABOR DISTRIBUTION	-
02	12	2017	588 580-598	200PL	PYROL	90ALL PAYROLL SPREAD	442.71
02	12	2017	588 580-598	200PL	PYROL	LABOR DISTRIBUTION	748.24
02	12	2017	588 580-598	300EW	PYROL	90ALL PAYROLL SPREAD	382.33
02	12	2017	588 580-598	300EW	PYROL	LABOR DISTRIBUTION	-
02	12	2017	588 580-598	400OL	PYROL	90ALL PAYROLL SPREAD	221.35
02	12	2017	588 580-598	400OL	PYROL	LABOR DISTRIBUTION	-
02	1	2017	590 580-598	200PL	PYROL	90ALL PAYROLL SPREAD	-
02	1	2017	590 580-598	200PL	PYROL	LABOR DISTRIBUTION	-
02	1	2017	590 580-598	300EW	PYROL	90ALL PAYROLL SPREAD	-
02	1	2017	590 580-598	300EW	PYROL	LABOR DISTRIBUTION	-
02	1	2017	590 580-598	400OL	PYROL	90ALL PAYROLL SPREAD	-
02	1	2017	590 580-598	400OL	PYROL	LABOR DISTRIBUTION	-
02	2	2017	590 580-598	200PL	PYROL	90ALL PAYROLL SPREAD	-
02	2	2017	590 580-598	200PL	PYROL	LABOR DISTRIBUTION	-
02	2	2017	590 580-598	300EW	PYROL	90ALL PAYROLL SPREAD	-
02	2	2017	590 580-598	300EW	PYROL	LABOR DISTRIBUTION	-
02	2	2017	590 580-598	400OL	PYROL	90ALL PAYROLL SPREAD	-
02	2	2017	590 580-598	400OL	PYROL	LABOR DISTRIBUTION	-
02	3	2017	590 580-598	200PL	PYROL	90ALL PAYROLL SPREAD	-
02	3	2017	590 580-598	200PL	PYROL	LABOR DISTRIBUTION	-
02	3	2017	590 580-598	300EW	PYROL	90ALL PAYROLL SPREAD	-



02	1	2017	592 580-598	400OL	PYROL	90ALL PAYROLL SPREAD	-
02	1	2017	592 580-598	400OL	PYROL	LABOR DISTRIBUTION	-
02	2	2017	592 580-598	200PL	PYROL	90ALL PAYROLL SPREAD	-
02	2	2017	592 580-598	200PL	PYROL	LABOR DISTRIBUTION	139.13
02	2	2017	592 580-598	300EW	PYROL	90ALL PAYROLL SPREAD	-
02	2	2017	592 580-598	300EW	PYROL	LABOR DISTRIBUTION	-
02	2	2017	592 580-598	400OL	PYROL	90ALL PAYROLL SPREAD	-
02	2	2017	592 580-598	400OL	PYROL	LABOR DISTRIBUTION	-
02	3	2017	592 580-598	200PL	PYROL	90ALL PAYROLL SPREAD	-
02	3	2017	592 580-598	200PL	PYROL	LABOR DISTRIBUTION	716.82
02	3	2017	592 580-598	300EW	PYROL	90ALL PAYROLL SPREAD	-
02	3	2017	592 580-598	300EW	PYROL	LABOR DISTRIBUTION	186.08
02	3	2017	592 580-598	400OL	PYROL	90ALL PAYROLL SPREAD	-
02	3	2017	592 580-598	400OL	PYROL	LABOR DISTRIBUTION	-
02	4	2017	592 580-598	200PL	PYROL	90ALL PAYROLL SPREAD	-
02	4	2017	592 580-598	200PL	PYROL	LABOR DISTRIBUTION	(4.56)
02	4	2017	592 580-598	300EW	PYROL	90ALL PAYROLL SPREAD	-
02	4	2017	592 580-598	300EW	PYROL	LABOR DISTRIBUTION	-
02	4	2017	592 580-598	400OL	PYROL	90ALL PAYROLL SPREAD	-
02	4	2017	592 580-598	400OL	PYROL	LABOR DISTRIBUTION	111.65
02	5	2017	592 580-598	200PL	PYROL	90ALL PAYROLL SPREAD	-
02	5	2017	592 580-598	200PL	PYROL	LABOR DISTRIBUTION	-
02	5	2017	592 580-598	300EW	PYROL	90ALL PAYROLL SPREAD	-
02	5	2017	592 580-598	300EW	PYROL	LABOR DISTRIBUTION	-
02	5	2017	592 580-598	400OL	PYROL	90ALL PAYROLL SPREAD	-
02	5	2017	592 580-598	400OL	PYROL	LABOR DISTRIBUTION	-
02	6	2017	592 580-598	200PL	PYROL	90ALL PAYROLL SPREAD	-
02	6	2017	592 580-598	200PL	PYROL	LABOR DISTRIBUTION	199.06
02	6	2017	592 580-598	300EW	PYROL	90ALL PAYROLL SPREAD	-
02	6	2017	592 580-598	300EW	PYROL	LABOR DISTRIBUTION	-
02	6	2017	592 580-598	400OL	PYROL	90ALL PAYROLL SPREAD	-
02	6	2017	592 580-598	400OL	PYROL	LABOR DISTRIBUTION	-
02	7	2017	592 580-598	200PL	PYROL	90ALL PAYROLL SPREAD	-
02	7	2017	592 580-598	200PL	PYROL	LABOR DISTRIBUTION	-
02	7	2017	592 580-598	300EW	PYROL	90ALL PAYROLL SPREAD	-
02	7	2017	592 580-598	300EW	PYROL	LABOR DISTRIBUTION	-
02	7	2017	592 580-598	400OL	PYROL	90ALL PAYROLL SPREAD	-
02	7	2017	592 580-598	400OL	PYROL	LABOR DISTRIBUTION	-
02	8	2017	592 580-598	200PL	PYROL	90ALL PAYROLL SPREAD	-
02	8	2017	592 580-598	200PL	PYROL	LABOR DISTRIBUTION	-
02	8	2017	592 580-598	300EW	PYROL	90ALL PAYROLL SPREAD	-
02	8	2017	592 580-598	300EW	PYROL	LABOR DISTRIBUTION	111.65
02	8	2017	592 580-598	400OL	PYROL	90ALL PAYROLL SPREAD	-
02	8	2017	592 580-598	400OL	PYROL	LABOR DISTRIBUTION	74.43
02	9	2017	592 580-598	200PL	PYROL	90ALL PAYROLL SPREAD	-
02	9	2017	592 580-598	200PL	PYROL	LABOR DISTRIBUTION	-
02	9	2017	592 580-598	300EW	PYROL	90ALL PAYROLL SPREAD	-
02	9	2017	592 580-598	300EW	PYROL	LABOR DISTRIBUTION	-
02	9	2017	592 580-598	400OL	PYROL	90ALL PAYROLL SPREAD	-
02	9	2017	592 580-598	400OL	PYROL	LABOR DISTRIBUTION	-
02	10	2017	592 580-598	200PL	PYROL	90ALL PAYROLL SPREAD	-
02	10	2017	592 580-598	200PL	PYROL	LABOR DISTRIBUTION	-
02	10	2017	592 580-598	300EW	PYROL	90ALL PAYROLL SPREAD	-
02	10	2017	592 580-598	300EW	PYROL	LABOR DISTRIBUTION	-
02	10	2017	592 580-598	400OL	PYROL	90ALL PAYROLL SPREAD	-
02	10	2017	592 580-598	400OL	PYROL	LABOR DISTRIBUTION	-
02	11	2017	592 580-598	200PL	PYROL	90ALL PAYROLL SPREAD	-
02	11	2017	592 580-598	200PL	PYROL	LABOR DISTRIBUTION	-
02	11	2017	592 580-598	300EW	PYROL	90ALL PAYROLL SPREAD	-
02	11	2017	592 580-598	300EW	PYROL	LABOR DISTRIBUTION	-
02	11	2017	592 580-598	400OL	PYROL	90ALL PAYROLL SPREAD	-

02	11	2017	592 580-598	400OL	PYROL	LABOR DISTRIBUTION	-
02	12	2017	592 580-598	200PL	PYROL	90ALL PAYROLL SPREAD	-
02	12	2017	592 580-598	200PL	PYROL	LABOR DISTRIBUTION	1,925.95
02	12	2017	592 580-598	300EW	PYROL	90ALL PAYROLL SPREAD	-
02	12	2017	592 580-598	300EW	PYROL	LABOR DISTRIBUTION	757.44
02	12	2017	592 580-598	400OL	PYROL	90ALL PAYROLL SPREAD	-
02	12	2017	592 580-598	400OL	PYROL	LABOR DISTRIBUTION	-
02	1	2017	593 580-598	200PL	PYROL	90ALL PAYROLL SPREAD	77.78
02	1	2017	593 580-598	200PL	PYROL	LABOR DISTRIBUTION	6,595.33
02	1	2017	593 580-598	300EW	PYROL	90ALL PAYROLL SPREAD	67.17
02	1	2017	593 580-598	300EW	PYROL	LABOR DISTRIBUTION	8,060.46
02	1	2017	593 580-598	400OL	PYROL	90ALL PAYROLL SPREAD	38.89
02	1	2017	593 580-598	400OL	PYROL	LABOR DISTRIBUTION	7,902.88
02	2	2017	593 580-598	200PL	PYROL	90ALL PAYROLL SPREAD	-
02	2	2017	593 580-598	200PL	PYROL	LABOR DISTRIBUTION	7,053.05
02	2	2017	593 580-598	300EW	PYROL	90ALL PAYROLL SPREAD	-
02	2	2017	593 580-598	300EW	PYROL	LABOR DISTRIBUTION	9,403.12
02	2	2017	593 580-598	400OL	PYROL	90ALL PAYROLL SPREAD	-
02	2	2017	593 580-598	400OL	PYROL	LABOR DISTRIBUTION	8,259.44
02	3	2017	593 580-598	200PL	PYROL	90ALL PAYROLL SPREAD	-
02	3	2017	593 580-598	200PL	PYROL	LABOR DISTRIBUTION	7,629.01
02	3	2017	593 580-598	300EW	PYROL	90ALL PAYROLL SPREAD	-
02	3	2017	593 580-598	300EW	PYROL	LABOR DISTRIBUTION	7,317.47
02	3	2017	593 580-598	400OL	PYROL	90ALL PAYROLL SPREAD	-
02	3	2017	593 580-598	400OL	PYROL	LABOR DISTRIBUTION	8,511.07
02	4	2017	593 580-598	200PL	PYROL	90ALL PAYROLL SPREAD	-
02	4	2017	593 580-598	200PL	PYROL	LABOR DISTRIBUTION	12,043.24
02	4	2017	593 580-598	300EW	PYROL	90ALL PAYROLL SPREAD	-
02	4	2017	593 580-598	300EW	PYROL	LABOR DISTRIBUTION	6,720.14
02	4	2017	593 580-598	400OL	PYROL	90ALL PAYROLL SPREAD	-
02	4	2017	593 580-598	400OL	PYROL	LABOR DISTRIBUTION	13,495.82
02	5	2017	593 580-598	200PL	PYROL	90ALL PAYROLL SPREAD	-
02	5	2017	593 580-598	200PL	PYROL	LABOR DISTRIBUTION	6,112.93
02	5	2017	593 580-598	300EW	PYROL	90ALL PAYROLL SPREAD	-
02	5	2017	593 580-598	300EW	PYROL	LABOR DISTRIBUTION	4,492.31
02	5	2017	593 580-598	400OL	PYROL	90ALL PAYROLL SPREAD	-
02	5	2017	593 580-598	400OL	PYROL	LABOR DISTRIBUTION	8,343.10
02	6	2017	593 580-598	200PL	PYROL	90ALL PAYROLL SPREAD	-
02	6	2017	593 580-598	200PL	PYROL	LABOR DISTRIBUTION	6,509.90
02	6	2017	593 580-598	300EW	PYROL	90ALL PAYROLL SPREAD	-
02	6	2017	593 580-598	300EW	PYROL	LABOR DISTRIBUTION	5,651.11
02	6	2017	593 580-598	400OL	PYROL	90ALL PAYROLL SPREAD	-
02	6	2017	593 580-598	400OL	PYROL	LABOR DISTRIBUTION	11,769.07
02	7	2017	593 580-598	200PL	PYROL	90ALL PAYROLL SPREAD	-
02	7	2017	593 580-598	200PL	PYROL	LABOR DISTRIBUTION	8,106.11
02	7	2017	593 580-598	300EW	PYROL	90ALL PAYROLL SPREAD	-
02	7	2017	593 580-598	300EW	PYROL	LABOR DISTRIBUTION	7,194.70
02	7	2017	593 580-598	400OL	PYROL	90ALL PAYROLL SPREAD	-
02	7	2017	593 580-598	400OL	PYROL	LABOR DISTRIBUTION	8,296.58
02	8	2017	593 580-598	200PL	PYROL	90ALL PAYROLL SPREAD	-
02	8	2017	593 580-598	200PL	PYROL	LABOR DISTRIBUTION	6,918.82
02	8	2017	593 580-598	300EW	PYROL	90ALL PAYROLL SPREAD	-
02	8	2017	593 580-598	300EW	PYROL	LABOR DISTRIBUTION	5,395.57
02	8	2017	593 580-598	400OL	PYROL	90ALL PAYROLL SPREAD	-
02	8	2017	593 580-598	400OL	PYROL	LABOR DISTRIBUTION	12,517.82
02	9	2017	593 580-598	200PL	PYROL	90ALL PAYROLL SPREAD	-
02	9	2017	593 580-598	200PL	PYROL	LABOR DISTRIBUTION	6,755.81
02	9	2017	593 580-598	300EW	PYROL	90ALL PAYROLL SPREAD	-
02	9	2017	593 580-598	300EW	PYROL	LABOR DISTRIBUTION	5,421.76
02	9	2017	593 580-598	400OL	PYROL	90ALL PAYROLL SPREAD	-
02	9	2017	593 580-598	400OL	PYROL	LABOR DISTRIBUTION	6,239.85

02	10	2017	593 580-598	200PL	PYROL	90ALL PAYROLL SPREAD	-
02	10	2017	593 580-598	200PL	PYROL	LABOR DISTRIBUTION	4,862.30
02	10	2017	593 580-598	300EW	PYROL	90ALL PAYROLL SPREAD	-
02	10	2017	593 580-598	300EW	PYROL	LABOR DISTRIBUTION	8,573.10
02	10	2017	593 580-598	400OL	PYROL	90ALL PAYROLL SPREAD	-
02	10	2017	593 580-598	400OL	PYROL	LABOR DISTRIBUTION	10,362.79
02	11	2017	593 580-598	200PL	PYROL	90ALL PAYROLL SPREAD	-
02	11	2017	593 580-598	200PL	PYROL	LABOR DISTRIBUTION	5,727.64
02	11	2017	593 580-598	300EW	PYROL	90ALL PAYROLL SPREAD	-
02	11	2017	593 580-598	300EW	PYROL	LABOR DISTRIBUTION	12,331.86
02	11	2017	593 580-598	400OL	PYROL	90ALL PAYROLL SPREAD	-
02	11	2017	593 580-598	400OL	PYROL	LABOR DISTRIBUTION	14,395.17
02	12	2017	593 580-598	200PL	PYROL	90ALL PAYROLL SPREAD	-
02	12	2017	593 580-598	200PL	PYROL	LABOR DISTRIBUTION	4,973.69
02	12	2017	593 580-598	300EW	PYROL	90ALL PAYROLL SPREAD	-
02	12	2017	593 580-598	300EW	PYROL	LABOR DISTRIBUTION	6,285.44
02	12	2017	593 580-598	400OL	PYROL	90ALL PAYROLL SPREAD	-
02	12	2017	593 580-598	400OL	PYROL	LABOR DISTRIBUTION	11,866.03
02	1	2017	593.99 580-598	200PL	PYROL	90ALL PAYROLL SPREAD	-
02	1	2017	593.99 580-598	200PL	PYROL	LABOR DISTRIBUTION	-
02	1	2017	593.99 580-598	300EW	PYROL	90ALL PAYROLL SPREAD	-
02	1	2017	593.99 580-598	300EW	PYROL	LABOR DISTRIBUTION	-
02	1	2017	593.99 580-598	400OL	PYROL	90ALL PAYROLL SPREAD	-
02	1	2017	593.99 580-598	400OL	PYROL	LABOR DISTRIBUTION	-
02	2	2017	593.99 580-598	200PL	PYROL	90ALL PAYROLL SPREAD	-
02	2	2017	593.99 580-598	200PL	PYROL	LABOR DISTRIBUTION	-
02	2	2017	593.99 580-598	300EW	PYROL	90ALL PAYROLL SPREAD	-
02	2	2017	593.99 580-598	300EW	PYROL	LABOR DISTRIBUTION	-
02	2	2017	593.99 580-598	400OL	PYROL	90ALL PAYROLL SPREAD	-
02	2	2017	593.99 580-598	400OL	PYROL	LABOR DISTRIBUTION	-
02	3	2017	593.99 580-598	200PL	PYROL	90ALL PAYROLL SPREAD	-
02	3	2017	593.99 580-598	200PL	PYROL	LABOR DISTRIBUTION	-
02	3	2017	593.99 580-598	300EW	PYROL	90ALL PAYROLL SPREAD	-
02	3	2017	593.99 580-598	300EW	PYROL	LABOR DISTRIBUTION	-
02	3	2017	593.99 580-598	400OL	PYROL	90ALL PAYROLL SPREAD	-
02	3	2017	593.99 580-598	400OL	PYROL	LABOR DISTRIBUTION	-
02	3	2017	593.99 580-598	400OL	PYROL	LABOR DISTRIBUTION	-
02	4	2017	593.99 580-598	200PL	PYROL	90ALL PAYROLL SPREAD	-
02	4	2017	593.99 580-598	200PL	PYROL	LABOR DISTRIBUTION	93.70
02	4	2017	593.99 580-598	300EW	PYROL	90ALL PAYROLL SPREAD	-
02	4	2017	593.99 580-598	300EW	PYROL	LABOR DISTRIBUTION	74.43
02	4	2017	593.99 580-598	400OL	PYROL	90ALL PAYROLL SPREAD	-
02	4	2017	593.99 580-598	400OL	PYROL	LABOR DISTRIBUTION	-
02	5	2017	593.99 580-598	200PL	PYROL	90ALL PAYROLL SPREAD	-
02	5	2017	593.99 580-598	200PL	PYROL	LABOR DISTRIBUTION	7.80
02	5	2017	593.99 580-598	300EW	PYROL	90ALL PAYROLL SPREAD	-
02	5	2017	593.99 580-598	300EW	PYROL	LABOR DISTRIBUTION	62.32
02	5	2017	593.99 580-598	400OL	PYROL	90ALL PAYROLL SPREAD	-
02	5	2017	593.99 580-598	400OL	PYROL	LABOR DISTRIBUTION	-
02	6	2017	593.99 580-598	200PL	PYROL	90ALL PAYROLL SPREAD	-
02	6	2017	593.99 580-598	200PL	PYROL	LABOR DISTRIBUTION	-
02	6	2017	593.99 580-598	300EW	PYROL	90ALL PAYROLL SPREAD	-
02	6	2017	593.99 580-598	300EW	PYROL	LABOR DISTRIBUTION	-
02	6	2017	593.99 580-598	400OL	PYROL	90ALL PAYROLL SPREAD	-
02	6	2017	593.99 580-598	400OL	PYROL	LABOR DISTRIBUTION	-
02	6	2017	593.99 580-598	400OL	PYROL	LABOR DISTRIBUTION	-
02	7	2017	593.99 580-598	200PL	PYROL	90ALL PAYROLL SPREAD	-
02	7	2017	593.99 580-598	200PL	PYROL	LABOR DISTRIBUTION	205.35
02	7	2017	593.99 580-598	300EW	PYROL	90ALL PAYROLL SPREAD	-
02	7	2017	593.99 580-598	300EW	PYROL	LABOR DISTRIBUTION	-
02	7	2017	593.99 580-598	400OL	PYROL	90ALL PAYROLL SPREAD	-
02	7	2017	593.99 580-598	400OL	PYROL	LABOR DISTRIBUTION	-
02	8	2017	593.99 580-598	200PL	PYROL	90ALL PAYROLL SPREAD	-















02	9	2017	901 901-905	200PL	PYROL	LABOR DISTRIBUTION	-
02	9	2017	901 901-905	300EW	PYROL	90ALL PAYROLL SPREAD	-
02	9	2017	901 901-905	300EW	PYROL	LABOR DISTRIBUTION	-
02	9	2017	901 901-905	400OL	PYROL	90ALL PAYROLL SPREAD	-
02	9	2017	901 901-905	400OL	PYROL	LABOR DISTRIBUTION	-
02	10	2017	901 901-905	200PL	PYROL	90ALL PAYROLL SPREAD	-
02	10	2017	901 901-905	200PL	PYROL	LABOR DISTRIBUTION	-
02	10	2017	901 901-905	300EW	PYROL	90ALL PAYROLL SPREAD	-
02	10	2017	901 901-905	300EW	PYROL	LABOR DISTRIBUTION	-
02	10	2017	901 901-905	400OL	PYROL	90ALL PAYROLL SPREAD	-
02	10	2017	901 901-905	400OL	PYROL	LABOR DISTRIBUTION	-
02	11	2017	901 901-905	200PL	PYROL	90ALL PAYROLL SPREAD	-
02	11	2017	901 901-905	200PL	PYROL	LABOR DISTRIBUTION	-
02	11	2017	901 901-905	300EW	PYROL	90ALL PAYROLL SPREAD	-
02	11	2017	901 901-905	300EW	PYROL	LABOR DISTRIBUTION	-
02	11	2017	901 901-905	400OL	PYROL	90ALL PAYROLL SPREAD	-
02	11	2017	901 901-905	400OL	PYROL	LABOR DISTRIBUTION	-
02	12	2017	901 901-905	200PL	PYROL	90ALL PAYROLL SPREAD	-
02	12	2017	901 901-905	200PL	PYROL	LABOR DISTRIBUTION	-
02	12	2017	901 901-905	300EW	PYROL	90ALL PAYROLL SPREAD	-
02	12	2017	901 901-905	300EW	PYROL	LABOR DISTRIBUTION	-
02	12	2017	901 901-905	400OL	PYROL	90ALL PAYROLL SPREAD	-
02	12	2017	901 901-905	400OL	PYROL	LABOR DISTRIBUTION	-
02	1	2017	902 901-905	200PL	PYROL	90ALL PAYROLL SPREAD	-
02	1	2017	902 901-905	200PL	PYROL	LABOR DISTRIBUTION	95.14
02	1	2017	902 901-905	300EW	PYROL	90ALL PAYROLL SPREAD	-
02	1	2017	902 901-905	300EW	PYROL	LABOR DISTRIBUTION	50.61
02	1	2017	902 901-905	400OL	PYROL	90ALL PAYROLL SPREAD	-
02	1	2017	902 901-905	400OL	PYROL	LABOR DISTRIBUTION	380.56
02	2	2017	902 901-905	200PL	PYROL	90ALL PAYROLL SPREAD	-
02	2	2017	902 901-905	200PL	PYROL	LABOR DISTRIBUTION	-
02	2	2017	902 901-905	300EW	PYROL	90ALL PAYROLL SPREAD	-
02	2	2017	902 901-905	300EW	PYROL	LABOR DISTRIBUTION	-
02	2	2017	902 901-905	400OL	PYROL	90ALL PAYROLL SPREAD	-
02	2	2017	902 901-905	400OL	PYROL	LABOR DISTRIBUTION	190.28
02	3	2017	902 901-905	200PL	PYROL	90ALL PAYROLL SPREAD	-
02	3	2017	902 901-905	200PL	PYROL	LABOR DISTRIBUTION	92.28
02	3	2017	902 901-905	300EW	PYROL	90ALL PAYROLL SPREAD	-
02	3	2017	902 901-905	300EW	PYROL	LABOR DISTRIBUTION	446.59
02	3	2017	902 901-905	400OL	PYROL	90ALL PAYROLL SPREAD	-
02	3	2017	902 901-905	400OL	PYROL	LABOR DISTRIBUTION	227.50
02	4	2017	902 901-905	200PL	PYROL	90ALL PAYROLL SPREAD	-
02	4	2017	902 901-905	200PL	PYROL	LABOR DISTRIBUTION	-
02	4	2017	902 901-905	300EW	PYROL	90ALL PAYROLL SPREAD	-
02	4	2017	902 901-905	300EW	PYROL	LABOR DISTRIBUTION	-
02	4	2017	902 901-905	400OL	PYROL	90ALL PAYROLL SPREAD	-
02	4	2017	902 901-905	400OL	PYROL	LABOR DISTRIBUTION	190.28
02	5	2017	902 901-905	200PL	PYROL	90ALL PAYROLL SPREAD	-
02	5	2017	902 901-905	200PL	PYROL	LABOR DISTRIBUTION	59.55
02	5	2017	902 901-905	300EW	PYROL	90ALL PAYROLL SPREAD	-
02	5	2017	902 901-905	300EW	PYROL	LABOR DISTRIBUTION	-
02	5	2017	902 901-905	400OL	PYROL	90ALL PAYROLL SPREAD	-
02	5	2017	902 901-905	400OL	PYROL	LABOR DISTRIBUTION	190.28
02	6	2017	902 901-905	200PL	PYROL	90ALL PAYROLL SPREAD	-
02	6	2017	902 901-905	200PL	PYROL	LABOR DISTRIBUTION	-
02	6	2017	902 901-905	300EW	PYROL	90ALL PAYROLL SPREAD	-
02	6	2017	902 901-905	300EW	PYROL	LABOR DISTRIBUTION	23.79
02	6	2017	902 901-905	400OL	PYROL	90ALL PAYROLL SPREAD	-
02	6	2017	902 901-905	400OL	PYROL	LABOR DISTRIBUTION	190.28
02	7	2017	902 901-905	200PL	PYROL	90ALL PAYROLL SPREAD	-
02	7	2017	902 901-905	200PL	PYROL	LABOR DISTRIBUTION	-

02	7	2017	902 901-905	300EW	PYROL	90ALL PAYROLL SPREAD	-
02	7	2017	902 901-905	300EW	PYROL	LABOR DISTRIBUTION	-
02	7	2017	902 901-905	400OL	PYROL	90ALL PAYROLL SPREAD	-
02	7	2017	902 901-905	400OL	PYROL	LABOR DISTRIBUTION	142.71
02	8	2017	902 901-905	200PL	PYROL	90ALL PAYROLL SPREAD	-
02	8	2017	902 901-905	200PL	PYROL	LABOR DISTRIBUTION	-
02	8	2017	902 901-905	300EW	PYROL	90ALL PAYROLL SPREAD	-
02	8	2017	902 901-905	300EW	PYROL	LABOR DISTRIBUTION	-
02	8	2017	902 901-905	400OL	PYROL	90ALL PAYROLL SPREAD	-
02	8	2017	902 901-905	400OL	PYROL	LABOR DISTRIBUTION	142.71
02	9	2017	902 901-905	200PL	PYROL	90ALL PAYROLL SPREAD	-
02	9	2017	902 901-905	200PL	PYROL	LABOR DISTRIBUTION	-
02	9	2017	902 901-905	300EW	PYROL	90ALL PAYROLL SPREAD	-
02	9	2017	902 901-905	300EW	PYROL	LABOR DISTRIBUTION	-
02	9	2017	902 901-905	400OL	PYROL	90ALL PAYROLL SPREAD	-
02	9	2017	902 901-905	400OL	PYROL	LABOR DISTRIBUTION	118.93
02	10	2017	902 901-905	200PL	PYROL	90ALL PAYROLL SPREAD	-
02	10	2017	902 901-905	200PL	PYROL	LABOR DISTRIBUTION	-
02	10	2017	902 901-905	300EW	PYROL	90ALL PAYROLL SPREAD	-
02	10	2017	902 901-905	300EW	PYROL	LABOR DISTRIBUTION	-
02	10	2017	902 901-905	400OL	PYROL	90ALL PAYROLL SPREAD	-
02	10	2017	902 901-905	400OL	PYROL	LABOR DISTRIBUTION	118.93
02	11	2017	902 901-905	200PL	PYROL	90ALL PAYROLL SPREAD	-
02	11	2017	902 901-905	200PL	PYROL	LABOR DISTRIBUTION	37.96
02	11	2017	902 901-905	300EW	PYROL	90ALL PAYROLL SPREAD	-
02	11	2017	902 901-905	300EW	PYROL	LABOR DISTRIBUTION	-
02	11	2017	902 901-905	400OL	PYROL	90ALL PAYROLL SPREAD	-
02	11	2017	902 901-905	400OL	PYROL	LABOR DISTRIBUTION	97.18
02	12	2017	902 901-905	200PL	PYROL	90ALL PAYROLL SPREAD	-
02	12	2017	902 901-905	200PL	PYROL	LABOR DISTRIBUTION	-
02	12	2017	902 901-905	300EW	PYROL	90ALL PAYROLL SPREAD	-
02	12	2017	902 901-905	300EW	PYROL	LABOR DISTRIBUTION	-
02	12	2017	902 901-905	400OL	PYROL	90ALL PAYROLL SPREAD	-
02	12	2017	902 901-905	400OL	PYROL	LABOR DISTRIBUTION	-
02	1	2017	903 901-905	200PL	PYROL	90ALL PAYROLL SPREAD	3,314.88
02	1	2017	903 901-905	200PL	PYROL	LABOR DISTRIBUTION	173.79
02	1	2017	903 901-905	300EW	PYROL	90ALL PAYROLL SPREAD	2,862.85
02	1	2017	903 901-905	300EW	PYROL	LABOR DISTRIBUTION	198.39
02	1	2017	903 901-905	400OL	PYROL	90ALL PAYROLL SPREAD	1,657.44
02	1	2017	903 901-905	400OL	PYROL	LABOR DISTRIBUTION	707.95
02	2	2017	903 901-905	200PL	PYROL	90ALL PAYROLL SPREAD	3,147.25
02	2	2017	903 901-905	200PL	PYROL	LABOR DISTRIBUTION	155.88
02	2	2017	903 901-905	300EW	PYROL	90ALL PAYROLL SPREAD	2,718.07
02	2	2017	903 901-905	300EW	PYROL	LABOR DISTRIBUTION	305.92
02	2	2017	903 901-905	400OL	PYROL	90ALL PAYROLL SPREAD	1,573.62
02	2	2017	903 901-905	400OL	PYROL	LABOR DISTRIBUTION	651.57
02	3	2017	903 901-905	200PL	PYROL	90ALL PAYROLL SPREAD	3,674.36
02	3	2017	903 901-905	200PL	PYROL	LABOR DISTRIBUTION	780.05
02	3	2017	903 901-905	300EW	PYROL	90ALL PAYROLL SPREAD	3,173.31
02	3	2017	903 901-905	300EW	PYROL	LABOR DISTRIBUTION	378.45
02	3	2017	903 901-905	400OL	PYROL	90ALL PAYROLL SPREAD	1,837.18
02	3	2017	903 901-905	400OL	PYROL	LABOR DISTRIBUTION	865.04
02	4	2017	903 901-905	200PL	PYROL	90ALL PAYROLL SPREAD	3,078.30
02	4	2017	903 901-905	200PL	PYROL	LABOR DISTRIBUTION	516.68
02	4	2017	903 901-905	300EW	PYROL	90ALL PAYROLL SPREAD	2,658.53
02	4	2017	903 901-905	300EW	PYROL	LABOR DISTRIBUTION	89.72
02	4	2017	903 901-905	400OL	PYROL	90ALL PAYROLL SPREAD	1,539.15
02	4	2017	903 901-905	400OL	PYROL	LABOR DISTRIBUTION	721.32
02	5	2017	903 901-905	200PL	PYROL	90ALL PAYROLL SPREAD	3,299.05
02	5	2017	903 901-905	200PL	PYROL	LABOR DISTRIBUTION	532.52
02	5	2017	903 901-905	300EW	PYROL	90ALL PAYROLL SPREAD	2,849.18

02	5	2017	903 901-905	300EW	PYROL	LABOR DISTRIBUTION	273.98
02	5	2017	903 901-905	400OL	PYROL	90ALL PAYROLL SPREAD	1,649.53
02	5	2017	903 901-905	400OL	PYROL	LABOR DISTRIBUTION	482.51
02	6	2017	903 901-905	200PL	PYROL	90ALL PAYROLL SPREAD	3,212.34
02	6	2017	903 901-905	200PL	PYROL	LABOR DISTRIBUTION	420.38
02	6	2017	903 901-905	300EW	PYROL	90ALL PAYROLL SPREAD	2,774.30
02	6	2017	903 901-905	300EW	PYROL	LABOR DISTRIBUTION	422.69
02	6	2017	903 901-905	400OL	PYROL	90ALL PAYROLL SPREAD	1,606.17
02	6	2017	903 901-905	400OL	PYROL	LABOR DISTRIBUTION	478.11
02	7	2017	903 901-905	200PL	PYROL	90ALL PAYROLL SPREAD	3,130.91
02	7	2017	903 901-905	200PL	PYROL	LABOR DISTRIBUTION	345.44
02	7	2017	903 901-905	300EW	PYROL	90ALL PAYROLL SPREAD	2,703.96
02	7	2017	903 901-905	300EW	PYROL	LABOR DISTRIBUTION	331.54
02	7	2017	903 901-905	400OL	PYROL	90ALL PAYROLL SPREAD	1,565.45
02	7	2017	903 901-905	400OL	PYROL	LABOR DISTRIBUTION	726.73
02	8	2017	903 901-905	200PL	PYROL	90ALL PAYROLL SPREAD	3,603.74
02	8	2017	903 901-905	200PL	PYROL	LABOR DISTRIBUTION	783.09
02	8	2017	903 901-905	300EW	PYROL	90ALL PAYROLL SPREAD	3,112.31
02	8	2017	903 901-905	300EW	PYROL	LABOR DISTRIBUTION	241.96
02	8	2017	903 901-905	400OL	PYROL	90ALL PAYROLL SPREAD	1,801.86
02	8	2017	903 901-905	400OL	PYROL	LABOR DISTRIBUTION	898.09
02	9	2017	903 901-905	200PL	PYROL	90ALL PAYROLL SPREAD	2,358.79
02	9	2017	903 901-905	200PL	PYROL	LABOR DISTRIBUTION	362.57
02	9	2017	903 901-905	300EW	PYROL	90ALL PAYROLL SPREAD	2,037.14
02	9	2017	903 901-905	300EW	PYROL	LABOR DISTRIBUTION	132.26
02	9	2017	903 901-905	400OL	PYROL	90ALL PAYROLL SPREAD	1,179.40
02	9	2017	903 901-905	400OL	PYROL	LABOR DISTRIBUTION	374.81
02	10	2017	903 901-905	200PL	PYROL	90ALL PAYROLL SPREAD	3,339.45
02	10	2017	903 901-905	200PL	PYROL	LABOR DISTRIBUTION	505.19
02	10	2017	903 901-905	300EW	PYROL	90ALL PAYROLL SPREAD	2,884.06
02	10	2017	903 901-905	300EW	PYROL	LABOR DISTRIBUTION	258.29
02	10	2017	903 901-905	400OL	PYROL	90ALL PAYROLL SPREAD	1,669.72
02	10	2017	903 901-905	400OL	PYROL	LABOR DISTRIBUTION	785.75
02	11	2017	903 901-905	200PL	PYROL	90ALL PAYROLL SPREAD	3,038.32
02	11	2017	903 901-905	200PL	PYROL	LABOR DISTRIBUTION	503.81
02	11	2017	903 901-905	300EW	PYROL	90ALL PAYROLL SPREAD	2,624.00
02	11	2017	903 901-905	300EW	PYROL	LABOR DISTRIBUTION	182.04
02	11	2017	903 901-905	400OL	PYROL	90ALL PAYROLL SPREAD	1,519.16
02	11	2017	903 901-905	400OL	PYROL	LABOR DISTRIBUTION	885.68
02	12	2017	903 901-905	200PL	PYROL	90ALL PAYROLL SPREAD	3,069.84
02	12	2017	903 901-905	200PL	PYROL	LABOR DISTRIBUTION	348.06
02	12	2017	903 901-905	300EW	PYROL	90ALL PAYROLL SPREAD	2,651.21
02	12	2017	903 901-905	300EW	PYROL	LABOR DISTRIBUTION	132.84
02	12	2017	903 901-905	400OL	PYROL	90ALL PAYROLL SPREAD	1,534.91
02	12	2017	903 901-905	400OL	PYROL	LABOR DISTRIBUTION	737.16
02	1	2017	907 907-910	200PL	PYROL	90ALL PAYROLL SPREAD	-
02	1	2017	907 907-910	200PL	PYROL	LABOR DISTRIBUTION	-
02	1	2017	907 907-910	300EW	PYROL	90ALL PAYROLL SPREAD	-
02	1	2017	907 907-910	300EW	PYROL	LABOR DISTRIBUTION	-
02	1	2017	907 907-910	400OL	PYROL	90ALL PAYROLL SPREAD	-
02	1	2017	907 907-910	400OL	PYROL	LABOR DISTRIBUTION	-
02	2	2017	907 907-910	200PL	PYROL	90ALL PAYROLL SPREAD	-
02	2	2017	907 907-910	200PL	PYROL	LABOR DISTRIBUTION	-
02	2	2017	907 907-910	300EW	PYROL	90ALL PAYROLL SPREAD	-
02	2	2017	907 907-910	300EW	PYROL	LABOR DISTRIBUTION	-
02	2	2017	907 907-910	400OL	PYROL	90ALL PAYROLL SPREAD	-
02	2	2017	907 907-910	400OL	PYROL	LABOR DISTRIBUTION	-
02	3	2017	907 907-910	200PL	PYROL	90ALL PAYROLL SPREAD	-
02	3	2017	907 907-910	200PL	PYROL	LABOR DISTRIBUTION	-
02	3	2017	907 907-910	300EW	PYROL	90ALL PAYROLL SPREAD	-
02	3	2017	907 907-910	300EW	PYROL	LABOR DISTRIBUTION	-





02	1	2017	908 907-910	400OL	PYROL	LABOR DISTRIBUTION	-
02	2	2017	908 907-910	200PL	PYROL	90ALL PAYROLL SPREAD	816.12
02	2	2017	908 907-910	200PL	PYROL	LABOR DISTRIBUTION	-
02	2	2017	908 907-910	300EW	PYROL	90ALL PAYROLL SPREAD	704.82
02	2	2017	908 907-910	300EW	PYROL	LABOR DISTRIBUTION	148.86
02	2	2017	908 907-910	400OL	PYROL	90ALL PAYROLL SPREAD	408.05
02	2	2017	908 907-910	400OL	PYROL	LABOR DISTRIBUTION	-
02	3	2017	908 907-910	200PL	PYROL	90ALL PAYROLL SPREAD	1,215.52
02	3	2017	908 907-910	200PL	PYROL	LABOR DISTRIBUTION	-
02	3	2017	908 907-910	300EW	PYROL	90ALL PAYROLL SPREAD	1,049.77
02	3	2017	908 907-910	300EW	PYROL	LABOR DISTRIBUTION	1,285.30
02	3	2017	908 907-910	400OL	PYROL	90ALL PAYROLL SPREAD	607.76
02	3	2017	908 907-910	400OL	PYROL	LABOR DISTRIBUTION	-
02	4	2017	908 907-910	200PL	PYROL	90ALL PAYROLL SPREAD	716.99
02	4	2017	908 907-910	200PL	PYROL	LABOR DISTRIBUTION	1,456.03
02	4	2017	908 907-910	300EW	PYROL	90ALL PAYROLL SPREAD	619.22
02	4	2017	908 907-910	300EW	PYROL	LABOR DISTRIBUTION	857.68
02	4	2017	908 907-910	400OL	PYROL	90ALL PAYROLL SPREAD	358.50
02	4	2017	908 907-910	400OL	PYROL	LABOR DISTRIBUTION	-
02	5	2017	908 907-910	200PL	PYROL	90ALL PAYROLL SPREAD	493.45
02	5	2017	908 907-910	200PL	PYROL	LABOR DISTRIBUTION	11.71
02	5	2017	908 907-910	300EW	PYROL	90ALL PAYROLL SPREAD	426.15
02	5	2017	908 907-910	300EW	PYROL	LABOR DISTRIBUTION	-
02	5	2017	908 907-910	400OL	PYROL	90ALL PAYROLL SPREAD	246.72
02	5	2017	908 907-910	400OL	PYROL	LABOR DISTRIBUTION	-
02	6	2017	908 907-910	200PL	PYROL	90ALL PAYROLL SPREAD	972.65
02	6	2017	908 907-910	200PL	PYROL	LABOR DISTRIBUTION	-
02	6	2017	908 907-910	300EW	PYROL	90ALL PAYROLL SPREAD	840.02
02	6	2017	908 907-910	300EW	PYROL	LABOR DISTRIBUTION	-
02	6	2017	908 907-910	400OL	PYROL	90ALL PAYROLL SPREAD	486.33
02	6	2017	908 907-910	400OL	PYROL	LABOR DISTRIBUTION	-
02	7	2017	908 907-910	200PL	PYROL	90ALL PAYROLL SPREAD	1,141.19
02	7	2017	908 907-910	200PL	PYROL	LABOR DISTRIBUTION	-
02	7	2017	908 907-910	300EW	PYROL	90ALL PAYROLL SPREAD	985.57
02	7	2017	908 907-910	300EW	PYROL	LABOR DISTRIBUTION	122.00
02	7	2017	908 907-910	400OL	PYROL	90ALL PAYROLL SPREAD	570.59
02	7	2017	908 907-910	400OL	PYROL	LABOR DISTRIBUTION	-
02	8	2017	908 907-910	200PL	PYROL	90ALL PAYROLL SPREAD	1,093.33
02	8	2017	908 907-910	200PL	PYROL	LABOR DISTRIBUTION	-
02	8	2017	908 907-910	300EW	PYROL	90ALL PAYROLL SPREAD	944.24
02	8	2017	908 907-910	300EW	PYROL	LABOR DISTRIBUTION	225.94
02	8	2017	908 907-910	400OL	PYROL	90ALL PAYROLL SPREAD	546.66
02	8	2017	908 907-910	400OL	PYROL	LABOR DISTRIBUTION	-
02	9	2017	908 907-910	200PL	PYROL	90ALL PAYROLL SPREAD	298.75
02	9	2017	908 907-910	200PL	PYROL	LABOR DISTRIBUTION	-
02	9	2017	908 907-910	300EW	PYROL	90ALL PAYROLL SPREAD	258.01
02	9	2017	908 907-910	300EW	PYROL	LABOR DISTRIBUTION	-
02	9	2017	908 907-910	400OL	PYROL	90ALL PAYROLL SPREAD	149.37
02	9	2017	908 907-910	400OL	PYROL	LABOR DISTRIBUTION	371.18
02	10	2017	908 907-910	200PL	PYROL	90ALL PAYROLL SPREAD	465.35
02	10	2017	908 907-910	200PL	PYROL	LABOR DISTRIBUTION	-
02	10	2017	908 907-910	300EW	PYROL	90ALL PAYROLL SPREAD	401.89
02	10	2017	908 907-910	300EW	PYROL	LABOR DISTRIBUTION	550.58
02	10	2017	908 907-910	400OL	PYROL	90ALL PAYROLL SPREAD	232.67
02	10	2017	908 907-910	400OL	PYROL	LABOR DISTRIBUTION	184.34
02	11	2017	908 907-910	200PL	PYROL	90ALL PAYROLL SPREAD	430.07
02	11	2017	908 907-910	200PL	PYROL	LABOR DISTRIBUTION	869.24
02	11	2017	908 907-910	300EW	PYROL	90ALL PAYROLL SPREAD	371.42
02	11	2017	908 907-910	300EW	PYROL	LABOR DISTRIBUTION	591.36
02	11	2017	908 907-910	400OL	PYROL	90ALL PAYROLL SPREAD	215.03
02	11	2017	908 907-910	400OL	PYROL	LABOR DISTRIBUTION	-

02	12	2017	908 907-910	200PL	PYROL	90ALL PAYROLL SPREAD	278.50
02	12	2017	908 907-910	200PL	PYROL	LABOR DISTRIBUTION	314.83
02	12	2017	908 907-910	300EW	PYROL	90ALL PAYROLL SPREAD	240.51
02	12	2017	908 907-910	300EW	PYROL	LABOR DISTRIBUTION	-
02	12	2017	908 907-910	400OL	PYROL	90ALL PAYROLL SPREAD	139.24
02	12	2017	908 907-910	400OL	PYROL	LABOR DISTRIBUTION	-
02	1	2017	909 907-910	200PL	PYROL	90ALL PAYROLL SPREAD	140.79
02	1	2017	909 907-910	200PL	PYROL	LABOR DISTRIBUTION	-
02	1	2017	909 907-910	300EW	PYROL	90ALL PAYROLL SPREAD	121.58
02	1	2017	909 907-910	300EW	PYROL	LABOR DISTRIBUTION	-
02	1	2017	909 907-910	400OL	PYROL	90ALL PAYROLL SPREAD	70.39
02	1	2017	909 907-910	400OL	PYROL	LABOR DISTRIBUTION	-
02	2	2017	909 907-910	200PL	PYROL	90ALL PAYROLL SPREAD	233.85
02	2	2017	909 907-910	200PL	PYROL	LABOR DISTRIBUTION	-
02	2	2017	909 907-910	300EW	PYROL	90ALL PAYROLL SPREAD	201.97
02	2	2017	909 907-910	300EW	PYROL	LABOR DISTRIBUTION	-
02	2	2017	909 907-910	400OL	PYROL	90ALL PAYROLL SPREAD	116.93
02	2	2017	909 907-910	400OL	PYROL	LABOR DISTRIBUTION	-
02	3	2017	909 907-910	200PL	PYROL	90ALL PAYROLL SPREAD	79.07
02	3	2017	909 907-910	200PL	PYROL	LABOR DISTRIBUTION	-
02	3	2017	909 907-910	300EW	PYROL	90ALL PAYROLL SPREAD	68.29
02	3	2017	909 907-910	300EW	PYROL	LABOR DISTRIBUTION	-
02	3	2017	909 907-910	400OL	PYROL	90ALL PAYROLL SPREAD	39.53
02	3	2017	909 907-910	400OL	PYROL	LABOR DISTRIBUTION	-
02	4	2017	909 907-910	200PL	PYROL	90ALL PAYROLL SPREAD	319.18
02	4	2017	909 907-910	200PL	PYROL	LABOR DISTRIBUTION	-
02	4	2017	909 907-910	300EW	PYROL	90ALL PAYROLL SPREAD	275.65
02	4	2017	909 907-910	300EW	PYROL	LABOR DISTRIBUTION	-
02	4	2017	909 907-910	400OL	PYROL	90ALL PAYROLL SPREAD	159.59
02	4	2017	909 907-910	400OL	PYROL	LABOR DISTRIBUTION	-
02	5	2017	909 907-910	200PL	PYROL	90ALL PAYROLL SPREAD	104.69
02	5	2017	909 907-910	200PL	PYROL	LABOR DISTRIBUTION	-
02	5	2017	909 907-910	300EW	PYROL	90ALL PAYROLL SPREAD	90.41
02	5	2017	909 907-910	300EW	PYROL	LABOR DISTRIBUTION	-
02	5	2017	909 907-910	400OL	PYROL	90ALL PAYROLL SPREAD	52.34
02	5	2017	909 907-910	400OL	PYROL	LABOR DISTRIBUTION	-
02	6	2017	909 907-910	200PL	PYROL	90ALL PAYROLL SPREAD	112.23
02	6	2017	909 907-910	200PL	PYROL	LABOR DISTRIBUTION	-
02	6	2017	909 907-910	300EW	PYROL	90ALL PAYROLL SPREAD	96.92
02	6	2017	909 907-910	300EW	PYROL	LABOR DISTRIBUTION	-
02	6	2017	909 907-910	400OL	PYROL	90ALL PAYROLL SPREAD	56.11
02	6	2017	909 907-910	400OL	PYROL	LABOR DISTRIBUTION	-
02	7	2017	909 907-910	200PL	PYROL	90ALL PAYROLL SPREAD	154.65
02	7	2017	909 907-910	200PL	PYROL	LABOR DISTRIBUTION	-
02	7	2017	909 907-910	300EW	PYROL	90ALL PAYROLL SPREAD	133.56
02	7	2017	909 907-910	300EW	PYROL	LABOR DISTRIBUTION	-
02	7	2017	909 907-910	400OL	PYROL	90ALL PAYROLL SPREAD	77.33
02	7	2017	909 907-910	400OL	PYROL	LABOR DISTRIBUTION	-
02	8	2017	909 907-910	200PL	PYROL	90ALL PAYROLL SPREAD	121.18
02	8	2017	909 907-910	200PL	PYROL	LABOR DISTRIBUTION	-
02	8	2017	909 907-910	300EW	PYROL	90ALL PAYROLL SPREAD	104.64
02	8	2017	909 907-910	300EW	PYROL	LABOR DISTRIBUTION	-
02	8	2017	909 907-910	400OL	PYROL	90ALL PAYROLL SPREAD	60.58
02	8	2017	909 907-910	400OL	PYROL	LABOR DISTRIBUTION	-
02	9	2017	909 907-910	200PL	PYROL	90ALL PAYROLL SPREAD	(5.96)
02	9	2017	909 907-910	200PL	PYROL	LABOR DISTRIBUTION	-
02	9	2017	909 907-910	300EW	PYROL	90ALL PAYROLL SPREAD	(5.15)
02	9	2017	909 907-910	300EW	PYROL	LABOR DISTRIBUTION	-
02	9	2017	909 907-910	400OL	PYROL	90ALL PAYROLL SPREAD	(2.98)
02	9	2017	909 907-910	400OL	PYROL	LABOR DISTRIBUTION	-
02	10	2017	909 907-910	200PL	PYROL	90ALL PAYROLL SPREAD	66.40

02	10	2017	909 907-910	200PL	PYROL	LABOR DISTRIBUTION	-
02	10	2017	909 907-910	300EW	PYROL	90ALL PAYROLL SPREAD	57.33
02	10	2017	909 907-910	300EW	PYROL	LABOR DISTRIBUTION	-
02	10	2017	909 907-910	400OL	PYROL	90ALL PAYROLL SPREAD	33.19
02	10	2017	909 907-910	400OL	PYROL	LABOR DISTRIBUTION	-
02	11	2017	909 907-910	200PL	PYROL	90ALL PAYROLL SPREAD	73.85
02	11	2017	909 907-910	200PL	PYROL	LABOR DISTRIBUTION	-
02	11	2017	909 907-910	300EW	PYROL	90ALL PAYROLL SPREAD	63.78
02	11	2017	909 907-910	300EW	PYROL	LABOR DISTRIBUTION	-
02	11	2017	909 907-910	400OL	PYROL	90ALL PAYROLL SPREAD	36.93
02	11	2017	909 907-910	400OL	PYROL	LABOR DISTRIBUTION	-
02	12	2017	909 907-910	200PL	PYROL	90ALL PAYROLL SPREAD	19.01
02	12	2017	909 907-910	200PL	PYROL	LABOR DISTRIBUTION	-
02	12	2017	909 907-910	300EW	PYROL	90ALL PAYROLL SPREAD	16.42
02	12	2017	909 907-910	300EW	PYROL	LABOR DISTRIBUTION	-
02	12	2017	909 907-910	400OL	PYROL	90ALL PAYROLL SPREAD	9.51
02	12	2017	909 907-910	400OL	PYROL	LABOR DISTRIBUTION	-
02	1	2017	920 920-932	200PL	PYROL	90ALL PAYROLL SPREAD	6,861.92
02	1	2017	920 920-932	200PL	PYROL	LABOR DISTRIBUTION	-
02	1	2017	920 920-932	300EW	PYROL	90ALL PAYROLL SPREAD	5,926.20
02	1	2017	920 920-932	300EW	PYROL	LABOR DISTRIBUTION	-
02	1	2017	920 920-932	400OL	PYROL	90ALL PAYROLL SPREAD	3,430.96
02	1	2017	920 920-932	400OL	PYROL	LABOR DISTRIBUTION	-
02	2	2017	920 920-932	200PL	PYROL	90ALL PAYROLL SPREAD	6,125.44
02	2	2017	920 920-932	200PL	PYROL	LABOR DISTRIBUTION	92.28
02	2	2017	920 920-932	300EW	PYROL	90ALL PAYROLL SPREAD	5,290.14
02	2	2017	920 920-932	300EW	PYROL	LABOR DISTRIBUTION	-
02	2	2017	920 920-932	400OL	PYROL	90ALL PAYROLL SPREAD	3,062.71
02	2	2017	920 920-932	400OL	PYROL	LABOR DISTRIBUTION	-
02	3	2017	920 920-932	200PL	PYROL	90ALL PAYROLL SPREAD	6,203.47
02	3	2017	920 920-932	200PL	PYROL	LABOR DISTRIBUTION	-
02	3	2017	920 920-932	300EW	PYROL	90ALL PAYROLL SPREAD	5,357.55
02	3	2017	920 920-932	300EW	PYROL	LABOR DISTRIBUTION	-
02	3	2017	920 920-932	400OL	PYROL	90ALL PAYROLL SPREAD	3,101.74
02	3	2017	920 920-932	400OL	PYROL	LABOR DISTRIBUTION	-
02	4	2017	920 920-932	200PL	PYROL	90ALL PAYROLL SPREAD	6,079.69
02	4	2017	920 920-932	200PL	PYROL	LABOR DISTRIBUTION	-
02	4	2017	920 920-932	300EW	PYROL	90ALL PAYROLL SPREAD	5,250.64
02	4	2017	920 920-932	300EW	PYROL	LABOR DISTRIBUTION	-
02	4	2017	920 920-932	400OL	PYROL	90ALL PAYROLL SPREAD	3,039.84
02	4	2017	920 920-932	400OL	PYROL	LABOR DISTRIBUTION	-
02	5	2017	920 920-932	200PL	PYROL	90ALL PAYROLL SPREAD	6,044.82
02	5	2017	920 920-932	200PL	PYROL	LABOR DISTRIBUTION	-
02	5	2017	920 920-932	300EW	PYROL	90ALL PAYROLL SPREAD	5,220.52
02	5	2017	920 920-932	300EW	PYROL	LABOR DISTRIBUTION	-
02	5	2017	920 920-932	400OL	PYROL	90ALL PAYROLL SPREAD	3,022.41
02	5	2017	920 920-932	400OL	PYROL	LABOR DISTRIBUTION	-
02	6	2017	920 920-932	200PL	PYROL	90ALL PAYROLL SPREAD	5,025.98
02	6	2017	920 920-932	200PL	PYROL	LABOR DISTRIBUTION	-
02	6	2017	920 920-932	300EW	PYROL	90ALL PAYROLL SPREAD	4,340.62
02	6	2017	920 920-932	300EW	PYROL	LABOR DISTRIBUTION	-
02	6	2017	920 920-932	400OL	PYROL	90ALL PAYROLL SPREAD	2,512.99
02	6	2017	920 920-932	400OL	PYROL	LABOR DISTRIBUTION	-
02	7	2017	920 920-932	200PL	PYROL	90ALL PAYROLL SPREAD	6,461.22
02	7	2017	920 920-932	200PL	PYROL	LABOR DISTRIBUTION	-
02	7	2017	920 920-932	300EW	PYROL	90ALL PAYROLL SPREAD	5,580.15
02	7	2017	920 920-932	300EW	PYROL	LABOR DISTRIBUTION	-
02	7	2017	920 920-932	400OL	PYROL	90ALL PAYROLL SPREAD	3,230.61
02	7	2017	920 920-932	400OL	PYROL	LABOR DISTRIBUTION	-
02	8	2017	920 920-932	200PL	PYROL	90ALL PAYROLL SPREAD	7,387.73
02	8	2017	920 920-932	200PL	PYROL	LABOR DISTRIBUTION	-

02	8	2017	920 920-932	300EW	PYROL	90ALL PAYROLL SPREAD	6,380.31
02	8	2017	920 920-932	300EW	PYROL	LABOR DISTRIBUTION	-
02	8	2017	920 920-932	400OL	PYROL	90ALL PAYROLL SPREAD	3,693.86
02	8	2017	920 920-932	400OL	PYROL	LABOR DISTRIBUTION	-
02	9	2017	920 920-932	200PL	PYROL	90ALL PAYROLL SPREAD	4,895.62
02	9	2017	920 920-932	200PL	PYROL	LABOR DISTRIBUTION	-
02	9	2017	920 920-932	300EW	PYROL	90ALL PAYROLL SPREAD	4,228.03
02	9	2017	920 920-932	300EW	PYROL	LABOR DISTRIBUTION	-
02	9	2017	920 920-932	400OL	PYROL	90ALL PAYROLL SPREAD	2,447.81
02	9	2017	920 920-932	400OL	PYROL	LABOR DISTRIBUTION	-
02	10	2017	920 920-932	200PL	PYROL	90ALL PAYROLL SPREAD	9,143.79
02	10	2017	920 920-932	200PL	PYROL	LABOR DISTRIBUTION	-
02	10	2017	920 920-932	300EW	PYROL	90ALL PAYROLL SPREAD	7,896.91
02	10	2017	920 920-932	300EW	PYROL	LABOR DISTRIBUTION	-
02	10	2017	920 920-932	400OL	PYROL	90ALL PAYROLL SPREAD	4,571.90
02	10	2017	920 920-932	400OL	PYROL	LABOR DISTRIBUTION	-
02	11	2017	920 920-932	200PL	PYROL	90ALL PAYROLL SPREAD	7,571.11
02	11	2017	920 920-932	200PL	PYROL	LABOR DISTRIBUTION	-
02	11	2017	920 920-932	300EW	PYROL	90ALL PAYROLL SPREAD	6,538.69
02	11	2017	920 920-932	300EW	PYROL	LABOR DISTRIBUTION	-
02	11	2017	920 920-932	400OL	PYROL	90ALL PAYROLL SPREAD	3,785.56
02	11	2017	920 920-932	400OL	PYROL	LABOR DISTRIBUTION	-
02	12	2017	920 920-932	200PL	PYROL	90ALL PAYROLL SPREAD	7,106.28
02	12	2017	920 920-932	200PL	PYROL	LABOR DISTRIBUTION	-
02	12	2017	920 920-932	300EW	PYROL	90ALL PAYROLL SPREAD	6,137.25
02	12	2017	920 920-932	300EW	PYROL	LABOR DISTRIBUTION	-
02	12	2017	920 920-932	400OL	PYROL	90ALL PAYROLL SPREAD	3,553.14
02	12	2017	920 920-932	400OL	PYROL	LABOR DISTRIBUTION	-
02	5	2017	921 920-932	200PL	PYROL	90ALL PAYROLL SPREAD	-
02	5	2017	921 920-932	300EW	PYROL	90ALL PAYROLL SPREAD	-
02	5	2017	921 920-932	400OL	PYROL	90ALL PAYROLL SPREAD	-
02	6	2017	921 920-932	200PL	PYROL	90ALL PAYROLL SPREAD	-
02	6	2017	921 920-932	300EW	PYROL	90ALL PAYROLL SPREAD	-
02	6	2017	921 920-932	400OL	PYROL	90ALL PAYROLL SPREAD	-
02	7	2017	921 920-932	200PL	PYROL	90ALL PAYROLL SPREAD	7.14
02	7	2017	921 920-932	300EW	PYROL	90ALL PAYROLL SPREAD	6.18
02	7	2017	921 920-932	400OL	PYROL	90ALL PAYROLL SPREAD	3.58
02	8	2017	921 920-932	200PL	PYROL	90ALL PAYROLL SPREAD	443.30
02	8	2017	921 920-932	300EW	PYROL	90ALL PAYROLL SPREAD	382.85
02	8	2017	921 920-932	400OL	PYROL	90ALL PAYROLL SPREAD	221.65
02	9	2017	921 920-932	200PL	PYROL	90ALL PAYROLL SPREAD	443.30
02	9	2017	921 920-932	300EW	PYROL	90ALL PAYROLL SPREAD	382.85
02	9	2017	921 920-932	400OL	PYROL	90ALL PAYROLL SPREAD	221.65
02	10	2017	921 920-932	200PL	PYROL	90ALL PAYROLL SPREAD	429.00
02	10	2017	921 920-932	300EW	PYROL	90ALL PAYROLL SPREAD	370.50
02	10	2017	921 920-932	400OL	PYROL	90ALL PAYROLL SPREAD	214.50
02	11	2017	921 920-932	200PL	PYROL	90ALL PAYROLL SPREAD	429.00
02	11	2017	921 920-932	300EW	PYROL	90ALL PAYROLL SPREAD	370.50
02	11	2017	921 920-932	400OL	PYROL	90ALL PAYROLL SPREAD	214.50
02	12	2017	921 920-932	200PL	PYROL	90ALL PAYROLL SPREAD	429.00
02	12	2017	921 920-932	300EW	PYROL	90ALL PAYROLL SPREAD	370.50
02	12	2017	921 920-932	400OL	PYROL	90ALL PAYROLL SPREAD	214.50
02	1	2017	925 920-932	200PL	PYROL	90ALL PAYROLL SPREAD	546.66
02	1	2017	925 920-932	200PL	PYROL	LABOR DISTRIBUTION	407.05
02	1	2017	925 920-932	300EW	PYROL	90ALL PAYROLL SPREAD	472.10
02	1	2017	925 920-932	300EW	PYROL	LABOR DISTRIBUTION	-
02	1	2017	925 920-932	400OL	PYROL	90ALL PAYROLL SPREAD	273.32
02	1	2017	925 920-932	400OL	PYROL	LABOR DISTRIBUTION	885.71
02	2	2017	925 920-932	200PL	PYROL	90ALL PAYROLL SPREAD	464.27
02	2	2017	925 920-932	200PL	PYROL	LABOR DISTRIBUTION	1,653.11
02	2	2017	925 920-932	300EW	PYROL	90ALL PAYROLL SPREAD	400.96

02	2	2017	925 920-932	300EW	PYROL	LABOR DISTRIBUTION	1,162.14
02	2	2017	925 920-932	400OL	PYROL	90ALL PAYROLL SPREAD	232.13
02	2	2017	925 920-932	400OL	PYROL	LABOR DISTRIBUTION	1,944.65
02	3	2017	925 920-932	200PL	PYROL	90ALL PAYROLL SPREAD	668.70
02	3	2017	925 920-932	200PL	PYROL	LABOR DISTRIBUTION	2,398.40
02	3	2017	925 920-932	300EW	PYROL	90ALL PAYROLL SPREAD	577.51
02	3	2017	925 920-932	300EW	PYROL	LABOR DISTRIBUTION	2,017.58
02	3	2017	925 920-932	400OL	PYROL	90ALL PAYROLL SPREAD	334.35
02	3	2017	925 920-932	400OL	PYROL	LABOR DISTRIBUTION	2,881.98
02	4	2017	925 920-932	200PL	PYROL	90ALL PAYROLL SPREAD	401.93
02	4	2017	925 920-932	200PL	PYROL	LABOR DISTRIBUTION	2,340.73
02	4	2017	925 920-932	300EW	PYROL	90ALL PAYROLL SPREAD	347.13
02	4	2017	925 920-932	300EW	PYROL	LABOR DISTRIBUTION	1,091.59
02	4	2017	925 920-932	400OL	PYROL	90ALL PAYROLL SPREAD	200.97
02	4	2017	925 920-932	400OL	PYROL	LABOR DISTRIBUTION	1,898.53
02	5	2017	925 920-932	200PL	PYROL	90ALL PAYROLL SPREAD	216.67
02	5	2017	925 920-932	200PL	PYROL	LABOR DISTRIBUTION	1,509.41
02	5	2017	925 920-932	300EW	PYROL	90ALL PAYROLL SPREAD	187.13
02	5	2017	925 920-932	300EW	PYROL	LABOR DISTRIBUTION	472.19
02	5	2017	925 920-932	400OL	PYROL	90ALL PAYROLL SPREAD	108.34
02	5	2017	925 920-932	400OL	PYROL	LABOR DISTRIBUTION	1,220.19
02	6	2017	925 920-932	200PL	PYROL	90ALL PAYROLL SPREAD	356.63
02	6	2017	925 920-932	200PL	PYROL	LABOR DISTRIBUTION	1,952.75
02	6	2017	925 920-932	300EW	PYROL	90ALL PAYROLL SPREAD	308.01
02	6	2017	925 920-932	300EW	PYROL	LABOR DISTRIBUTION	1,222.54
02	6	2017	925 920-932	400OL	PYROL	90ALL PAYROLL SPREAD	178.32
02	6	2017	925 920-932	400OL	PYROL	LABOR DISTRIBUTION	4,364.00
02	7	2017	925 920-932	200PL	PYROL	90ALL PAYROLL SPREAD	584.86
02	7	2017	925 920-932	200PL	PYROL	LABOR DISTRIBUTION	986.18
02	7	2017	925 920-932	300EW	PYROL	90ALL PAYROLL SPREAD	505.11
02	7	2017	925 920-932	300EW	PYROL	LABOR DISTRIBUTION	566.54
02	7	2017	925 920-932	400OL	PYROL	90ALL PAYROLL SPREAD	292.43
02	7	2017	925 920-932	400OL	PYROL	LABOR DISTRIBUTION	1,542.34
02	8	2017	925 920-932	200PL	PYROL	90ALL PAYROLL SPREAD	581.51
02	8	2017	925 920-932	200PL	PYROL	LABOR DISTRIBUTION	1,392.95
02	8	2017	925 920-932	300EW	PYROL	90ALL PAYROLL SPREAD	502.21
02	8	2017	925 920-932	300EW	PYROL	LABOR DISTRIBUTION	1,273.20
02	8	2017	925 920-932	400OL	PYROL	90ALL PAYROLL SPREAD	290.76
02	8	2017	925 920-932	400OL	PYROL	LABOR DISTRIBUTION	2,519.75
02	9	2017	925 920-932	200PL	PYROL	90ALL PAYROLL SPREAD	620.87
02	9	2017	925 920-932	200PL	PYROL	LABOR DISTRIBUTION	1,554.76
02	9	2017	925 920-932	300EW	PYROL	90ALL PAYROLL SPREAD	536.21
02	9	2017	925 920-932	300EW	PYROL	LABOR DISTRIBUTION	805.53
02	9	2017	925 920-932	400OL	PYROL	90ALL PAYROLL SPREAD	310.44
02	9	2017	925 920-932	400OL	PYROL	LABOR DISTRIBUTION	3,292.16
02	10	2017	925 920-932	200PL	PYROL	90ALL PAYROLL SPREAD	461.91
02	10	2017	925 920-932	200PL	PYROL	LABOR DISTRIBUTION	963.14
02	10	2017	925 920-932	300EW	PYROL	90ALL PAYROLL SPREAD	398.92
02	10	2017	925 920-932	300EW	PYROL	LABOR DISTRIBUTION	869.42
02	10	2017	925 920-932	400OL	PYROL	90ALL PAYROLL SPREAD	230.95
02	10	2017	925 920-932	400OL	PYROL	LABOR DISTRIBUTION	2,346.14
02	11	2017	925 920-932	200PL	PYROL	90ALL PAYROLL SPREAD	615.40
02	11	2017	925 920-932	200PL	PYROL	LABOR DISTRIBUTION	1,008.46
02	11	2017	925 920-932	300EW	PYROL	90ALL PAYROLL SPREAD	531.48
02	11	2017	925 920-932	300EW	PYROL	LABOR DISTRIBUTION	610.05
02	11	2017	925 920-932	400OL	PYROL	90ALL PAYROLL SPREAD	307.70
02	11	2017	925 920-932	400OL	PYROL	LABOR DISTRIBUTION	2,309.84
02	12	2017	925 920-932	200PL	PYROL	90ALL PAYROLL SPREAD	459.04
02	12	2017	925 920-932	200PL	PYROL	LABOR DISTRIBUTION	1,147.35
02	12	2017	925 920-932	300EW	PYROL	90ALL PAYROLL SPREAD	396.45
02	12	2017	925 920-932	300EW	PYROL	LABOR DISTRIBUTION	829.28



02	10	2017	925.99	920-932	400OL	PYROL	LABOR DISTRIBUTION	-
02	11	2017	925.99	920-932	200PL	PYROL	90ALL PAYROLL SPREAD	-
02	11	2017	925.99	920-932	200PL	PYROL	LABOR DISTRIBUTION	-
02	11	2017	925.99	920-932	300EW	PYROL	90ALL PAYROLL SPREAD	-
02	11	2017	925.99	920-932	300EW	PYROL	LABOR DISTRIBUTION	-
02	11	2017	925.99	920-932	400OL	PYROL	90ALL PAYROLL SPREAD	-
02	11	2017	925.99	920-932	400OL	PYROL	LABOR DISTRIBUTION	-
02	12	2017	925.99	920-932	200PL	PYROL	90ALL PAYROLL SPREAD	-
02	12	2017	925.99	920-932	200PL	PYROL	LABOR DISTRIBUTION	-
02	12	2017	925.99	920-932	300EW	PYROL	90ALL PAYROLL SPREAD	-
02	12	2017	925.99	920-932	300EW	PYROL	LABOR DISTRIBUTION	-
02	12	2017	925.99	920-932	400OL	PYROL	90ALL PAYROLL SPREAD	-
02	12	2017	925.99	920-932	400OL	PYROL	LABOR DISTRIBUTION	-
02	1	2017	926	920-932	200PL	PYROL	90ALL PAYROLL SPREAD	1,283.50
02	1	2017	926	920-932	200PL	PYROL	LABOR DISTRIBUTION	1,828.04
02	1	2017	926	920-932	300EW	PYROL	90ALL PAYROLL SPREAD	1,108.48
02	1	2017	926	920-932	300EW	PYROL	LABOR DISTRIBUTION	2,308.95
02	1	2017	926	920-932	400OL	PYROL	90ALL PAYROLL SPREAD	641.75
02	1	2017	926	920-932	400OL	PYROL	LABOR DISTRIBUTION	2,483.30
02	2	2017	926	920-932	200PL	PYROL	90ALL PAYROLL SPREAD	357.88
02	2	2017	926	920-932	200PL	PYROL	LABOR DISTRIBUTION	2,405.48
02	2	2017	926	920-932	300EW	PYROL	90ALL PAYROLL SPREAD	309.08
02	2	2017	926	920-932	300EW	PYROL	LABOR DISTRIBUTION	646.40
02	2	2017	926	920-932	400OL	PYROL	90ALL PAYROLL SPREAD	178.94
02	2	2017	926	920-932	400OL	PYROL	LABOR DISTRIBUTION	618.49
02	3	2017	926	920-932	200PL	PYROL	90ALL PAYROLL SPREAD	232.31
02	3	2017	926	920-932	200PL	PYROL	LABOR DISTRIBUTION	-
02	3	2017	926	920-932	300EW	PYROL	90ALL PAYROLL SPREAD	200.63
02	3	2017	926	920-932	300EW	PYROL	LABOR DISTRIBUTION	1,111.28
02	3	2017	926	920-932	400OL	PYROL	90ALL PAYROLL SPREAD	116.15
02	3	2017	926	920-932	400OL	PYROL	LABOR DISTRIBUTION	297.72
02	4	2017	926	920-932	200PL	PYROL	90ALL PAYROLL SPREAD	99.34
02	4	2017	926	920-932	200PL	PYROL	LABOR DISTRIBUTION	1,475.84
02	4	2017	926	920-932	300EW	PYROL	90ALL PAYROLL SPREAD	85.79
02	4	2017	926	920-932	300EW	PYROL	LABOR DISTRIBUTION	1,930.26
02	4	2017	926	920-932	400OL	PYROL	90ALL PAYROLL SPREAD	49.67
02	4	2017	926	920-932	400OL	PYROL	LABOR DISTRIBUTION	993.61
02	5	2017	926	920-932	200PL	PYROL	90ALL PAYROLL SPREAD	1,302.47
02	5	2017	926	920-932	200PL	PYROL	LABOR DISTRIBUTION	2,784.65
02	5	2017	926	920-932	300EW	PYROL	90ALL PAYROLL SPREAD	1,124.87
02	5	2017	926	920-932	300EW	PYROL	LABOR DISTRIBUTION	1,713.51
02	5	2017	926	920-932	400OL	PYROL	90ALL PAYROLL SPREAD	651.24
02	5	2017	926	920-932	400OL	PYROL	LABOR DISTRIBUTION	2,867.42
02	6	2017	926	920-932	200PL	PYROL	90ALL PAYROLL SPREAD	59.71
02	6	2017	926	920-932	200PL	PYROL	LABOR DISTRIBUTION	554.44
02	6	2017	926	920-932	300EW	PYROL	90ALL PAYROLL SPREAD	51.58
02	6	2017	926	920-932	300EW	PYROL	LABOR DISTRIBUTION	74.43
02	6	2017	926	920-932	400OL	PYROL	90ALL PAYROLL SPREAD	29.86
02	6	2017	926	920-932	400OL	PYROL	LABOR DISTRIBUTION	297.72
02	7	2017	926	920-932	200PL	PYROL	90ALL PAYROLL SPREAD	1,164.17
02	7	2017	926	920-932	200PL	PYROL	LABOR DISTRIBUTION	2,405.81
02	7	2017	926	920-932	300EW	PYROL	90ALL PAYROLL SPREAD	1,005.42
02	7	2017	926	920-932	300EW	PYROL	LABOR DISTRIBUTION	2,011.23
02	7	2017	926	920-932	400OL	PYROL	90ALL PAYROLL SPREAD	582.08
02	7	2017	926	920-932	400OL	PYROL	LABOR DISTRIBUTION	1,939.99
02	8	2017	926	920-932	200PL	PYROL	90ALL PAYROLL SPREAD	163.44
02	8	2017	926	920-932	200PL	PYROL	LABOR DISTRIBUTION	575.03
02	8	2017	926	920-932	300EW	PYROL	90ALL PAYROLL SPREAD	141.15
02	8	2017	926	920-932	300EW	PYROL	LABOR DISTRIBUTION	-
02	8	2017	926	920-932	400OL	PYROL	90ALL PAYROLL SPREAD	81.72
02	8	2017	926	920-932	400OL	PYROL	LABOR DISTRIBUTION	332.35



02	9	2017	926 920-932	200PL	PYROL	90ALL PAYROLL SPREAD	1,910.30
02	9	2017	926 920-932	200PL	PYROL	LABOR DISTRIBUTION	2,011.54
02	9	2017	926 920-932	300EW	PYROL	90ALL PAYROLL SPREAD	1,649.80
02	9	2017	926 920-932	300EW	PYROL	LABOR DISTRIBUTION	1,713.51
02	9	2017	926 920-932	400OL	PYROL	90ALL PAYROLL SPREAD	955.15
02	9	2017	926 920-932	400OL	PYROL	LABOR DISTRIBUTION	4,732.27
02	10	2017	926 920-932	200PL	PYROL	90ALL PAYROLL SPREAD	482.85
02	10	2017	926 920-932	200PL	PYROL	LABOR DISTRIBUTION	2,420.12
02	10	2017	926 920-932	300EW	PYROL	90ALL PAYROLL SPREAD	417.00
02	10	2017	926 920-932	300EW	PYROL	LABOR DISTRIBUTION	997.05
02	10	2017	926 920-932	400OL	PYROL	90ALL PAYROLL SPREAD	241.42
02	10	2017	926 920-932	400OL	PYROL	LABOR DISTRIBUTION	595.44
02	11	2017	926 920-932	200PL	PYROL	90ALL PAYROLL SPREAD	2,283.63
02	11	2017	926 920-932	200PL	PYROL	LABOR DISTRIBUTION	3,742.73
02	11	2017	926 920-932	300EW	PYROL	90ALL PAYROLL SPREAD	1,972.23
02	11	2017	926 920-932	300EW	PYROL	LABOR DISTRIBUTION	4,328.57
02	11	2017	926 920-932	400OL	PYROL	90ALL PAYROLL SPREAD	1,141.82
02	11	2017	926 920-932	400OL	PYROL	LABOR DISTRIBUTION	4,229.40
02	12	2017	926 920-932	200PL	PYROL	90ALL PAYROLL SPREAD	2,499.33
02	12	2017	926 920-932	200PL	PYROL	LABOR DISTRIBUTION	4,183.66
02	12	2017	926 920-932	300EW	PYROL	90ALL PAYROLL SPREAD	2,158.50
02	12	2017	926 920-932	300EW	PYROL	LABOR DISTRIBUTION	3,496.10
02	12	2017	926 920-932	400OL	PYROL	90ALL PAYROLL SPREAD	1,249.66
02	12	2017	926 920-932	400OL	PYROL	LABOR DISTRIBUTION	4,863.31
02	1	2017	930.1 920-932	200PL	PYROL	90ALL PAYROLL SPREAD	-
02	1	2017	930.1 920-932	200PL	PYROL	LABOR DISTRIBUTION	-
02	1	2017	930.1 920-932	300EW	PYROL	90ALL PAYROLL SPREAD	-
02	1	2017	930.1 920-932	300EW	PYROL	LABOR DISTRIBUTION	-
02	1	2017	930.1 920-932	400OL	PYROL	90ALL PAYROLL SPREAD	-
02	1	2017	930.1 920-932	400OL	PYROL	LABOR DISTRIBUTION	-
02	2	2017	930.1 920-932	200PL	PYROL	90ALL PAYROLL SPREAD	-
02	2	2017	930.1 920-932	200PL	PYROL	LABOR DISTRIBUTION	-
02	2	2017	930.1 920-932	300EW	PYROL	90ALL PAYROLL SPREAD	-
02	2	2017	930.1 920-932	300EW	PYROL	LABOR DISTRIBUTION	-
02	2	2017	930.1 920-932	400OL	PYROL	90ALL PAYROLL SPREAD	-
02	2	2017	930.1 920-932	400OL	PYROL	LABOR DISTRIBUTION	-
02	2	2017	930.1 920-932	400OL	PYROL	LABOR DISTRIBUTION	-
02	3	2017	930.1 920-932	200PL	PYROL	90ALL PAYROLL SPREAD	-
02	3	2017	930.1 920-932	200PL	PYROL	LABOR DISTRIBUTION	-
02	3	2017	930.1 920-932	300EW	PYROL	90ALL PAYROLL SPREAD	-
02	3	2017	930.1 920-932	300EW	PYROL	LABOR DISTRIBUTION	-
02	3	2017	930.1 920-932	400OL	PYROL	90ALL PAYROLL SPREAD	-
02	3	2017	930.1 920-932	400OL	PYROL	LABOR DISTRIBUTION	-
02	3	2017	930.1 920-932	400OL	PYROL	LABOR DISTRIBUTION	-
02	4	2017	930.1 920-932	200PL	PYROL	90ALL PAYROLL SPREAD	-
02	4	2017	930.1 920-932	200PL	PYROL	LABOR DISTRIBUTION	-
02	4	2017	930.1 920-932	300EW	PYROL	90ALL PAYROLL SPREAD	-
02	4	2017	930.1 920-932	300EW	PYROL	LABOR DISTRIBUTION	-
02	4	2017	930.1 920-932	400OL	PYROL	90ALL PAYROLL SPREAD	-
02	4	2017	930.1 920-932	400OL	PYROL	LABOR DISTRIBUTION	-
02	4	2017	930.1 920-932	400OL	PYROL	LABOR DISTRIBUTION	-
02	5	2017	930.1 920-932	200PL	PYROL	90ALL PAYROLL SPREAD	-
02	5	2017	930.1 920-932	200PL	PYROL	LABOR DISTRIBUTION	-
02	5	2017	930.1 920-932	300EW	PYROL	90ALL PAYROLL SPREAD	-
02	5	2017	930.1 920-932	300EW	PYROL	LABOR DISTRIBUTION	-
02	5	2017	930.1 920-932	400OL	PYROL	90ALL PAYROLL SPREAD	-
02	5	2017	930.1 920-932	400OL	PYROL	LABOR DISTRIBUTION	-
02	5	2017	930.1 920-932	400OL	PYROL	LABOR DISTRIBUTION	-
02	6	2017	930.1 920-932	200PL	PYROL	90ALL PAYROLL SPREAD	-
02	6	2017	930.1 920-932	200PL	PYROL	LABOR DISTRIBUTION	354.28
02	6	2017	930.1 920-932	300EW	PYROL	90ALL PAYROLL SPREAD	-
02	6	2017	930.1 920-932	300EW	PYROL	LABOR DISTRIBUTION	-
02	6	2017	930.1 920-932	400OL	PYROL	90ALL PAYROLL SPREAD	-
02	6	2017	930.1 920-932	400OL	PYROL	LABOR DISTRIBUTION	-
02	6	2017	930.1 920-932	400OL	PYROL	LABOR DISTRIBUTION	-
02	7	2017	930.1 920-932	200PL	PYROL	90ALL PAYROLL SPREAD	-

02	7	2017	930.1 920-932	200PL	PYROL	LABOR DISTRIBUTION	-
02	7	2017	930.1 920-932	300EW	PYROL	90ALL PAYROLL SPREAD	-
02	7	2017	930.1 920-932	300EW	PYROL	LABOR DISTRIBUTION	366.00
02	7	2017	930.1 920-932	400OL	PYROL	90ALL PAYROLL SPREAD	-
02	7	2017	930.1 920-932	400OL	PYROL	LABOR DISTRIBUTION	-
02	8	2017	930.1 920-932	200PL	PYROL	90ALL PAYROLL SPREAD	-
02	8	2017	930.1 920-932	200PL	PYROL	LABOR DISTRIBUTION	-
02	8	2017	930.1 920-932	300EW	PYROL	90ALL PAYROLL SPREAD	-
02	8	2017	930.1 920-932	300EW	PYROL	LABOR DISTRIBUTION	-
02	8	2017	930.1 920-932	400OL	PYROL	90ALL PAYROLL SPREAD	-
02	8	2017	930.1 920-932	400OL	PYROL	LABOR DISTRIBUTION	-
02	9	2017	930.1 920-932	200PL	PYROL	90ALL PAYROLL SPREAD	5.23
02	9	2017	930.1 920-932	200PL	PYROL	LABOR DISTRIBUTION	-
02	9	2017	930.1 920-932	300EW	PYROL	90ALL PAYROLL SPREAD	4.52
02	9	2017	930.1 920-932	300EW	PYROL	LABOR DISTRIBUTION	-
02	9	2017	930.1 920-932	400OL	PYROL	90ALL PAYROLL SPREAD	2.62
02	9	2017	930.1 920-932	400OL	PYROL	LABOR DISTRIBUTION	-
02	10	2017	930.1 920-932	200PL	PYROL	90ALL PAYROLL SPREAD	16.37
02	10	2017	930.1 920-932	200PL	PYROL	LABOR DISTRIBUTION	223.29
02	10	2017	930.1 920-932	300EW	PYROL	90ALL PAYROLL SPREAD	14.14
02	10	2017	930.1 920-932	300EW	PYROL	LABOR DISTRIBUTION	358.23
02	10	2017	930.1 920-932	400OL	PYROL	90ALL PAYROLL SPREAD	8.19
02	10	2017	930.1 920-932	400OL	PYROL	LABOR DISTRIBUTION	-
02	11	2017	930.1 920-932	200PL	PYROL	90ALL PAYROLL SPREAD	-
02	11	2017	930.1 920-932	200PL	PYROL	LABOR DISTRIBUTION	-
02	11	2017	930.1 920-932	300EW	PYROL	90ALL PAYROLL SPREAD	-
02	11	2017	930.1 920-932	300EW	PYROL	LABOR DISTRIBUTION	-
02	11	2017	930.1 920-932	400OL	PYROL	90ALL PAYROLL SPREAD	-
02	11	2017	930.1 920-932	400OL	PYROL	LABOR DISTRIBUTION	-
02	12	2017	930.1 920-932	200PL	PYROL	90ALL PAYROLL SPREAD	-
02	12	2017	930.1 920-932	200PL	PYROL	LABOR DISTRIBUTION	-
02	12	2017	930.1 920-932	300EW	PYROL	90ALL PAYROLL SPREAD	-
02	12	2017	930.1 920-932	300EW	PYROL	LABOR DISTRIBUTION	-
02	12	2017	930.1 920-932	400OL	PYROL	90ALL PAYROLL SPREAD	-
02	12	2017	930.1 920-932	400OL	PYROL	LABOR DISTRIBUTION	-
02	1	2017	930.4 920-932	200PL	PYROL	90ALL PAYROLL SPREAD	887.17
02	1	2017	930.4 920-932	200PL	PYROL	LABOR DISTRIBUTION	-
02	1	2017	930.4 920-932	300EW	PYROL	90ALL PAYROLL SPREAD	766.20
02	1	2017	930.4 920-932	300EW	PYROL	LABOR DISTRIBUTION	-
02	1	2017	930.4 920-932	400OL	PYROL	90ALL PAYROLL SPREAD	443.59
02	1	2017	930.4 920-932	400OL	PYROL	LABOR DISTRIBUTION	-
02	2	2017	930.4 920-932	200PL	PYROL	90ALL PAYROLL SPREAD	1,172.18
02	2	2017	930.4 920-932	200PL	PYROL	LABOR DISTRIBUTION	-
02	2	2017	930.4 920-932	300EW	PYROL	90ALL PAYROLL SPREAD	1,012.34
02	2	2017	930.4 920-932	300EW	PYROL	LABOR DISTRIBUTION	-
02	2	2017	930.4 920-932	400OL	PYROL	90ALL PAYROLL SPREAD	586.09
02	2	2017	930.4 920-932	400OL	PYROL	LABOR DISTRIBUTION	-
02	3	2017	930.4 920-932	200PL	PYROL	90ALL PAYROLL SPREAD	2,059.70
02	3	2017	930.4 920-932	200PL	PYROL	LABOR DISTRIBUTION	-
02	3	2017	930.4 920-932	300EW	PYROL	90ALL PAYROLL SPREAD	1,778.84
02	3	2017	930.4 920-932	300EW	PYROL	LABOR DISTRIBUTION	-
02	3	2017	930.4 920-932	400OL	PYROL	90ALL PAYROLL SPREAD	1,029.85
02	3	2017	930.4 920-932	400OL	PYROL	LABOR DISTRIBUTION	-
02	4	2017	930.4 920-932	200PL	PYROL	90ALL PAYROLL SPREAD	1,249.28
02	4	2017	930.4 920-932	200PL	PYROL	LABOR DISTRIBUTION	354.17
02	4	2017	930.4 920-932	300EW	PYROL	90ALL PAYROLL SPREAD	1,078.93
02	4	2017	930.4 920-932	300EW	PYROL	LABOR DISTRIBUTION	354.17
02	4	2017	930.4 920-932	400OL	PYROL	90ALL PAYROLL SPREAD	624.64
02	4	2017	930.4 920-932	400OL	PYROL	LABOR DISTRIBUTION	354.17
02	5	2017	930.4 920-932	200PL	PYROL	90ALL PAYROLL SPREAD	1,077.93
02	5	2017	930.4 920-932	200PL	PYROL	LABOR DISTRIBUTION	-

02	5	2017	930.4 920-932	300EW	PYROL	90ALL PAYROLL SPREAD	930.94
02	5	2017	930.4 920-932	300EW	PYROL	LABOR DISTRIBUTION	-
02	5	2017	930.4 920-932	400OL	PYROL	90ALL PAYROLL SPREAD	538.96
02	5	2017	930.4 920-932	400OL	PYROL	LABOR DISTRIBUTION	-
02	6	2017	930.4 920-932	200PL	PYROL	90ALL PAYROLL SPREAD	976.31
02	6	2017	930.4 920-932	200PL	PYROL	LABOR DISTRIBUTION	965.00
02	6	2017	930.4 920-932	300EW	PYROL	90ALL PAYROLL SPREAD	843.18
02	6	2017	930.4 920-932	300EW	PYROL	LABOR DISTRIBUTION	518.51
02	6	2017	930.4 920-932	400OL	PYROL	90ALL PAYROLL SPREAD	488.16
02	6	2017	930.4 920-932	400OL	PYROL	LABOR DISTRIBUTION	74.43
02	7	2017	930.4 920-932	200PL	PYROL	90ALL PAYROLL SPREAD	858.45
02	7	2017	930.4 920-932	200PL	PYROL	LABOR DISTRIBUTION	98.66
02	7	2017	930.4 920-932	300EW	PYROL	90ALL PAYROLL SPREAD	741.39
02	7	2017	930.4 920-932	300EW	PYROL	LABOR DISTRIBUTION	-
02	7	2017	930.4 920-932	400OL	PYROL	90ALL PAYROLL SPREAD	429.23
02	7	2017	930.4 920-932	400OL	PYROL	LABOR DISTRIBUTION	-
02	8	2017	930.4 920-932	200PL	PYROL	90ALL PAYROLL SPREAD	255.22
02	8	2017	930.4 920-932	200PL	PYROL	LABOR DISTRIBUTION	-
02	8	2017	930.4 920-932	300EW	PYROL	90ALL PAYROLL SPREAD	220.42
02	8	2017	930.4 920-932	300EW	PYROL	LABOR DISTRIBUTION	-
02	8	2017	930.4 920-932	400OL	PYROL	90ALL PAYROLL SPREAD	127.61
02	8	2017	930.4 920-932	400OL	PYROL	LABOR DISTRIBUTION	-
02	9	2017	930.4 920-932	200PL	PYROL	90ALL PAYROLL SPREAD	935.17
02	9	2017	930.4 920-932	200PL	PYROL	LABOR DISTRIBUTION	332.35
02	9	2017	930.4 920-932	300EW	PYROL	90ALL PAYROLL SPREAD	807.65
02	9	2017	930.4 920-932	300EW	PYROL	LABOR DISTRIBUTION	-
02	9	2017	930.4 920-932	400OL	PYROL	90ALL PAYROLL SPREAD	467.59
02	9	2017	930.4 920-932	400OL	PYROL	LABOR DISTRIBUTION	-
02	10	2017	930.4 920-932	200PL	PYROL	90ALL PAYROLL SPREAD	1,135.21
02	10	2017	930.4 920-932	200PL	PYROL	LABOR DISTRIBUTION	332.35
02	10	2017	930.4 920-932	300EW	PYROL	90ALL PAYROLL SPREAD	980.41
02	10	2017	930.4 920-932	300EW	PYROL	LABOR DISTRIBUTION	387.75
02	10	2017	930.4 920-932	400OL	PYROL	90ALL PAYROLL SPREAD	567.60
02	10	2017	930.4 920-932	400OL	PYROL	LABOR DISTRIBUTION	-
02	11	2017	930.4 920-932	200PL	PYROL	90ALL PAYROLL SPREAD	270.91
02	11	2017	930.4 920-932	200PL	PYROL	LABOR DISTRIBUTION	317.81
02	11	2017	930.4 920-932	300EW	PYROL	90ALL PAYROLL SPREAD	233.96
02	11	2017	930.4 920-932	300EW	PYROL	LABOR DISTRIBUTION	-
02	11	2017	930.4 920-932	400OL	PYROL	90ALL PAYROLL SPREAD	135.45
02	11	2017	930.4 920-932	400OL	PYROL	LABOR DISTRIBUTION	-
02	12	2017	930.4 920-932	200PL	PYROL	90ALL PAYROLL SPREAD	440.07
02	12	2017	930.4 920-932	200PL	PYROL	LABOR DISTRIBUTION	-
02	12	2017	930.4 920-932	300EW	PYROL	90ALL PAYROLL SPREAD	380.06
02	12	2017	930.4 920-932	300EW	PYROL	LABOR DISTRIBUTION	-
02	12	2017	930.4 920-932	400OL	PYROL	90ALL PAYROLL SPREAD	220.04
02	12	2017	930.4 920-932	400OL	PYROL	LABOR DISTRIBUTION	-
02	1	2017	930.41 920-932	200PL	PYROL	90ALL PAYROLL SPREAD	-
02	1	2017	930.41 920-932	200PL	PYROL	LABOR DISTRIBUTION	-
02	1	2017	930.41 920-932	300EW	PYROL	90ALL PAYROLL SPREAD	-
02	1	2017	930.41 920-932	300EW	PYROL	LABOR DISTRIBUTION	-
02	1	2017	930.41 920-932	400OL	PYROL	90ALL PAYROLL SPREAD	-
02	1	2017	930.41 920-932	400OL	PYROL	LABOR DISTRIBUTION	-
02	2	2017	930.41 920-932	200PL	PYROL	90ALL PAYROLL SPREAD	-
02	2	2017	930.41 920-932	200PL	PYROL	LABOR DISTRIBUTION	-
02	2	2017	930.41 920-932	300EW	PYROL	90ALL PAYROLL SPREAD	-
02	2	2017	930.41 920-932	300EW	PYROL	LABOR DISTRIBUTION	-
02	2	2017	930.41 920-932	400OL	PYROL	90ALL PAYROLL SPREAD	-
02	2	2017	930.41 920-932	400OL	PYROL	LABOR DISTRIBUTION	-
02	2	2017	930.41 920-932	400OL	PYROL	LABOR DISTRIBUTION	-
02	3	2017	930.41 920-932	200PL	PYROL	90ALL PAYROLL SPREAD	-
02	3	2017	930.41 920-932	200PL	PYROL	LABOR DISTRIBUTION	-
02	3	2017	930.41 920-932	300EW	PYROL	90ALL PAYROLL SPREAD	-



02	1	2017	935 920-932	400OL	PYROL	90ALL PAYROLL SPREAD	-
02	1	2017	935 920-932	400OL	PYROL	LABOR DISTRIBUTION	-
02	2	2017	935 920-932	200PL	PYROL	90ALL PAYROLL SPREAD	-
02	2	2017	935 920-932	200PL	PYROL	LABOR DISTRIBUTION	249.56
02	2	2017	935 920-932	300EW	PYROL	90ALL PAYROLL SPREAD	-
02	2	2017	935 920-932	300EW	PYROL	LABOR DISTRIBUTION	-
02	2	2017	935 920-932	400OL	PYROL	90ALL PAYROLL SPREAD	-
02	2	2017	935 920-932	400OL	PYROL	LABOR DISTRIBUTION	-
02	3	2017	935 920-932	200PL	PYROL	90ALL PAYROLL SPREAD	-
02	3	2017	935 920-932	200PL	PYROL	LABOR DISTRIBUTION	297.74
02	3	2017	935 920-932	300EW	PYROL	90ALL PAYROLL SPREAD	-
02	3	2017	935 920-932	300EW	PYROL	LABOR DISTRIBUTION	-
02	3	2017	935 920-932	400OL	PYROL	90ALL PAYROLL SPREAD	-
02	3	2017	935 920-932	400OL	PYROL	LABOR DISTRIBUTION	-
02	4	2017	935 920-932	200PL	PYROL	90ALL PAYROLL SPREAD	-
02	4	2017	935 920-932	200PL	PYROL	LABOR DISTRIBUTION	815.00
02	4	2017	935 920-932	300EW	PYROL	90ALL PAYROLL SPREAD	-
02	4	2017	935 920-932	300EW	PYROL	LABOR DISTRIBUTION	176.13
02	4	2017	935 920-932	400OL	PYROL	90ALL PAYROLL SPREAD	-
02	4	2017	935 920-932	400OL	PYROL	LABOR DISTRIBUTION	-
02	5	2017	935 920-932	200PL	PYROL	90ALL PAYROLL SPREAD	-
02	5	2017	935 920-932	200PL	PYROL	LABOR DISTRIBUTION	455.42
02	5	2017	935 920-932	300EW	PYROL	90ALL PAYROLL SPREAD	-
02	5	2017	935 920-932	300EW	PYROL	LABOR DISTRIBUTION	-
02	5	2017	935 920-932	400OL	PYROL	90ALL PAYROLL SPREAD	-
02	5	2017	935 920-932	400OL	PYROL	LABOR DISTRIBUTION	-
02	6	2017	935 920-932	200PL	PYROL	90ALL PAYROLL SPREAD	-
02	6	2017	935 920-932	200PL	PYROL	LABOR DISTRIBUTION	111.65
02	6	2017	935 920-932	300EW	PYROL	90ALL PAYROLL SPREAD	-
02	6	2017	935 920-932	300EW	PYROL	LABOR DISTRIBUTION	627.04
02	6	2017	935 920-932	400OL	PYROL	90ALL PAYROLL SPREAD	-
02	6	2017	935 920-932	400OL	PYROL	LABOR DISTRIBUTION	52.10
02	7	2017	935 920-932	200PL	PYROL	90ALL PAYROLL SPREAD	-
02	7	2017	935 920-932	200PL	PYROL	LABOR DISTRIBUTION	390.80
02	7	2017	935 920-932	300EW	PYROL	90ALL PAYROLL SPREAD	-
02	7	2017	935 920-932	300EW	PYROL	LABOR DISTRIBUTION	-
02	7	2017	935 920-932	400OL	PYROL	90ALL PAYROLL SPREAD	-
02	7	2017	935 920-932	400OL	PYROL	LABOR DISTRIBUTION	52.13
02	8	2017	935 920-932	200PL	PYROL	90ALL PAYROLL SPREAD	-
02	8	2017	935 920-932	200PL	PYROL	LABOR DISTRIBUTION	100.49
02	8	2017	935 920-932	300EW	PYROL	90ALL PAYROLL SPREAD	-
02	8	2017	935 920-932	300EW	PYROL	LABOR DISTRIBUTION	-
02	8	2017	935 920-932	400OL	PYROL	90ALL PAYROLL SPREAD	-
02	8	2017	935 920-932	400OL	PYROL	LABOR DISTRIBUTION	78.15
02	9	2017	935 920-932	200PL	PYROL	90ALL PAYROLL SPREAD	-
02	9	2017	935 920-932	200PL	PYROL	LABOR DISTRIBUTION	44.66
02	9	2017	935 920-932	300EW	PYROL	90ALL PAYROLL SPREAD	-
02	9	2017	935 920-932	300EW	PYROL	LABOR DISTRIBUTION	-
02	9	2017	935 920-932	400OL	PYROL	90ALL PAYROLL SPREAD	-
02	9	2017	935 920-932	400OL	PYROL	LABOR DISTRIBUTION	26.04
02	10	2017	935 920-932	200PL	PYROL	90ALL PAYROLL SPREAD	-
02	10	2017	935 920-932	200PL	PYROL	LABOR DISTRIBUTION	148.87
02	10	2017	935 920-932	300EW	PYROL	90ALL PAYROLL SPREAD	-
02	10	2017	935 920-932	300EW	PYROL	LABOR DISTRIBUTION	148.86
02	10	2017	935 920-932	400OL	PYROL	90ALL PAYROLL SPREAD	-
02	10	2017	935 920-932	400OL	PYROL	LABOR DISTRIBUTION	78.14
02	11	2017	935 920-932	200PL	PYROL	90ALL PAYROLL SPREAD	-
02	11	2017	935 920-932	200PL	PYROL	LABOR DISTRIBUTION	68.34
02	11	2017	935 920-932	300EW	PYROL	90ALL PAYROLL SPREAD	-
02	11	2017	935 920-932	300EW	PYROL	LABOR DISTRIBUTION	-
02	11	2017	935 920-932	400OL	PYROL	90ALL PAYROLL SPREAD	-

02	11	2017	935 920-932	400OL	PYROL	LABOR DISTRIBUTION	-
02	12	2017	935 920-932	200PL	PYROL	90ALL PAYROLL SPREAD	-
02	12	2017	935 920-932	200PL	PYROL	LABOR DISTRIBUTION	75.92
02	12	2017	935 920-932	300EW	PYROL	90ALL PAYROLL SPREAD	-
02	12	2017	935 920-932	300EW	PYROL	LABOR DISTRIBUTION	-
02	12	2017	935 920-932	400OL	PYROL	90ALL PAYROLL SPREAD	-
02	12	2017	935 920-932	400OL	PYROL	LABOR DISTRIBUTION	-
02	1	2017	935.1 920-932	200PL	PYROL	90ALL PAYROLL SPREAD	-
02	1	2017	935.1 920-932	200PL	PYROL	LABOR DISTRIBUTION	-
02	1	2017	935.1 920-932	300EW	PYROL	90ALL PAYROLL SPREAD	-
02	1	2017	935.1 920-932	300EW	PYROL	LABOR DISTRIBUTION	-
02	1	2017	935.1 920-932	400OL	PYROL	90ALL PAYROLL SPREAD	-
02	1	2017	935.1 920-932	400OL	PYROL	LABOR DISTRIBUTION	103.00
02	2	2017	935.1 920-932	200PL	PYROL	90ALL PAYROLL SPREAD	1,343.91
02	2	2017	935.1 920-932	200PL	PYROL	LABOR DISTRIBUTION	-
02	2	2017	935.1 920-932	300EW	PYROL	90ALL PAYROLL SPREAD	1,160.66
02	2	2017	935.1 920-932	300EW	PYROL	LABOR DISTRIBUTION	154.50
02	2	2017	935.1 920-932	400OL	PYROL	90ALL PAYROLL SPREAD	671.96
02	2	2017	935.1 920-932	400OL	PYROL	LABOR DISTRIBUTION	-
02	3	2017	935.1 920-932	200PL	PYROL	90ALL PAYROLL SPREAD	2,158.38
02	3	2017	935.1 920-932	200PL	PYROL	LABOR DISTRIBUTION	-
02	3	2017	935.1 920-932	300EW	PYROL	90ALL PAYROLL SPREAD	1,864.06
02	3	2017	935.1 920-932	300EW	PYROL	LABOR DISTRIBUTION	64.38
02	3	2017	935.1 920-932	400OL	PYROL	90ALL PAYROLL SPREAD	1,079.19
02	3	2017	935.1 920-932	400OL	PYROL	LABOR DISTRIBUTION	64.38
02	4	2017	935.1 920-932	200PL	PYROL	90ALL PAYROLL SPREAD	1,618.47
02	4	2017	935.1 920-932	200PL	PYROL	LABOR DISTRIBUTION	-
02	4	2017	935.1 920-932	300EW	PYROL	90ALL PAYROLL SPREAD	1,397.78
02	4	2017	935.1 920-932	300EW	PYROL	LABOR DISTRIBUTION	-
02	4	2017	935.1 920-932	400OL	PYROL	90ALL PAYROLL SPREAD	809.24
02	4	2017	935.1 920-932	400OL	PYROL	LABOR DISTRIBUTION	-
02	5	2017	935.1 920-932	200PL	PYROL	90ALL PAYROLL SPREAD	1,975.95
02	5	2017	935.1 920-932	200PL	PYROL	LABOR DISTRIBUTION	-
02	5	2017	935.1 920-932	300EW	PYROL	90ALL PAYROLL SPREAD	1,706.50
02	5	2017	935.1 920-932	300EW	PYROL	LABOR DISTRIBUTION	-
02	5	2017	935.1 920-932	400OL	PYROL	90ALL PAYROLL SPREAD	987.98
02	5	2017	935.1 920-932	400OL	PYROL	LABOR DISTRIBUTION	-
02	6	2017	935.1 920-932	200PL	PYROL	90ALL PAYROLL SPREAD	2,435.63
02	6	2017	935.1 920-932	200PL	PYROL	LABOR DISTRIBUTION	-
02	6	2017	935.1 920-932	300EW	PYROL	90ALL PAYROLL SPREAD	2,103.50
02	6	2017	935.1 920-932	300EW	PYROL	LABOR DISTRIBUTION	-
02	6	2017	935.1 920-932	400OL	PYROL	90ALL PAYROLL SPREAD	1,217.82
02	6	2017	935.1 920-932	400OL	PYROL	LABOR DISTRIBUTION	-
02	7	2017	935.1 920-932	200PL	PYROL	90ALL PAYROLL SPREAD	2,267.36
02	7	2017	935.1 920-932	200PL	PYROL	LABOR DISTRIBUTION	-
02	7	2017	935.1 920-932	300EW	PYROL	90ALL PAYROLL SPREAD	1,958.17
02	7	2017	935.1 920-932	300EW	PYROL	LABOR DISTRIBUTION	-
02	7	2017	935.1 920-932	400OL	PYROL	90ALL PAYROLL SPREAD	1,133.68
02	7	2017	935.1 920-932	400OL	PYROL	LABOR DISTRIBUTION	-
02	8	2017	935.1 920-932	200PL	PYROL	90ALL PAYROLL SPREAD	2,222.67
02	8	2017	935.1 920-932	200PL	PYROL	LABOR DISTRIBUTION	77.25
02	8	2017	935.1 920-932	300EW	PYROL	90ALL PAYROLL SPREAD	1,919.58
02	8	2017	935.1 920-932	300EW	PYROL	LABOR DISTRIBUTION	77.25
02	8	2017	935.1 920-932	400OL	PYROL	90ALL PAYROLL SPREAD	1,111.33
02	8	2017	935.1 920-932	400OL	PYROL	LABOR DISTRIBUTION	77.25
02	9	2017	935.1 920-932	200PL	PYROL	90ALL PAYROLL SPREAD	1,663.96
02	9	2017	935.1 920-932	200PL	PYROL	LABOR DISTRIBUTION	-
02	9	2017	935.1 920-932	300EW	PYROL	90ALL PAYROLL SPREAD	1,437.06
02	9	2017	935.1 920-932	300EW	PYROL	LABOR DISTRIBUTION	186.08
02	9	2017	935.1 920-932	400OL	PYROL	90ALL PAYROLL SPREAD	831.98
02	9	2017	935.1 920-932	400OL	PYROL	LABOR DISTRIBUTION	-



02	7	2017	935.2 920-932	400OL	PYROL	LABOR DISTRIBUTION	-
02	7	2017	935.2 920-932	400OL	PYROL	90ALL PAYROLL SPREAD	6.93
02	8	2017	935.2 920-932	200PL	PYROL	90ALL PAYROLL SPREAD	-
02	8	2017	935.2 920-932	200PL	PYROL	LABOR DISTRIBUTION	(2.22)
02	8	2017	935.2 920-932	200PL	PYROL	90ALL PAYROLL SPREAD	13.86
02	8	2017	935.2 920-932	300EW	PYROL	90ALL PAYROLL SPREAD	-
02	8	2017	935.2 920-932	300EW	PYROL	LABOR DISTRIBUTION	207.77
02	8	2017	935.2 920-932	300EW	PYROL	90ALL PAYROLL SPREAD	11.97
02	8	2017	935.2 920-932	400OL	PYROL	90ALL PAYROLL SPREAD	-
02	8	2017	935.2 920-932	400OL	PYROL	LABOR DISTRIBUTION	-
02	8	2017	935.2 920-932	400OL	PYROL	90ALL PAYROLL SPREAD	6.93
02	9	2017	935.2 920-932	200PL	PYROL	90ALL PAYROLL SPREAD	-
02	9	2017	935.2 920-932	200PL	PYROL	LABOR DISTRIBUTION	-
02	9	2017	935.2 920-932	200PL	PYROL	90ALL PAYROLL SPREAD	13.86
02	9	2017	935.2 920-932	300EW	PYROL	90ALL PAYROLL SPREAD	-
02	9	2017	935.2 920-932	300EW	PYROL	LABOR DISTRIBUTION	317.84
02	9	2017	935.2 920-932	300EW	PYROL	90ALL PAYROLL SPREAD	11.97
02	9	2017	935.2 920-932	400OL	PYROL	90ALL PAYROLL SPREAD	-
02	9	2017	935.2 920-932	400OL	PYROL	LABOR DISTRIBUTION	-
02	9	2017	935.2 920-932	400OL	PYROL	90ALL PAYROLL SPREAD	6.93
02	10	2017	935.2 920-932	200PL	PYROL	90ALL PAYROLL SPREAD	-
02	10	2017	935.2 920-932	200PL	PYROL	LABOR DISTRIBUTION	-
02	10	2017	935.2 920-932	200PL	PYROL	90ALL PAYROLL SPREAD	13.86
02	10	2017	935.2 920-932	300EW	PYROL	90ALL PAYROLL SPREAD	-
02	10	2017	935.2 920-932	300EW	PYROL	LABOR DISTRIBUTION	-
02	10	2017	935.2 920-932	300EW	PYROL	90ALL PAYROLL SPREAD	11.97
02	10	2017	935.2 920-932	400OL	PYROL	90ALL PAYROLL SPREAD	-
02	10	2017	935.2 920-932	400OL	PYROL	LABOR DISTRIBUTION	-
02	10	2017	935.2 920-932	400OL	PYROL	90ALL PAYROLL SPREAD	6.93
02	11	2017	935.2 920-932	200PL	PYROL	90ALL PAYROLL SPREAD	-
02	11	2017	935.2 920-932	200PL	PYROL	LABOR DISTRIBUTION	-
02	11	2017	935.2 920-932	200PL	PYROL	90ALL PAYROLL SPREAD	13.86
02	11	2017	935.2 920-932	300EW	PYROL	90ALL PAYROLL SPREAD	-
02	11	2017	935.2 920-932	300EW	PYROL	LABOR DISTRIBUTION	-
02	11	2017	935.2 920-932	300EW	PYROL	90ALL PAYROLL SPREAD	11.97
02	11	2017	935.2 920-932	400OL	PYROL	90ALL PAYROLL SPREAD	-
02	11	2017	935.2 920-932	400OL	PYROL	LABOR DISTRIBUTION	-
02	11	2017	935.2 920-932	400OL	PYROL	90ALL PAYROLL SPREAD	6.93
02	12	2017	935.2 920-932	200PL	PYROL	90ALL PAYROLL SPREAD	-
02	12	2017	935.2 920-932	200PL	PYROL	LABOR DISTRIBUTION	-
02	12	2017	935.2 920-932	200PL	PYROL	90ALL PAYROLL SPREAD	13.86
02	12	2017	935.2 920-932	300EW	PYROL	90ALL PAYROLL SPREAD	-
02	12	2017	935.2 920-932	300EW	PYROL	LABOR DISTRIBUTION	-
02	12	2017	935.2 920-932	300EW	PYROL	90ALL PAYROLL SPREAD	11.97
02	12	2017	935.2 920-932	400OL	PYROL	90ALL PAYROLL SPREAD	-
02	12	2017	935.2 920-932	400OL	PYROL	LABOR DISTRIBUTION	-
02	12	2017	935.2 920-932	400OL	PYROL	90ALL PAYROLL SPREAD	6.93
02	1	2017	935.3 920-932	200PL	PYROL	90ALL PAYROLL SPREAD	-
02	1	2017	935.3 920-932	200PL	PYROL	LABOR DISTRIBUTION	1,828.92
02	1	2017	935.3 920-932	300EW	PYROL	90ALL PAYROLL SPREAD	-
02	1	2017	935.3 920-932	300EW	PYROL	LABOR DISTRIBUTION	1,043.55
02	1	2017	935.3 920-932	400OL	PYROL	90ALL PAYROLL SPREAD	-
02	1	2017	935.3 920-932	400OL	PYROL	LABOR DISTRIBUTION	2,688.44
02	2	2017	935.3 920-932	200PL	PYROL	90ALL PAYROLL SPREAD	-
02	2	2017	935.3 920-932	200PL	PYROL	LABOR DISTRIBUTION	1,862.00
02	2	2017	935.3 920-932	300EW	PYROL	90ALL PAYROLL SPREAD	-
02	2	2017	935.3 920-932	300EW	PYROL	LABOR DISTRIBUTION	638.73
02	2	2017	935.3 920-932	400OL	PYROL	90ALL PAYROLL SPREAD	-
02	2	2017	935.3 920-932	400OL	PYROL	LABOR DISTRIBUTION	561.25
02	3	2017	935.3 920-932	200PL	PYROL	90ALL PAYROLL SPREAD	-
02	3	2017	935.3 920-932	200PL	PYROL	LABOR DISTRIBUTION	1,799.93





**Western Cooperative Electric Association, MKEC**  
**12/31/2016 History of Labor Distribution by GL**

**GL a/c**

---

<b>Row Labels</b>	<b>Sum of Amount</b>
560-573	\$ 13,712.93
580-598	\$ 771,671.55
901-905	\$ 160,505.31
907-910	\$ 32,792.44
920-932	\$ 446,129.14



















02	4	2016	580	580	580-598	200PL	120	PYROL	LABOR DISTRIBUTION	2,104.53	0
02	4	2016	580	580	580-598	300EW	120	PYROL	90ALL PAYROLL SPREAD	1,208.93	0
02	4	2016	580	580	580-598	300EW	120	PYROL	LABOR DISTRIBUTION	605.02	0
02	4	2016	580	580	580-598	400OL	120	PYROL	90ALL PAYROLL SPREAD	699.91	0
02	4	2016	580	580	580-598	400OL	120	PYROL	LABOR DISTRIBUTION	665.47	0
02	5	2016	580	580	580-598	200PL	120	PYROL	90ALL PAYROLL SPREAD	1,316.60	0
02	5	2016	580	580	580-598	200PL	120	PYROL	LABOR DISTRIBUTION	2,529.79	0
02	5	2016	580	580	580-598	300EW	120	PYROL	90ALL PAYROLL SPREAD	1,137.07	0
02	5	2016	580	580	580-598	300EW	120	PYROL	LABOR DISTRIBUTION	-	0
02	5	2016	580	580	580-598	400OL	120	PYROL	90ALL PAYROLL SPREAD	658.30	0
02	5	2016	580	580	580-598	400OL	120	PYROL	LABOR DISTRIBUTION	746.12	0
02	6	2016	580	580	580-598	200PL	120	PYROL	90ALL PAYROLL SPREAD	1,078.90	0
02	6	2016	580	580	580-598	200PL	120	PYROL	LABOR DISTRIBUTION	2,671.63	0
02	6	2016	580	580	580-598	300EW	120	PYROL	90ALL PAYROLL SPREAD	931.78	0
02	6	2016	580	580	580-598	300EW	120	PYROL	LABOR DISTRIBUTION	-	0
02	6	2016	580	580	580-598	400OL	120	PYROL	90ALL PAYROLL SPREAD	539.45	0
02	6	2016	580	580	580-598	400OL	120	PYROL	LABOR DISTRIBUTION	1,008.49	0
02	7	2016	580	580	580-598	200PL	120	PYROL	90ALL PAYROLL SPREAD	1,422.95	0
02	7	2016	580	580	580-598	200PL	120	PYROL	LABOR DISTRIBUTION	3,191.27	0
02	7	2016	580	580	580-598	300EW	120	PYROL	90ALL PAYROLL SPREAD	1,228.90	0
02	7	2016	580	580	580-598	300EW	120	PYROL	LABOR DISTRIBUTION	564.68	0
02	7	2016	580	580	580-598	400OL	120	PYROL	90ALL PAYROLL SPREAD	711.47	0
02	7	2016	580	580	580-598	400OL	120	PYROL	LABOR DISTRIBUTION	806.62	0
02	8	2016	580	580	580-598	200PL	120	PYROL	90ALL PAYROLL SPREAD	913.92	0
02	8	2016	580	580	580-598	200PL	120	PYROL	LABOR DISTRIBUTION	4,511.18	0
02	8	2016	580	580	580-598	300EW	120	PYROL	90ALL PAYROLL SPREAD	789.29	0
02	8	2016	580	580	580-598	300EW	120	PYROL	LABOR DISTRIBUTION	807.14	0
02	8	2016	580	580	580-598	400OL	120	PYROL	90ALL PAYROLL SPREAD	456.96	0
02	8	2016	580	580	580-598	400OL	120	PYROL	LABOR DISTRIBUTION	705.78	0
02	9	2016	580	580	580-598	200PL	120	PYROL	90ALL PAYROLL SPREAD	1,232.46	0
02	9	2016	580	580	580-598	200PL	120	PYROL	LABOR DISTRIBUTION	2,502.02	0
02	9	2016	580	580	580-598	300EW	120	PYROL	90ALL PAYROLL SPREAD	1,064.40	0
02	9	2016	580	580	580-598	300EW	120	PYROL	LABOR DISTRIBUTION	484.02	0
02	9	2016	580	580	580-598	400OL	120	PYROL	90ALL PAYROLL SPREAD	616.23	0
02	9	2016	580	580	580-598	400OL	120	PYROL	LABOR DISTRIBUTION	524.29	0
02	10	2016	580	580	580-598	200PL	120	PYROL	90ALL PAYROLL SPREAD	1,795.90	0
02	10	2016	580	580	580-598	200PL	120	PYROL	LABOR DISTRIBUTION	2,754.22	0
02	10	2016	580	580	580-598	300EW	120	PYROL	90ALL PAYROLL SPREAD	1,551.00	0
02	10	2016	580	580	580-598	300EW	120	PYROL	LABOR DISTRIBUTION	1,473.52	0
02	10	2016	580	580	580-598	400OL	120	PYROL	90ALL PAYROLL SPREAD	897.95	0
02	10	2016	580	580	580-598	400OL	120	PYROL	LABOR DISTRIBUTION	1,182.53	0
02	11	2016	580	580	580-598	200PL	120	PYROL	90ALL PAYROLL SPREAD	1,792.56	0
02	11	2016	580	580	580-598	200PL	120	PYROL	LABOR DISTRIBUTION	3,272.36	0
02	11	2016	580	580	580-598	300EW	120	PYROL	90ALL PAYROLL SPREAD	1,548.12	0
02	11	2016	580	580	580-598	300EW	120	PYROL	LABOR DISTRIBUTION	706.24	0
02	11	2016	580	580	580-598	400OL	120	PYROL	90ALL PAYROLL SPREAD	896.28	0
02	11	2016	580	580	580-598	400OL	120	PYROL	LABOR DISTRIBUTION	1,295.50	0
02	12	2016	580	580	580-598	200PL	120	PYROL	90ALL PAYROLL SPREAD	1,419.21	0
02	12	2016	580	580	580-598	200PL	120	PYROL	LABOR DISTRIBUTION	3,223.94	0
02	12	2016	580	580	580-598	300EW	120	PYROL	90ALL PAYROLL SPREAD	1,225.69	0
02	12	2016	580	580	580-598	300EW	120	PYROL	LABOR DISTRIBUTION	83.09	0
02	12	2016	580	580	580-598	400OL	120	PYROL	90ALL PAYROLL SPREAD	709.61	0
02	12	2016	580	580	580-598	400OL	120	PYROL	LABOR DISTRIBUTION	664.64	0
02	1	2016	582	582	580-598	200PL	120	PYROL	90ALL PAYROLL SPREAD	-	0
02	1	2016	582	582	580-598	200PL	120	PYROL	LABOR DISTRIBUTION	1,503.61	0
02	1	2016	582	582	580-598	300EW	120	PYROL	90ALL PAYROLL SPREAD	-	0
02	1	2016	582	582	580-598	300EW	120	PYROL	LABOR DISTRIBUTION	892.38	0
02	1	2016	582	582	580-598	400OL	120	PYROL	90ALL PAYROLL SPREAD	-	0
02	1	2016	582	582	580-598	400OL	120	PYROL	LABOR DISTRIBUTION	693.75	0
02	2	2016	582	582	580-598	200PL	120	PYROL	90ALL PAYROLL SPREAD	-	0
02	2	2016	582	582	580-598	200PL	120	PYROL	LABOR DISTRIBUTION	892.77	0
02	2	2016	582	582	580-598	300EW	120	PYROL	90ALL PAYROLL SPREAD	-	0
02	2	2016	582	582	580-598	300EW	120	PYROL	LABOR DISTRIBUTION	831.03	0
02	2	2016	582	582	580-598	400OL	120	PYROL	90ALL PAYROLL SPREAD	-	0
02	2	2016	582	582	580-598	400OL	120	PYROL	LABOR DISTRIBUTION	578.12	0
02	3	2016	582	582	580-598	200PL	120	PYROL	90ALL PAYROLL SPREAD	-	0
02	3	2016	582	582	580-598	200PL	120	PYROL	LABOR DISTRIBUTION	1,008.81	0
02	3	2016	582	582	580-598	300EW	120	PYROL	90ALL PAYROLL SPREAD	-	0
02	3	2016	582	582	580-598	300EW	120	PYROL	LABOR DISTRIBUTION	1,254.23	0
02	3	2016	582	582	580-598	400OL	120	PYROL	90ALL PAYROLL SPREAD	-	0
02	3	2016	582	582	580-598	400OL	120	PYROL	LABOR DISTRIBUTION	520.32	0
02	4	2016	582	582	580-598	200PL	120	PYROL	90ALL PAYROLL SPREAD	-	0
02	4	2016	582	582	580-598	200PL	120	PYROL	LABOR DISTRIBUTION	859.27	0
02	4	2016	582	582	580-598	300EW	120	PYROL	90ALL PAYROLL SPREAD	-	0
02	4	2016	582	582	580-598	300EW	120	PYROL	LABOR DISTRIBUTION	2,130.55	0
02	4	2016	582	582	580-598	400OL	120	PYROL	90ALL PAYROLL SPREAD	-	0
02	4	2016	582	582	580-598	400OL	120	PYROL	LABOR DISTRIBUTION	484.19	0
02	5	2016	582	582	580-598	200PL	120	PYROL	90ALL PAYROLL SPREAD	-	0
02	5	2016	582	582	580-598	200PL	120	PYROL	LABOR DISTRIBUTION	798.25	0
02	5	2016	582	582	580-598	300EW	120	PYROL	90ALL PAYROLL SPREAD	-	0
02	5	2016	582	582	580-598	300EW	120	PYROL	LABOR DISTRIBUTION	650.38	0
02	5	2016	582	582	580-598	400OL	120	PYROL	90ALL PAYROLL SPREAD	-	0
02	5	2016	582	582	580-598	400OL	120	PYROL	LABOR DISTRIBUTION	375.78	0
02	6	2016	582	582	580-598	200PL	120	PYROL	90ALL PAYROLL SPREAD	-	0
02	6	2016	582	582	580-598	200PL	120	PYROL	LABOR DISTRIBUTION	597.96	0
02	6	2016	582	582	580-598	300EW	120	PYROL	90ALL PAYROLL SPREAD	-	0
02	6	2016	582	582	580-598	300EW	120	PYROL	LABOR DISTRIBUTION	386.54	0
02	6	2016	582	582	580-598	400OL	120	PYROL	90ALL PAYROLL SPREAD	-	0









02	5	2016	587 587	580-598	300EW	120	PYROL	LABOR DISTRIBUTION	869.15	0
02	5	2016	587 587	580-598	400OL	120	PYROL	90ALL PAYROLL SPREAD	-	0
02	5	2016	587 587	580-598	400OL	120	PYROL	LABOR DISTRIBUTION	1,956.30	0
02	6	2016	587 587	580-598	200PL	120	PYROL	90ALL PAYROLL SPREAD	-	0
02	6	2016	587 587	580-598	200PL	120	PYROL	LABOR DISTRIBUTION	1,484.18	0
02	6	2016	587 587	580-598	300EW	120	PYROL	90ALL PAYROLL SPREAD	-	0
02	6	2016	587 587	580-598	300EW	120	PYROL	LABOR DISTRIBUTION	1,273.20	0
02	6	2016	587 587	580-598	400OL	120	PYROL	90ALL PAYROLL SPREAD	-	0
02	6	2016	587 587	580-598	400OL	120	PYROL	LABOR DISTRIBUTION	1,865.24	0
02	7	2016	587 587	580-598	200PL	120	PYROL	90ALL PAYROLL SPREAD	-	0
02	7	2016	587 587	580-598	200PL	120	PYROL	LABOR DISTRIBUTION	1,534.90	0
02	7	2016	587 587	580-598	300EW	120	PYROL	90ALL PAYROLL SPREAD	-	0
02	7	2016	587 587	580-598	300EW	120	PYROL	LABOR DISTRIBUTION	1,270.49	0
02	7	2016	587 587	580-598	400OL	120	PYROL	90ALL PAYROLL SPREAD	-	0
02	7	2016	587 587	580-598	400OL	120	PYROL	LABOR DISTRIBUTION	2,803.58	0
02	8	2016	587 587	580-598	200PL	120	PYROL	90ALL PAYROLL SPREAD	-	0
02	8	2016	587 587	580-598	200PL	120	PYROL	LABOR DISTRIBUTION	2,750.40	0
02	8	2016	587 587	580-598	300EW	120	PYROL	90ALL PAYROLL SPREAD	-	0
02	8	2016	587 587	580-598	300EW	120	PYROL	LABOR DISTRIBUTION	1,039.90	0
02	8	2016	587 587	580-598	400OL	120	PYROL	90ALL PAYROLL SPREAD	-	0
02	8	2016	587 587	580-598	400OL	120	PYROL	LABOR DISTRIBUTION	2,135.45	0
02	9	2016	587 587	580-598	200PL	120	PYROL	90ALL PAYROLL SPREAD	-	0
02	9	2016	587 587	580-598	200PL	120	PYROL	LABOR DISTRIBUTION	2,138.13	0
02	9	2016	587 587	580-598	300EW	120	PYROL	90ALL PAYROLL SPREAD	-	0
02	9	2016	587 587	580-598	300EW	120	PYROL	LABOR DISTRIBUTION	1,141.11	0
02	9	2016	587 587	580-598	400OL	120	PYROL	90ALL PAYROLL SPREAD	-	0
02	9	2016	587 587	580-598	400OL	120	PYROL	LABOR DISTRIBUTION	1,199.48	0
02	10	2016	587 587	580-598	200PL	120	PYROL	90ALL PAYROLL SPREAD	-	0
02	10	2016	587 587	580-598	200PL	120	PYROL	LABOR DISTRIBUTION	2,293.06	0
02	10	2016	587 587	580-598	300EW	120	PYROL	90ALL PAYROLL SPREAD	-	0
02	10	2016	587 587	580-598	300EW	120	PYROL	LABOR DISTRIBUTION	1,244.46	0
02	10	2016	587 587	580-598	400OL	120	PYROL	90ALL PAYROLL SPREAD	-	0
02	10	2016	587 587	580-598	400OL	120	PYROL	LABOR DISTRIBUTION	2,164.20	0
02	11	2016	587 587	580-598	200PL	120	PYROL	90ALL PAYROLL SPREAD	-	0
02	11	2016	587 587	580-598	200PL	120	PYROL	LABOR DISTRIBUTION	2,277.25	0
02	11	2016	587 587	580-598	300EW	120	PYROL	90ALL PAYROLL SPREAD	-	0
02	11	2016	587 587	580-598	300EW	120	PYROL	LABOR DISTRIBUTION	1,301.72	0
02	11	2016	587 587	580-598	400OL	120	PYROL	90ALL PAYROLL SPREAD	-	0
02	11	2016	587 587	580-598	400OL	120	PYROL	LABOR DISTRIBUTION	1,490.23	0
02	12	2016	587 587	580-598	200PL	120	PYROL	90ALL PAYROLL SPREAD	-	0
02	12	2016	587 587	580-598	200PL	120	PYROL	LABOR DISTRIBUTION	2,008.96	0
02	12	2016	587 587	580-598	300EW	120	PYROL	90ALL PAYROLL SPREAD	-	0
02	12	2016	587 587	580-598	300EW	120	PYROL	LABOR DISTRIBUTION	1,220.29	0
02	12	2016	587 587	580-598	400OL	120	PYROL	90ALL PAYROLL SPREAD	-	0
02	12	2016	587 587	580-598	400OL	120	PYROL	LABOR DISTRIBUTION	1,219.15	0
02	1	2016	588 588	580-598	200PL	120	PYROL	90ALL PAYROLL SPREAD	529.77	0
02	1	2016	588 588	580-598	200PL	120	PYROL	LABOR DISTRIBUTION	572.78	0
02	1	2016	588 588	580-598	300EW	120	PYROL	90ALL PAYROLL SPREAD	457.53	0
02	1	2016	588 588	580-598	300EW	120	PYROL	LABOR DISTRIBUTION	1,128.94	0
02	1	2016	588 588	580-598	400OL	120	PYROL	90ALL PAYROLL SPREAD	264.88	0
02	1	2016	588 588	580-598	400OL	120	PYROL	LABOR DISTRIBUTION	-	0
02	2	2016	588 588	580-598	200PL	120	PYROL	90ALL PAYROLL SPREAD	557.98	0
02	2	2016	588 588	580-598	200PL	120	PYROL	LABOR DISTRIBUTION	1,356.91	0
02	2	2016	588 588	580-598	300EW	120	PYROL	90ALL PAYROLL SPREAD	481.89	0
02	2	2016	588 588	580-598	300EW	120	PYROL	LABOR DISTRIBUTION	-	0
02	2	2016	588 588	580-598	400OL	120	PYROL	90ALL PAYROLL SPREAD	278.99	0
02	2	2016	588 588	580-598	400OL	120	PYROL	LABOR DISTRIBUTION	-	0
02	3	2016	588 588	580-598	200PL	120	PYROL	90ALL PAYROLL SPREAD	575.75	0
02	3	2016	588 588	580-598	200PL	120	PYROL	LABOR DISTRIBUTION	410.72	0
02	3	2016	588 588	580-598	300EW	120	PYROL	90ALL PAYROLL SPREAD	497.24	0
02	3	2016	588 588	580-598	300EW	120	PYROL	LABOR DISTRIBUTION	-	0
02	3	2016	588 588	580-598	400OL	120	PYROL	90ALL PAYROLL SPREAD	287.88	0
02	3	2016	588 588	580-598	400OL	120	PYROL	LABOR DISTRIBUTION	-	0
02	4	2016	588 588	580-598	200PL	120	PYROL	90ALL PAYROLL SPREAD	557.18	0
02	4	2016	588 588	580-598	200PL	120	PYROL	LABOR DISTRIBUTION	77.70	0
02	4	2016	588 588	580-598	300EW	120	PYROL	90ALL PAYROLL SPREAD	481.20	0
02	4	2016	588 588	580-598	300EW	120	PYROL	LABOR DISTRIBUTION	911.17	0
02	4	2016	588 588	580-598	400OL	120	PYROL	90ALL PAYROLL SPREAD	278.59	0
02	4	2016	588 588	580-598	400OL	120	PYROL	LABOR DISTRIBUTION	553.35	0
02	5	2016	588 588	580-598	200PL	120	PYROL	90ALL PAYROLL SPREAD	289.56	0
02	5	2016	588 588	580-598	200PL	120	PYROL	LABOR DISTRIBUTION	152.10	0
02	5	2016	588 588	580-598	300EW	120	PYROL	90ALL PAYROLL SPREAD	250.08	0
02	5	2016	588 588	580-598	300EW	120	PYROL	LABOR DISTRIBUTION	320.38	0
02	5	2016	588 588	580-598	400OL	120	PYROL	90ALL PAYROLL SPREAD	144.78	0
02	5	2016	588 588	580-598	400OL	120	PYROL	LABOR DISTRIBUTION	150.11	0
02	6	2016	588 588	580-598	200PL	120	PYROL	90ALL PAYROLL SPREAD	538.68	0
02	6	2016	588 588	580-598	200PL	120	PYROL	LABOR DISTRIBUTION	-	0
02	6	2016	588 588	580-598	300EW	120	PYROL	90ALL PAYROLL SPREAD	465.22	0
02	6	2016	588 588	580-598	300EW	120	PYROL	LABOR DISTRIBUTION	311.34	0
02	6	2016	588 588	580-598	400OL	120	PYROL	90ALL PAYROLL SPREAD	269.34	0
02	6	2016	588 588	580-598	400OL	120	PYROL	LABOR DISTRIBUTION	426.67	0
02	7	2016	588 588	580-598	200PL	120	PYROL	90ALL PAYROLL SPREAD	522.64	0
02	7	2016	588 588	580-598	200PL	120	PYROL	LABOR DISTRIBUTION	722.04	0
02	7	2016	588 588	580-598	300EW	120	PYROL	90ALL PAYROLL SPREAD	451.36	0
02	7	2016	588 588	580-598	300EW	120	PYROL	LABOR DISTRIBUTION	100.00	0
02	7	2016	588 588	580-598	400OL	120	PYROL	90ALL PAYROLL SPREAD	261.31	0
02	7	2016	588 588	580-598	400OL	120	PYROL	LABOR DISTRIBUTION	225.00	0
02	8	2016	588 588	580-598	200PL	120	PYROL	90ALL PAYROLL SPREAD	563.23	0





















02	5	2016	902 902	901-905	300EW	120	PYROL	LABOR DISTRIBUTION	4,304.35	0
02	5	2016	902 902	901-905	400OL	120	PYROL	90ALL PAYROLL SPREAD	-	0
02	5	2016	902 902	901-905	400OL	120	PYROL	LABOR DISTRIBUTION	854.42	0
02	6	2016	902 902	901-905	200PL	120	PYROL	90ALL PAYROLL SPREAD	-	0
02	6	2016	902 902	901-905	200PL	120	PYROL	LABOR DISTRIBUTION	554.22	0
02	6	2016	902 902	901-905	300EW	120	PYROL	90ALL PAYROLL SPREAD	-	0
02	6	2016	902 902	901-905	300EW	120	PYROL	LABOR DISTRIBUTION	1,677.61	0
02	6	2016	902 902	901-905	400OL	120	PYROL	90ALL PAYROLL SPREAD	-	0
02	6	2016	902 902	901-905	400OL	120	PYROL	LABOR DISTRIBUTION	964.03	0
02	7	2016	902 902	901-905	200PL	120	PYROL	90ALL PAYROLL SPREAD	-	0
02	7	2016	902 902	901-905	200PL	120	PYROL	LABOR DISTRIBUTION	626.48	0
02	7	2016	902 902	901-905	300EW	120	PYROL	90ALL PAYROLL SPREAD	-	0
02	7	2016	902 902	901-905	300EW	120	PYROL	LABOR DISTRIBUTION	2,080.05	0
02	7	2016	902 902	901-905	400OL	120	PYROL	90ALL PAYROLL SPREAD	-	0
02	7	2016	902 902	901-905	400OL	120	PYROL	LABOR DISTRIBUTION	554.22	0
02	8	2016	902 902	901-905	200PL	120	PYROL	90ALL PAYROLL SPREAD	-	0
02	8	2016	902 902	901-905	200PL	120	PYROL	LABOR DISTRIBUTION	554.22	0
02	8	2016	902 902	901-905	300EW	120	PYROL	90ALL PAYROLL SPREAD	-	0
02	8	2016	902 902	901-905	300EW	120	PYROL	LABOR DISTRIBUTION	1,054.08	0
02	8	2016	902 902	901-905	400OL	120	PYROL	90ALL PAYROLL SPREAD	-	0
02	8	2016	902 902	901-905	400OL	120	PYROL	LABOR DISTRIBUTION	897.48	0
02	9	2016	902 902	901-905	200PL	120	PYROL	90ALL PAYROLL SPREAD	-	0
02	9	2016	902 902	901-905	200PL	120	PYROL	LABOR DISTRIBUTION	646.60	0
02	9	2016	902 902	901-905	300EW	120	PYROL	90ALL PAYROLL SPREAD	-	0
02	9	2016	902 902	901-905	300EW	120	PYROL	LABOR DISTRIBUTION	72.62	0
02	9	2016	902 902	901-905	400OL	120	PYROL	90ALL PAYROLL SPREAD	-	0
02	9	2016	902 902	901-905	400OL	120	PYROL	LABOR DISTRIBUTION	854.42	0
02	10	2016	902 902	901-905	200PL	120	PYROL	90ALL PAYROLL SPREAD	-	0
02	10	2016	902 902	901-905	200PL	120	PYROL	LABOR DISTRIBUTION	665.73	0
02	10	2016	902 902	901-905	300EW	120	PYROL	90ALL PAYROLL SPREAD	-	0
02	10	2016	902 902	901-905	300EW	120	PYROL	LABOR DISTRIBUTION	72.26	0
02	10	2016	902 902	901-905	400OL	120	PYROL	90ALL PAYROLL SPREAD	-	0
02	10	2016	902 902	901-905	400OL	120	PYROL	LABOR DISTRIBUTION	1,021.61	0
02	11	2016	902 902	901-905	200PL	120	PYROL	90ALL PAYROLL SPREAD	-	0
02	11	2016	902 902	901-905	200PL	120	PYROL	LABOR DISTRIBUTION	264.72	0
02	11	2016	902 902	901-905	300EW	120	PYROL	90ALL PAYROLL SPREAD	-	0
02	11	2016	902 902	901-905	300EW	120	PYROL	LABOR DISTRIBUTION	204.68	0
02	11	2016	902 902	901-905	400OL	120	PYROL	90ALL PAYROLL SPREAD	-	0
02	11	2016	902 902	901-905	400OL	120	PYROL	LABOR DISTRIBUTION	380.57	0
02	12	2016	902 902	901-905	200PL	120	PYROL	90ALL PAYROLL SPREAD	-	0
02	12	2016	902 902	901-905	200PL	120	PYROL	LABOR DISTRIBUTION	190.28	0
02	12	2016	902 902	901-905	300EW	120	PYROL	90ALL PAYROLL SPREAD	-	0
02	12	2016	902 902	901-905	300EW	120	PYROL	LABOR DISTRIBUTION	74.43	0
02	12	2016	902 902	901-905	400OL	120	PYROL	90ALL PAYROLL SPREAD	-	0
02	12	2016	902 902	901-905	400OL	120	PYROL	LABOR DISTRIBUTION	(0.01)	0
02	1	2016	903 903	901-905	200PL	120	PYROL	90ALL PAYROLL SPREAD	2,935.81	0
02	1	2016	903 903	901-905	200PL	120	PYROL	LABOR DISTRIBUTION	243.07	0
02	1	2016	903 903	901-905	300EW	120	PYROL	90ALL PAYROLL SPREAD	2,535.47	0
02	1	2016	903 903	901-905	300EW	120	PYROL	LABOR DISTRIBUTION	87.16	0
02	1	2016	903 903	901-905	400OL	120	PYROL	90ALL PAYROLL SPREAD	1,467.90	0
02	1	2016	903 903	901-905	400OL	120	PYROL	LABOR DISTRIBUTION	929.49	0
02	2	2016	903 903	901-905	200PL	120	PYROL	90ALL PAYROLL SPREAD	2,877.75	0
02	2	2016	903 903	901-905	200PL	120	PYROL	LABOR DISTRIBUTION	942.06	0
02	2	2016	903 903	901-905	300EW	120	PYROL	90ALL PAYROLL SPREAD	2,485.32	0
02	2	2016	903 903	901-905	300EW	120	PYROL	LABOR DISTRIBUTION	912.48	0
02	2	2016	903 903	901-905	400OL	120	PYROL	90ALL PAYROLL SPREAD	1,438.87	0
02	2	2016	903 903	901-905	400OL	120	PYROL	LABOR DISTRIBUTION	874.22	0
02	3	2016	903 903	901-905	200PL	120	PYROL	90ALL PAYROLL SPREAD	3,707.19	0
02	3	2016	903 903	901-905	200PL	120	PYROL	LABOR DISTRIBUTION	2,412.91	0
02	3	2016	903 903	901-905	300EW	120	PYROL	90ALL PAYROLL SPREAD	3,201.66	0
02	3	2016	903 903	901-905	300EW	120	PYROL	LABOR DISTRIBUTION	1,279.39	0
02	3	2016	903 903	901-905	400OL	120	PYROL	90ALL PAYROLL SPREAD	1,853.59	0
02	3	2016	903 903	901-905	400OL	120	PYROL	LABOR DISTRIBUTION	1,217.76	0
02	4	2016	903 903	901-905	200PL	120	PYROL	90ALL PAYROLL SPREAD	3,198.36	0
02	4	2016	903 903	901-905	200PL	120	PYROL	LABOR DISTRIBUTION	1,466.25	0
02	4	2016	903 903	901-905	300EW	120	PYROL	90ALL PAYROLL SPREAD	2,762.22	0
02	4	2016	903 903	901-905	300EW	120	PYROL	LABOR DISTRIBUTION	1,301.49	0
02	4	2016	903 903	901-905	400OL	120	PYROL	90ALL PAYROLL SPREAD	1,599.18	0
02	4	2016	903 903	901-905	400OL	120	PYROL	LABOR DISTRIBUTION	1,310.06	0
02	5	2016	903 903	901-905	200PL	120	PYROL	90ALL PAYROLL SPREAD	3,244.51	0
02	5	2016	903 903	901-905	200PL	120	PYROL	LABOR DISTRIBUTION	1,259.25	0
02	5	2016	903 903	901-905	300EW	120	PYROL	90ALL PAYROLL SPREAD	2,802.07	0
02	5	2016	903 903	901-905	300EW	120	PYROL	LABOR DISTRIBUTION	1,345.62	0
02	5	2016	903 903	901-905	400OL	120	PYROL	90ALL PAYROLL SPREAD	1,622.25	0
02	5	2016	903 903	901-905	400OL	120	PYROL	LABOR DISTRIBUTION	1,456.47	0
02	6	2016	903 903	901-905	200PL	120	PYROL	90ALL PAYROLL SPREAD	2,917.15	0
02	6	2016	903 903	901-905	200PL	120	PYROL	LABOR DISTRIBUTION	1,734.45	0
02	6	2016	903 903	901-905	300EW	120	PYROL	90ALL PAYROLL SPREAD	2,519.36	0
02	6	2016	903 903	901-905	300EW	120	PYROL	LABOR DISTRIBUTION	1,210.52	0
02	6	2016	903 903	901-905	400OL	120	PYROL	90ALL PAYROLL SPREAD	1,458.58	0
02	6	2016	903 903	901-905	400OL	120	PYROL	LABOR DISTRIBUTION	1,550.23	0
02	7	2016	903 903	901-905	200PL	120	PYROL	90ALL PAYROLL SPREAD	2,918.11	0
02	7	2016	903 903	901-905	200PL	120	PYROL	LABOR DISTRIBUTION	1,392.27	0
02	7	2016	903 903	901-905	300EW	120	PYROL	90ALL PAYROLL SPREAD	2,520.18	0
02	7	2016	903 903	901-905	300EW	120	PYROL	LABOR DISTRIBUTION	1,404.95	0
02	7	2016	903 903	901-905	400OL	120	PYROL	90ALL PAYROLL SPREAD	1,459.05	0
02	7	2016	903 903	901-905	400OL	120	PYROL	LABOR DISTRIBUTION	1,271.01	0
02	8	2016	903 903	901-905	200PL	120	PYROL	90ALL PAYROLL SPREAD	3,329.13	0











02	11	2016	925 925	920-932	300EW	120	PYROL	LABOR DISTRIBUTION	1,853.80	0
02	11	2016	925 925	920-932	400OL	120	PYROL	90ALL PAYROLL SPREAD	261.79	0
02	11	2016	925 925	920-932	400OL	120	PYROL	LABOR DISTRIBUTION	2,627.58	0
02	11	2016	925.99 925	920-932	200PL	120	PYROL	90ALL PAYROLL SPREAD	-	0
02	11	2016	925.99 925	920-932	200PL	120	PYROL	LABOR DISTRIBUTION	-	0
02	11	2016	925.99 925	920-932	300EW	120	PYROL	90ALL PAYROLL SPREAD	-	0
02	11	2016	925.99 925	920-932	300EW	120	PYROL	LABOR DISTRIBUTION	-	0
02	11	2016	925.99 925	920-932	400OL	120	PYROL	90ALL PAYROLL SPREAD	-	0
02	11	2016	925.99 925	920-932	400OL	120	PYROL	LABOR DISTRIBUTION	-	0
02	12	2016	925 925	920-932	200PL	120	PYROL	90ALL PAYROLL SPREAD	670.35	0
02	12	2016	925 925	920-932	200PL	120	PYROL	LABOR DISTRIBUTION	1,494.10	0
02	12	2016	925 925	920-932	300EW	120	PYROL	90ALL PAYROLL SPREAD	578.93	0
02	12	2016	925 925	920-932	300EW	120	PYROL	LABOR DISTRIBUTION	532.30	0
02	12	2016	925 925	920-932	400OL	120	PYROL	90ALL PAYROLL SPREAD	335.17	0
02	12	2016	925 925	920-932	400OL	120	PYROL	LABOR DISTRIBUTION	2,367.58	0
02	12	2016	925.99 925	920-932	200PL	120	PYROL	90ALL PAYROLL SPREAD	-	0
02	12	2016	925.99 925	920-932	200PL	120	PYROL	LABOR DISTRIBUTION	-	0
02	12	2016	925.99 925	920-932	300EW	120	PYROL	90ALL PAYROLL SPREAD	-	0
02	12	2016	925.99 925	920-932	300EW	120	PYROL	LABOR DISTRIBUTION	-	0
02	12	2016	925.99 925	920-932	400OL	120	PYROL	90ALL PAYROLL SPREAD	-	0
02	12	2016	925.99 925	920-932	400OL	120	PYROL	LABOR DISTRIBUTION	-	0
02	1	2016	926 926	920-932	200PL	120	PYROL	90ALL PAYROLL SPREAD	403.68	0
02	1	2016	926 926	920-932	200PL	120	PYROL	LABOR DISTRIBUTION	2,233.68	0
02	1	2016	926 926	920-932	300EW	120	PYROL	90ALL PAYROLL SPREAD	348.63	0
02	1	2016	926 926	920-932	300EW	120	PYROL	LABOR DISTRIBUTION	2,715.58	0
02	1	2016	926 926	920-932	400OL	120	PYROL	90ALL PAYROLL SPREAD	201.84	0
02	1	2016	926 926	920-932	400OL	120	PYROL	LABOR DISTRIBUTION	2,779.74	0
02	2	2016	926 926	920-932	200PL	120	PYROL	90ALL PAYROLL SPREAD	121.28	0
02	2	2016	926 926	920-932	200PL	120	PYROL	LABOR DISTRIBUTION	597.17	0
02	2	2016	926 926	920-932	300EW	120	PYROL	90ALL PAYROLL SPREAD	104.75	0
02	2	2016	926 926	920-932	300EW	120	PYROL	LABOR DISTRIBUTION	578.13	0
02	2	2016	926 926	920-932	400OL	120	PYROL	90ALL PAYROLL SPREAD	60.64	0
02	2	2016	926 926	920-932	400OL	120	PYROL	LABOR DISTRIBUTION	381.92	0
02	3	2016	926 926	920-932	200PL	120	PYROL	90ALL PAYROLL SPREAD	227.14	0
02	3	2016	926 926	920-932	200PL	120	PYROL	LABOR DISTRIBUTION	361.85	0
02	3	2016	926 926	920-932	300EW	120	PYROL	90ALL PAYROLL SPREAD	196.16	0
02	3	2016	926 926	920-932	300EW	120	PYROL	LABOR DISTRIBUTION	611.74	0
02	3	2016	926 926	920-932	400OL	120	PYROL	90ALL PAYROLL SPREAD	113.57	0
02	3	2016	926 926	920-932	400OL	120	PYROL	LABOR DISTRIBUTION	517.81	0
02	4	2016	926 926	920-932	200PL	120	PYROL	90ALL PAYROLL SPREAD	103.66	0
02	4	2016	926 926	920-932	200PL	120	PYROL	LABOR DISTRIBUTION	693.43	0
02	4	2016	926 926	920-932	300EW	120	PYROL	90ALL PAYROLL SPREAD	89.54	0
02	4	2016	926 926	920-932	300EW	120	PYROL	LABOR DISTRIBUTION	289.08	0
02	4	2016	926 926	920-932	400OL	120	PYROL	90ALL PAYROLL SPREAD	51.84	0
02	4	2016	926 926	920-932	400OL	120	PYROL	LABOR DISTRIBUTION	21.68	0
02	5	2016	926 926	920-932	200PL	120	PYROL	90ALL PAYROLL SPREAD	1,408.41	0
02	5	2016	926 926	920-932	200PL	120	PYROL	LABOR DISTRIBUTION	2,157.89	0
02	5	2016	926 926	920-932	300EW	120	PYROL	90ALL PAYROLL SPREAD	1,216.36	0
02	5	2016	926 926	920-932	300EW	120	PYROL	LABOR DISTRIBUTION	1,986.34	0
02	5	2016	926 926	920-932	400OL	120	PYROL	90ALL PAYROLL SPREAD	704.21	0
02	5	2016	926 926	920-932	400OL	120	PYROL	LABOR DISTRIBUTION	1,912.56	0
02	6	2016	926 926	920-932	200PL	120	PYROL	90ALL PAYROLL SPREAD	41.01	0
02	6	2016	926 926	920-932	200PL	120	PYROL	LABOR DISTRIBUTION	1,392.29	0
02	6	2016	926 926	920-932	300EW	120	PYROL	90ALL PAYROLL SPREAD	35.42	0
02	6	2016	926 926	920-932	300EW	120	PYROL	LABOR DISTRIBUTION	361.32	0
02	6	2016	926 926	920-932	400OL	120	PYROL	90ALL PAYROLL SPREAD	20.51	0
02	6	2016	926 926	920-932	400OL	120	PYROL	LABOR DISTRIBUTION	322.68	0
02	7	2016	926 926	920-932	200PL	120	PYROL	90ALL PAYROLL SPREAD	1,265.10	0
02	7	2016	926 926	920-932	200PL	120	PYROL	LABOR DISTRIBUTION	2,174.02	0
02	7	2016	926 926	920-932	300EW	120	PYROL	90ALL PAYROLL SPREAD	1,092.59	0
02	7	2016	926 926	920-932	300EW	120	PYROL	LABOR DISTRIBUTION	1,663.66	0
02	7	2016	926 926	920-932	400OL	120	PYROL	90ALL PAYROLL SPREAD	632.55	0
02	7	2016	926 926	920-932	400OL	120	PYROL	LABOR DISTRIBUTION	1,796.92	0
02	8	2016	926 926	920-932	200PL	120	PYROL	90ALL PAYROLL SPREAD	341.98	0
02	8	2016	926 926	920-932	200PL	120	PYROL	LABOR DISTRIBUTION	2,954.02	0
02	8	2016	926 926	920-932	300EW	120	PYROL	90ALL PAYROLL SPREAD	295.35	0
02	8	2016	926 926	920-932	300EW	120	PYROL	LABOR DISTRIBUTION	1,817.04	0
02	8	2016	926 926	920-932	400OL	120	PYROL	90ALL PAYROLL SPREAD	170.99	0
02	8	2016	926 926	920-932	400OL	120	PYROL	LABOR DISTRIBUTION	1,378.86	0
02	9	2016	926 926	920-932	200PL	120	PYROL	90ALL PAYROLL SPREAD	1,495.46	0
02	9	2016	926 926	920-932	200PL	120	PYROL	LABOR DISTRIBUTION	2,885.41	0
02	9	2016	926 926	920-932	300EW	120	PYROL	90ALL PAYROLL SPREAD	1,291.53	0
02	9	2016	926 926	920-932	300EW	120	PYROL	LABOR DISTRIBUTION	3,723.37	0
02	9	2016	926 926	920-932	400OL	120	PYROL	90ALL PAYROLL SPREAD	747.73	0
02	9	2016	926 926	920-932	400OL	120	PYROL	LABOR DISTRIBUTION	2,620.78	0
02	10	2016	926 926	920-932	200PL	120	PYROL	90ALL PAYROLL SPREAD	159.91	0
02	10	2016	926 926	920-932	200PL	120	PYROL	LABOR DISTRIBUTION	446.66	0
02	10	2016	926 926	920-932	300EW	120	PYROL	90ALL PAYROLL SPREAD	138.11	0
02	10	2016	926 926	920-932	300EW	120	PYROL	LABOR DISTRIBUTION	-	0
02	10	2016	926 926	920-932	400OL	120	PYROL	90ALL PAYROLL SPREAD	79.96	0
02	10	2016	926 926	920-932	400OL	120	PYROL	LABOR DISTRIBUTION	-	0
02	11	2016	926 926	920-932	200PL	120	PYROL	90ALL PAYROLL SPREAD	2,350.99	0
02	11	2016	926 926	920-932	200PL	120	PYROL	LABOR DISTRIBUTION	7,009.41	0
02	11	2016	926 926	920-932	300EW	120	PYROL	90ALL PAYROLL SPREAD	2,030.40	0
02	11	2016	926 926	920-932	300EW	120	PYROL	LABOR DISTRIBUTION	4,775.07	0
02	11	2016	926 926	920-932	400OL	120	PYROL	90ALL PAYROLL SPREAD	1,175.50	0
02	11	2016	926 926	920-932	400OL	120	PYROL	LABOR DISTRIBUTION	5,742.54	0
02	12	2016	926 926	920-932	200PL	120	PYROL	90ALL PAYROLL SPREAD	1,381.06	0















**Western Cooperative Electric Association**  
**East/MKEC Division 02**  
**History of Labor Distribution by GL**  
**12/31/2015**

<b>Row Labels</b>	<b>Sum of Amount</b>
107.2	\$ 344,045.92
107.6	\$ 738.96
108.6	\$ 148.86
108.8	\$ 109,757.98
163	\$ 53,575.63
184.1	\$ 14,423.70
184.2	\$ 12,625.60
184.3	\$ -
234	\$ (1,892,931.85)
416.02	\$ -
562	\$ 234.96
570	\$ 7,091.16
571	\$ 11,330.26
580	\$ 62,370.69
582	\$ 32,277.38
583	\$ 148,727.00
584	\$ -
585	\$ -
586	\$ 33,621.57
587	\$ 62,754.64
588	\$ 20,509.21
590	\$ -
592	\$ 987.24
593	\$ 300,934.13
593.99	\$ 1,313.08
594	\$ 1,174.74
595	\$ 262.39
596	\$ 98.29
597	\$ 209.31
901	\$ -
902	\$ 56,151.04
903	\$ 139,128.04
907	\$ -
908	\$ 28,660.96
909	\$ 2,865.94
920	\$ 189,361.84
925	\$ 60,926.53
925.99	\$ 98.55
926	\$ 73,069.99
930.1	\$ -
930.4	\$ 36,790.02
930.41	\$ 3,426.80
935	\$ 592.11
935.1	\$ 34,892.95
935.2	\$ 1,927.32
935.3	\$ 45,827.06
	\$ -
(blank)	
<b>Grand Total</b>	<b>\$ (0.00)</b>

Company	Processing	Month	Year	Account #	Division	Departme	Sub-Dept	Activity	Budget ID	Journal	Description	Amount	Metric ID	Metric	Val	Reference
02			1	2015	107.2	200PL			120	PYROL	LABOR DISTRIBUTION	12,568.93				0
02			1	2015	107.2	300EW			120	PYROL	LABOR DISTRIBUTION	9,132.16				0
02			1	2015	107.2	400OL			120	PYROL	LABOR DISTRIBUTION	10,576.96				0
02			1	2015	108.6	200PL			120	PYROL	LABOR DISTRIBUTION	-				0
02			1	2015	108.6	300EW			120	PYROL	LABOR DISTRIBUTION	-				0
02			1	2015	108.6	400OL			120	PYROL	LABOR DISTRIBUTION	-				0
02			1	2015	108.8	200PL			120	PYROL	LABOR DISTRIBUTION	5,559.91				0
02			1	2015	108.8	300EW			120	PYROL	LABOR DISTRIBUTION	2,424.67				0
02			1	2015	108.8	400OL			120	PYROL	LABOR DISTRIBUTION	1,544.13				0
02			1	2015	163	200PL			120	PYROL	90ALL PAYROLL SPREAD	-				0
02			1	2015	163	200PL			120	PYROL	LABOR DISTRIBUTION	1,333.88				0
02			1	2015	163	300EW			120	PYROL	90ALL PAYROLL SPREAD	-				0
02			1	2015	163	300EW			120	PYROL	LABOR DISTRIBUTION	1,029.59				0
02			1	2015	163	400OL			120	PYROL	90ALL PAYROLL SPREAD	-				0
02			1	2015	163	400OL			120	PYROL	LABOR DISTRIBUTION	759.34				0
02			1	2015	184.1	200PL			120	PYROL	90ALL PAYROLL SPREAD	-				0
02			1	2015	184.1	200PL			120	PYROL	LABOR DISTRIBUTION	35.08				0
02			1	2015	184.1	300EW			120	PYROL	90ALL PAYROLL SPREAD	-				0
02			1	2015	184.1	300EW			120	PYROL	LABOR DISTRIBUTION	389.96				0
02			1	2015	184.1	400OL			120	PYROL	90ALL PAYROLL SPREAD	-				0
02			1	2015	184.1	400OL			120	PYROL	LABOR DISTRIBUTION	938.40				0
02			1	2015	184.2	200PL			120	PYROL	90ALL PAYROLL SPREAD	-				0
02			1	2015	184.2	200PL			120	PYROL	LABOR DISTRIBUTION	182.42				0
02			1	2015	184.2	300EW			120	PYROL	90ALL PAYROLL SPREAD	-				0
02			1	2015	184.2	300EW			120	PYROL	LABOR DISTRIBUTION	582.68				0
02			1	2015	184.2	400OL			120	PYROL	90ALL PAYROLL SPREAD	-				0
02			1	2015	184.2	400OL			120	PYROL	LABOR DISTRIBUTION	696.43				0
02			1	2015	184.3	200PL			120	PYROL	90ALL PAYROLL SPREAD	-				0
02			1	2015	184.3	200PL			120	PYROL	LABOR DISTRIBUTION	-				0
02			1	2015	184.3	300EW			120	PYROL	90ALL PAYROLL SPREAD	-				0
02			1	2015	184.3	300EW			120	PYROL	LABOR DISTRIBUTION	-				0
02			1	2015	184.3	400OL			120	PYROL	90ALL PAYROLL SPREAD	-				0
02			1	2015	184.3	400OL			120	PYROL	LABOR DISTRIBUTION	-				0
02			1	2015	234					PYROL	90ALL PAYROLL SPREAD	(36,176.85)				0
02			1	2015	234					PYROL	LABOR DISTRIBUTION	(134,150.66)				0
02			1	2015	416.02	200PL			120	PYROL	LABOR DISTRIBUTION	-				0
02			1	2015	562	200PL			120	PYROL	90ALL PAYROLL SPREAD	-				0
02			1	2015	562	200PL			120	PYROL	LABOR DISTRIBUTION	-				0
02			1	2015	562	300EW			120	PYROL	90ALL PAYROLL SPREAD	-				0
02			1	2015	562	300EW			120	PYROL	LABOR DISTRIBUTION	-				0
02			1	2015	562	400OL			120	PYROL	90ALL PAYROLL SPREAD	-				0
02			1	2015	562	400OL			120	PYROL	LABOR DISTRIBUTION	-				0
02			1	2015	570	200PL			120	PYROL	90ALL PAYROLL SPREAD	-				0
02			1	2015	570	200PL			120	PYROL	LABOR DISTRIBUTION	(4.28)				0
02			1	2015	570	300EW			120	PYROL	90ALL PAYROLL SPREAD	-				0
02			1	2015	570	300EW			120	PYROL	LABOR DISTRIBUTION	-				0
02			1	2015	570	400OL			120	PYROL	90ALL PAYROLL SPREAD	-				0
02			1	2015	570	400OL			120	PYROL	LABOR DISTRIBUTION	-				0
02			1	2015	571	200PL			120	PYROL	90ALL PAYROLL SPREAD	-				0
02			1	2015	571	200PL			120	PYROL	LABOR DISTRIBUTION	-				0
02			1	2015	571	300EW			120	PYROL	90ALL PAYROLL SPREAD	-				0
02			1	2015	571	300EW			120	PYROL	LABOR DISTRIBUTION	-				0
02			1	2015	571	400OL			120	PYROL	90ALL PAYROLL SPREAD	-				0
02			1	2015	571	400OL			120	PYROL	LABOR DISTRIBUTION	112.26				0
02			1	2015	580	200PL			120	PYROL	90ALL PAYROLL SPREAD	645.62				0
02			1	2015	580	200PL			120	PYROL	LABOR DISTRIBUTION	2,090.26				0
02			1	2015	580	300EW			120	PYROL	90ALL PAYROLL SPREAD	557.58				0
02			1	2015	580	300EW			120	PYROL	LABOR DISTRIBUTION	-				0
02			1	2015	580	400OL			120	PYROL	90ALL PAYROLL SPREAD	322.80				0
02			1	2015	580	400OL			120	PYROL	LABOR DISTRIBUTION	469.92				0
02			1	2015	582	200PL			120	PYROL	90ALL PAYROLL SPREAD	-				0
02			1	2015	582	200PL			120	PYROL	LABOR DISTRIBUTION	1,263.29				0
02			1	2015	582	300EW			120	PYROL	90ALL PAYROLL SPREAD	-				0
02			1	2015	582	300EW			120	PYROL	LABOR DISTRIBUTION	1,669.60				0
02			1	2015	582	400OL			120	PYROL	90ALL PAYROLL SPREAD	-				0
02			1	2015	582	400OL			120	PYROL	LABOR DISTRIBUTION	385.88				0
02			1	2015	583	200PL			120	PYROL	90ALL PAYROLL SPREAD	-				0
02			1	2015	583	200PL			120	PYROL	LABOR DISTRIBUTION	2,518.72				0
02			1	2015	583	300EW			120	PYROL	90ALL PAYROLL SPREAD	-				0
02			1	2015	583	300EW			120	PYROL	LABOR DISTRIBUTION	7,541.83				0
02			1	2015	583	400OL			120	PYROL	90ALL PAYROLL SPREAD	-				0
02			1	2015	583	400OL			120	PYROL	LABOR DISTRIBUTION	5,259.41				0
02			1	2015	584	200PL			120	PYROL	90ALL PAYROLL SPREAD	-				0
02			1	2015	584	200PL			120	PYROL	LABOR DISTRIBUTION	-				0
02			1	2015	584	300EW			120	PYROL	90ALL PAYROLL SPREAD	-				0
02			1	2015	584	300EW			120	PYROL	LABOR DISTRIBUTION	-				0
02			1	2015	584	400OL			120	PYROL	90ALL PAYROLL SPREAD	-				0
02			1	2015	584	400OL			120	PYROL	LABOR DISTRIBUTION	-				0
02			1	2015	585	200PL			120	PYROL	90ALL PAYROLL SPREAD	-				0

02	1	2015	585	200PL	120	PYROL	LABOR DISTRIBUTION	-	0
02	1	2015	585	300EW	120	PYROL	90ALL PAYROLL SPREAD	-	0
02	1	2015	585	300EW	120	PYROL	LABOR DISTRIBUTION	-	0
02	1	2015	585	400OL	120	PYROL	90ALL PAYROLL SPREAD	-	0
02	1	2015	585	400OL	120	PYROL	LABOR DISTRIBUTION	-	0
02	1	2015	586	200PL	120	PYROL	90ALL PAYROLL SPREAD	-	0
02	1	2015	586	200PL	120	PYROL	LABOR DISTRIBUTION	3,630.00	0
02	1	2015	586	300EW	120	PYROL	90ALL PAYROLL SPREAD	-	0
02	1	2015	586	300EW	120	PYROL	LABOR DISTRIBUTION	7,164.81	0
02	1	2015	586	400OL	120	PYROL	90ALL PAYROLL SPREAD	-	0
02	1	2015	586	400OL	120	PYROL	LABOR DISTRIBUTION	672.85	0
02	1	2015	587	200PL	120	PYROL	90ALL PAYROLL SPREAD	-	0
02	1	2015	587	200PL	120	PYROL	LABOR DISTRIBUTION	1,955.97	0
02	1	2015	587	300EW	120	PYROL	90ALL PAYROLL SPREAD	-	0
02	1	2015	587	300EW	120	PYROL	LABOR DISTRIBUTION	1,005.50	0
02	1	2015	587	400OL	120	PYROL	90ALL PAYROLL SPREAD	-	0
02	1	2015	587	400OL	120	PYROL	LABOR DISTRIBUTION	1,836.56	0
02	1	2015	588	200PL	120	PYROL	90ALL PAYROLL SPREAD	501.54	0
02	1	2015	588	200PL	120	PYROL	LABOR DISTRIBUTION	333.42	0
02	1	2015	588	300EW	120	PYROL	90ALL PAYROLL SPREAD	433.14	0
02	1	2015	588	300EW	120	PYROL	LABOR DISTRIBUTION	78.32	0
02	1	2015	588	400OL	120	PYROL	90ALL PAYROLL SPREAD	250.77	0
02	1	2015	588	400OL	120	PYROL	LABOR DISTRIBUTION	-	0
02	1	2015	590	200PL	120	PYROL	90ALL PAYROLL SPREAD	-	0
02	1	2015	590	200PL	120	PYROL	LABOR DISTRIBUTION	-	0
02	1	2015	590	300EW	120	PYROL	90ALL PAYROLL SPREAD	-	0
02	1	2015	590	300EW	120	PYROL	LABOR DISTRIBUTION	-	0
02	1	2015	590	400OL	120	PYROL	90ALL PAYROLL SPREAD	-	0
02	1	2015	590	400OL	120	PYROL	LABOR DISTRIBUTION	-	0
02	1	2015	592	200PL	120	PYROL	90ALL PAYROLL SPREAD	-	0
02	1	2015	592	200PL	120	PYROL	LABOR DISTRIBUTION	-	0
02	1	2015	592	300EW	120	PYROL	90ALL PAYROLL SPREAD	-	0
02	1	2015	592	300EW	120	PYROL	LABOR DISTRIBUTION	-	0
02	1	2015	592	400OL	120	PYROL	90ALL PAYROLL SPREAD	-	0
02	1	2015	592	400OL	120	PYROL	LABOR DISTRIBUTION	-	0
02	1	2015	593	200PL	120	PYROL	90ALL PAYROLL SPREAD	-	0
02	1	2015	593	200PL	120	PYROL	LABOR DISTRIBUTION	6,395.07	0
02	1	2015	593	300EW	120	PYROL	90ALL PAYROLL SPREAD	-	0
02	1	2015	593	300EW	120	PYROL	LABOR DISTRIBUTION	9,446.10	0
02	1	2015	593	400OL	120	PYROL	90ALL PAYROLL SPREAD	-	0
02	1	2015	593	400OL	120	PYROL	LABOR DISTRIBUTION	6,537.33	0
02	1	2015	593.99	200PL	120	PYROL	90ALL PAYROLL SPREAD	-	0
02	1	2015	593.99	200PL	120	PYROL	LABOR DISTRIBUTION	-	0
02	1	2015	593.99	300EW	120	PYROL	90ALL PAYROLL SPREAD	-	0
02	1	2015	593.99	300EW	120	PYROL	LABOR DISTRIBUTION	-	0
02	1	2015	593.99	400OL	120	PYROL	90ALL PAYROLL SPREAD	-	0
02	1	2015	593.99	400OL	120	PYROL	LABOR DISTRIBUTION	-	0
02	1	2015	594	200PL	120	PYROL	90ALL PAYROLL SPREAD	-	0
02	1	2015	594	200PL	120	PYROL	LABOR DISTRIBUTION	-	0
02	1	2015	594	300EW	120	PYROL	90ALL PAYROLL SPREAD	-	0
02	1	2015	594	300EW	120	PYROL	LABOR DISTRIBUTION	660.56	0
02	1	2015	594	400OL	120	PYROL	90ALL PAYROLL SPREAD	-	0
02	1	2015	594	400OL	120	PYROL	LABOR DISTRIBUTION	-	0
02	1	2015	595	200PL	120	PYROL	90ALL PAYROLL SPREAD	-	0
02	1	2015	595	200PL	120	PYROL	LABOR DISTRIBUTION	-	0
02	1	2015	595	300EW	120	PYROL	90ALL PAYROLL SPREAD	-	0
02	1	2015	595	300EW	120	PYROL	LABOR DISTRIBUTION	-	0
02	1	2015	595	400OL	120	PYROL	90ALL PAYROLL SPREAD	-	0
02	1	2015	595	400OL	120	PYROL	LABOR DISTRIBUTION	-	0
02	1	2015	596	200PL	120	PYROL	90ALL PAYROLL SPREAD	-	0
02	1	2015	596	200PL	120	PYROL	LABOR DISTRIBUTION	-	0
02	1	2015	596	300EW	120	PYROL	90ALL PAYROLL SPREAD	-	0
02	1	2015	596	300EW	120	PYROL	LABOR DISTRIBUTION	-	0
02	1	2015	596	400OL	120	PYROL	90ALL PAYROLL SPREAD	-	0
02	1	2015	596	400OL	120	PYROL	LABOR DISTRIBUTION	-	0
02	1	2015	597	200PL	120	PYROL	90ALL PAYROLL SPREAD	-	0
02	1	2015	597	200PL	120	PYROL	LABOR DISTRIBUTION	43.47	0
02	1	2015	597	300EW	120	PYROL	90ALL PAYROLL SPREAD	-	0
02	1	2015	597	300EW	120	PYROL	LABOR DISTRIBUTION	-	0
02	1	2015	597	400OL	120	PYROL	90ALL PAYROLL SPREAD	-	0
02	1	2015	597	400OL	120	PYROL	LABOR DISTRIBUTION	-	0
02	1	2015	901	200PL	120	PYROL	90ALL PAYROLL SPREAD	-	0
02	1	2015	901	200PL	120	PYROL	LABOR DISTRIBUTION	-	0
02	1	2015	901	300EW	120	PYROL	90ALL PAYROLL SPREAD	-	0
02	1	2015	901	300EW	120	PYROL	LABOR DISTRIBUTION	-	0
02	1	2015	901	400OL	120	PYROL	90ALL PAYROLL SPREAD	-	0
02	1	2015	901	400OL	120	PYROL	LABOR DISTRIBUTION	-	0
02	1	2015	902	200PL	120	PYROL	90ALL PAYROLL SPREAD	-	0
02	1	2015	902	200PL	120	PYROL	LABOR DISTRIBUTION	1,135.89	0
02	1	2015	902	300EW	120	PYROL	90ALL PAYROLL SPREAD	-	0



02	1	2015	902 300EW	120	PYROL	LABOR DISTRIBUTION	1,912.95	0
02	1	2015	902 400OL	120	PYROL	90ALL PAYROLL SPREAD	-	0
02	1	2015	902 400OL	120	PYROL	LABOR DISTRIBUTION	1,074.49	0
02	1	2015	903 200PL	120	PYROL	90ALL PAYROLL SPREAD	2,516.62	0
02	1	2015	903 200PL	120	PYROL	LABOR DISTRIBUTION	1,416.41	0
02	1	2015	903 300EW	120	PYROL	90ALL PAYROLL SPREAD	2,173.45	0
02	1	2015	903 300EW	120	PYROL	LABOR DISTRIBUTION	2,010.44	0
02	1	2015	903 400OL	120	PYROL	90ALL PAYROLL SPREAD	1,258.31	0
02	1	2015	903 400OL	120	PYROL	LABOR DISTRIBUTION	1,569.96	0
02	1	2015	907 200PL	120	PYROL	90ALL PAYROLL SPREAD	-	0
02	1	2015	907 200PL	120	PYROL	LABOR DISTRIBUTION	-	0
02	1	2015	907 300EW	120	PYROL	90ALL PAYROLL SPREAD	-	0
02	1	2015	907 300EW	120	PYROL	LABOR DISTRIBUTION	-	0
02	1	2015	907 400OL	120	PYROL	90ALL PAYROLL SPREAD	-	0
02	1	2015	907 400OL	120	PYROL	LABOR DISTRIBUTION	-	0
02	1	2015	908 200PL	120	PYROL	90ALL PAYROLL SPREAD	1,080.46	0
02	1	2015	908 200PL	120	PYROL	LABOR DISTRIBUTION	942.11	0
02	1	2015	908 300EW	120	PYROL	90ALL PAYROLL SPREAD	933.13	0
02	1	2015	908 300EW	120	PYROL	LABOR DISTRIBUTION	-	0
02	1	2015	908 400OL	120	PYROL	90ALL PAYROLL SPREAD	540.23	0
02	1	2015	908 400OL	120	PYROL	LABOR DISTRIBUTION	-	0
02	1	2015	909 200PL	120	PYROL	90ALL PAYROLL SPREAD	114.66	0
02	1	2015	909 200PL	120	PYROL	LABOR DISTRIBUTION	-	0
02	1	2015	909 300EW	120	PYROL	90ALL PAYROLL SPREAD	99.02	0
02	1	2015	909 300EW	120	PYROL	LABOR DISTRIBUTION	-	0
02	1	2015	909 400OL	120	PYROL	90ALL PAYROLL SPREAD	57.32	0
02	1	2015	909 400OL	120	PYROL	LABOR DISTRIBUTION	-	0
02	1	2015	920 200PL	120	PYROL	90ALL PAYROLL SPREAD	6,869.44	0
02	1	2015	920 200PL	120	PYROL	LABOR DISTRIBUTION	-	0
02	1	2015	920 300EW	120	PYROL	90ALL PAYROLL SPREAD	5,932.70	0
02	1	2015	920 300EW	120	PYROL	LABOR DISTRIBUTION	-	0
02	1	2015	920 400OL	120	PYROL	90ALL PAYROLL SPREAD	3,434.72	0
02	1	2015	920 400OL	120	PYROL	LABOR DISTRIBUTION	-	0
02	1	2015	925 200PL	120	PYROL	90ALL PAYROLL SPREAD	553.45	0
02	1	2015	925 200PL	120	PYROL	LABOR DISTRIBUTION	608.29	0
02	1	2015	925 300EW	120	PYROL	90ALL PAYROLL SPREAD	477.98	0
02	1	2015	925 300EW	120	PYROL	LABOR DISTRIBUTION	-	0
02	1	2015	925 400OL	120	PYROL	90ALL PAYROLL SPREAD	276.72	0
02	1	2015	925 400OL	120	PYROL	LABOR DISTRIBUTION	1,029.04	0
02	1	2015	925.99 200PL	120	PYROL	90ALL PAYROLL SPREAD	-	0
02	1	2015	925.99 200PL	120	PYROL	LABOR DISTRIBUTION	-	0
02	1	2015	925.99 300EW	120	PYROL	90ALL PAYROLL SPREAD	-	0
02	1	2015	925.99 300EW	120	PYROL	LABOR DISTRIBUTION	-	0
02	1	2015	925.99 400OL	120	PYROL	90ALL PAYROLL SPREAD	-	0
02	1	2015	925.99 400OL	120	PYROL	LABOR DISTRIBUTION	-	0
02	1	2015	926 200PL	120	PYROL	90ALL PAYROLL SPREAD	541.18	0
02	1	2015	926 200PL	120	PYROL	LABOR DISTRIBUTION	3,929.90	0
02	1	2015	926 300EW	120	PYROL	90ALL PAYROLL SPREAD	467.38	0
02	1	2015	926 300EW	120	PYROL	LABOR DISTRIBUTION	3,495.32	0
02	1	2015	926 400OL	120	PYROL	90ALL PAYROLL SPREAD	270.59	0
02	1	2015	926 400OL	120	PYROL	LABOR DISTRIBUTION	2,854.21	0
02	1	2015	930.1 200PL	120	PYROL	90ALL PAYROLL SPREAD	-	0
02	1	2015	930.1 200PL	120	PYROL	LABOR DISTRIBUTION	-	0
02	1	2015	930.1 300EW	120	PYROL	90ALL PAYROLL SPREAD	-	0
02	1	2015	930.1 300EW	120	PYROL	LABOR DISTRIBUTION	-	0
02	1	2015	930.1 400OL	120	PYROL	90ALL PAYROLL SPREAD	-	0
02	1	2015	930.1 400OL	120	PYROL	LABOR DISTRIBUTION	-	0
02	1	2015	930.4 200PL	120	PYROL	90ALL PAYROLL SPREAD	969.32	0
02	1	2015	930.4 200PL	120	PYROL	LABOR DISTRIBUTION	-	0
02	1	2015	930.4 300EW	120	PYROL	90ALL PAYROLL SPREAD	837.14	0
02	1	2015	930.4 300EW	120	PYROL	LABOR DISTRIBUTION	392.35	0
02	1	2015	930.4 400OL	120	PYROL	90ALL PAYROLL SPREAD	484.66	0
02	1	2015	930.4 400OL	120	PYROL	LABOR DISTRIBUTION	(7.47)	0
02	1	2015	930.41 200PL	120	PYROL	90ALL PAYROLL SPREAD	-	0
02	1	2015	930.41 200PL	120	PYROL	LABOR DISTRIBUTION	-	0
02	1	2015	930.41 300EW	120	PYROL	90ALL PAYROLL SPREAD	-	0
02	1	2015	930.41 300EW	120	PYROL	LABOR DISTRIBUTION	-	0
02	1	2015	930.41 400OL	120	PYROL	90ALL PAYROLL SPREAD	-	0
02	1	2015	930.41 400OL	120	PYROL	LABOR DISTRIBUTION	-	0
02	1	2015	935 200PL	120	PYROL	90ALL PAYROLL SPREAD	-	0
02	1	2015	935 200PL	120	PYROL	LABOR DISTRIBUTION	-	0
02	1	2015	935 300EW	120	PYROL	90ALL PAYROLL SPREAD	-	0
02	1	2015	935 300EW	120	PYROL	LABOR DISTRIBUTION	-	0
02	1	2015	935 400OL	120	PYROL	90ALL PAYROLL SPREAD	-	0
02	1	2015	935 400OL	120	PYROL	LABOR DISTRIBUTION	175.40	0
02	1	2015	935.1 200PL	120	PYROL	90ALL PAYROLL SPREAD	1,513.31	0
02	1	2015	935.1 200PL	120	PYROL	LABOR DISTRIBUTION	-	0
02	1	2015	935.1 300EW	120	PYROL	90ALL PAYROLL SPREAD	1,306.95	0
02	1	2015	935.1 300EW	120	PYROL	LABOR DISTRIBUTION	-	0
02	1	2015	935.1 400OL	120	PYROL	90ALL PAYROLL SPREAD	756.66	0

02	1	2015	935.1	400OL	120	PYROL	LABOR DISTRIBUTION	-	0
02	1	2015	935.2	200PL	120	PYROL	90ALL PAYROLL SPREAD	-	0
02	1	2015	935.2	200PL	120	PYROL	LABOR DISTRIBUTION	-	0
02	1	2015	935.2	300EW	120	PYROL	90ALL PAYROLL SPREAD	-	0
02	1	2015	935.2	300EW	120	PYROL	LABOR DISTRIBUTION	-	0
02	1	2015	935.2	400OL	120	PYROL	90ALL PAYROLL SPREAD	-	0
02	1	2015	935.2	400OL	120	PYROL	LABOR DISTRIBUTION	-	0
02	1	2015	935.3	200PL	120	PYROL	90ALL PAYROLL SPREAD	-	0
02	1	2015	935.3	200PL	120	PYROL	LABOR DISTRIBUTION	1,681.72	0
02	1	2015	935.3	300EW	120	PYROL	90ALL PAYROLL SPREAD	-	0
02	1	2015	935.3	300EW	120	PYROL	LABOR DISTRIBUTION	375.28	0
02	1	2015	935.3	400OL	120	PYROL	90ALL PAYROLL SPREAD	-	0
02	1	2015	935.3	400OL	120	PYROL	LABOR DISTRIBUTION	732.98	0
02	2	2015	107.2	200PL	120	PYROL	LABOR DISTRIBUTION	8,630.97	0
02	2	2015	107.2	300EW	120	PYROL	LABOR DISTRIBUTION	4,072.19	0
02	2	2015	107.2	400OL	120	PYROL	LABOR DISTRIBUTION	11,577.71	0
02	2	2015	108.6	200PL	120	PYROL	LABOR DISTRIBUTION	-	0
02	2	2015	108.6	300EW	120	PYROL	LABOR DISTRIBUTION	-	0
02	2	2015	108.6	400OL	120	PYROL	LABOR DISTRIBUTION	-	0
02	2	2015	108.8	200PL	120	PYROL	LABOR DISTRIBUTION	4,984.30	0
02	2	2015	108.8	300EW	120	PYROL	LABOR DISTRIBUTION	200.43	0
02	2	2015	108.8	400OL	120	PYROL	LABOR DISTRIBUTION	748.18	0
02	2	2015	163	200PL	120	PYROL	90ALL PAYROLL SPREAD	53.45	0
02	2	2015	163	200PL	120	PYROL	LABOR DISTRIBUTION	1,161.00	0
02	2	2015	163	300EW	120	PYROL	90ALL PAYROLL SPREAD	46.16	0
02	2	2015	163	300EW	120	PYROL	LABOR DISTRIBUTION	1,225.77	0
02	2	2015	163	400OL	120	PYROL	90ALL PAYROLL SPREAD	26.73	0
02	2	2015	163	400OL	120	PYROL	LABOR DISTRIBUTION	1,231.01	0
02	2	2015	184.1	200PL	120	PYROL	90ALL PAYROLL SPREAD	-	0
02	2	2015	184.1	200PL	120	PYROL	LABOR DISTRIBUTION	94.72	0
02	2	2015	184.1	300EW	120	PYROL	90ALL PAYROLL SPREAD	-	0
02	2	2015	184.1	300EW	120	PYROL	LABOR DISTRIBUTION	526.20	0
02	2	2015	184.1	400OL	120	PYROL	90ALL PAYROLL SPREAD	-	0
02	2	2015	184.1	400OL	120	PYROL	LABOR DISTRIBUTION	56.14	0
02	2	2015	184.2	200PL	120	PYROL	90ALL PAYROLL SPREAD	-	0
02	2	2015	184.2	200PL	120	PYROL	LABOR DISTRIBUTION	24.56	0
02	2	2015	184.2	300EW	120	PYROL	90ALL PAYROLL SPREAD	-	0
02	2	2015	184.2	300EW	120	PYROL	LABOR DISTRIBUTION	648.98	0
02	2	2015	184.2	400OL	120	PYROL	90ALL PAYROLL SPREAD	-	0
02	2	2015	184.2	400OL	120	PYROL	LABOR DISTRIBUTION	126.30	0
02	2	2015	184.3	200PL	120	PYROL	90ALL PAYROLL SPREAD	-	0
02	2	2015	184.3	200PL	120	PYROL	LABOR DISTRIBUTION	-	0
02	2	2015	184.3	300EW	120	PYROL	90ALL PAYROLL SPREAD	-	0
02	2	2015	184.3	300EW	120	PYROL	LABOR DISTRIBUTION	-	0
02	2	2015	184.3	400OL	120	PYROL	90ALL PAYROLL SPREAD	-	0
02	2	2015	184.3	400OL	120	PYROL	LABOR DISTRIBUTION	-	0
02	2	2015	234			PYROL	90ALL PAYROLL SPREAD	(34,829.44)	0
02	2	2015	234			PYROL	LABOR DISTRIBUTION	(111,781.10)	0
02	2	2015	416.02	200PL	120	PYROL	LABOR DISTRIBUTION	-	0
02	2	2015	562	200PL	120	PYROL	90ALL PAYROLL SPREAD	-	0
02	2	2015	562	200PL	120	PYROL	LABOR DISTRIBUTION	-	0
02	2	2015	562	300EW	120	PYROL	90ALL PAYROLL SPREAD	-	0
02	2	2015	562	300EW	120	PYROL	LABOR DISTRIBUTION	-	0
02	2	2015	562	400OL	120	PYROL	90ALL PAYROLL SPREAD	-	0
02	2	2015	562	400OL	120	PYROL	LABOR DISTRIBUTION	-	0
02	2	2015	570	200PL	120	PYROL	90ALL PAYROLL SPREAD	-	0
02	2	2015	570	200PL	120	PYROL	LABOR DISTRIBUTION	-	0
02	2	2015	570	300EW	120	PYROL	90ALL PAYROLL SPREAD	-	0
02	2	2015	570	300EW	120	PYROL	LABOR DISTRIBUTION	-	0
02	2	2015	570	400OL	120	PYROL	90ALL PAYROLL SPREAD	-	0
02	2	2015	570	400OL	120	PYROL	LABOR DISTRIBUTION	-	0
02	2	2015	571	200PL	120	PYROL	90ALL PAYROLL SPREAD	-	0
02	2	2015	571	200PL	120	PYROL	LABOR DISTRIBUTION	105.24	0
02	2	2015	571	300EW	120	PYROL	90ALL PAYROLL SPREAD	-	0
02	2	2015	571	300EW	120	PYROL	LABOR DISTRIBUTION	78.32	0
02	2	2015	571	400OL	120	PYROL	90ALL PAYROLL SPREAD	-	0
02	2	2015	571	400OL	120	PYROL	LABOR DISTRIBUTION	568.31	0
02	2	2015	580	200PL	120	PYROL	90ALL PAYROLL SPREAD	732.36	0
02	2	2015	580	200PL	120	PYROL	LABOR DISTRIBUTION	2,645.51	0
02	2	2015	580	300EW	120	PYROL	90ALL PAYROLL SPREAD	632.50	0
02	2	2015	580	300EW	120	PYROL	LABOR DISTRIBUTION	-	0
02	2	2015	580	400OL	120	PYROL	90ALL PAYROLL SPREAD	366.18	0
02	2	2015	580	400OL	120	PYROL	LABOR DISTRIBUTION	352.44	0
02	2	2015	582	200PL	120	PYROL	90ALL PAYROLL SPREAD	-	0
02	2	2015	582	200PL	120	PYROL	LABOR DISTRIBUTION	1,988.36	0
02	2	2015	582	300EW	120	PYROL	90ALL PAYROLL SPREAD	-	0
02	2	2015	582	300EW	120	PYROL	LABOR DISTRIBUTION	1,545.16	0
02	2	2015	582	400OL	120	PYROL	90ALL PAYROLL SPREAD	-	0
02	2	2015	582	400OL	120	PYROL	LABOR DISTRIBUTION	-	0
02	2	2015	583	200PL	120	PYROL	90ALL PAYROLL SPREAD	-	0

02	2	2015	583 200PL	120	PYROL	LABOR DISTRIBUTION	3,851.93	0
02	2	2015	583 300EW	120	PYROL	90ALL PAYROLL SPREAD	-	0
02	2	2015	583 300EW	120	PYROL	LABOR DISTRIBUTION	7,524.44	0
02	2	2015	583 400OL	120	PYROL	90ALL PAYROLL SPREAD	-	0
02	2	2015	583 400OL	120	PYROL	LABOR DISTRIBUTION	3,165.08	0
02	2	2015	584 200PL	120	PYROL	90ALL PAYROLL SPREAD	-	0
02	2	2015	584 200PL	120	PYROL	LABOR DISTRIBUTION	-	0
02	2	2015	584 300EW	120	PYROL	90ALL PAYROLL SPREAD	-	0
02	2	2015	584 300EW	120	PYROL	LABOR DISTRIBUTION	-	0
02	2	2015	584 400OL	120	PYROL	90ALL PAYROLL SPREAD	-	0
02	2	2015	584 400OL	120	PYROL	LABOR DISTRIBUTION	-	0
02	2	2015	585 200PL	120	PYROL	90ALL PAYROLL SPREAD	-	0
02	2	2015	585 200PL	120	PYROL	LABOR DISTRIBUTION	-	0
02	2	2015	585 300EW	120	PYROL	90ALL PAYROLL SPREAD	-	0
02	2	2015	585 300EW	120	PYROL	LABOR DISTRIBUTION	-	0
02	2	2015	585 400OL	120	PYROL	90ALL PAYROLL SPREAD	-	0
02	2	2015	585 400OL	120	PYROL	LABOR DISTRIBUTION	-	0
02	2	2015	586 200PL	120	PYROL	90ALL PAYROLL SPREAD	-	0
02	2	2015	586 200PL	120	PYROL	LABOR DISTRIBUTION	669.67	0
02	2	2015	586 300EW	120	PYROL	90ALL PAYROLL SPREAD	-	0
02	2	2015	586 300EW	120	PYROL	LABOR DISTRIBUTION	97.15	0
02	2	2015	586 400OL	120	PYROL	90ALL PAYROLL SPREAD	-	0
02	2	2015	586 400OL	120	PYROL	LABOR DISTRIBUTION	3,064.43	0
02	2	2015	587 200PL	120	PYROL	90ALL PAYROLL SPREAD	-	0
02	2	2015	587 200PL	120	PYROL	LABOR DISTRIBUTION	1,939.81	0
02	2	2015	587 300EW	120	PYROL	90ALL PAYROLL SPREAD	-	0
02	2	2015	587 300EW	120	PYROL	LABOR DISTRIBUTION	1,528.04	0
02	2	2015	587 400OL	120	PYROL	90ALL PAYROLL SPREAD	-	0
02	2	2015	587 400OL	120	PYROL	LABOR DISTRIBUTION	1,354.62	0
02	2	2015	588 200PL	120	PYROL	90ALL PAYROLL SPREAD	476.62	0
02	2	2015	588 200PL	120	PYROL	LABOR DISTRIBUTION	133.48	0
02	2	2015	588 300EW	120	PYROL	90ALL PAYROLL SPREAD	411.62	0
02	2	2015	588 300EW	120	PYROL	LABOR DISTRIBUTION	-	0
02	2	2015	588 400OL	120	PYROL	90ALL PAYROLL SPREAD	238.31	0
02	2	2015	588 400OL	120	PYROL	LABOR DISTRIBUTION	-	0
02	2	2015	590 200PL	120	PYROL	90ALL PAYROLL SPREAD	-	0
02	2	2015	590 200PL	120	PYROL	LABOR DISTRIBUTION	-	0
02	2	2015	590 300EW	120	PYROL	90ALL PAYROLL SPREAD	-	0
02	2	2015	590 300EW	120	PYROL	LABOR DISTRIBUTION	-	0
02	2	2015	590 400OL	120	PYROL	90ALL PAYROLL SPREAD	-	0
02	2	2015	590 400OL	120	PYROL	LABOR DISTRIBUTION	-	0
02	2	2015	592 200PL	120	PYROL	90ALL PAYROLL SPREAD	-	0
02	2	2015	592 200PL	120	PYROL	LABOR DISTRIBUTION	-	0
02	2	2015	592 300EW	120	PYROL	90ALL PAYROLL SPREAD	-	0
02	2	2015	592 300EW	120	PYROL	LABOR DISTRIBUTION	-	0
02	2	2015	592 400OL	120	PYROL	90ALL PAYROLL SPREAD	-	0
02	2	2015	592 400OL	120	PYROL	LABOR DISTRIBUTION	-	0
02	2	2015	593 200PL	120	PYROL	90ALL PAYROLL SPREAD	-	0
02	2	2015	593 200PL	120	PYROL	LABOR DISTRIBUTION	6,303.47	0
02	2	2015	593 300EW	120	PYROL	90ALL PAYROLL SPREAD	-	0
02	2	2015	593 300EW	120	PYROL	LABOR DISTRIBUTION	10,909.38	0
02	2	2015	593 400OL	120	PYROL	90ALL PAYROLL SPREAD	-	0
02	2	2015	593 400OL	120	PYROL	LABOR DISTRIBUTION	9,062.75	0
02	2	2015	593.99 200PL	120	PYROL	90ALL PAYROLL SPREAD	-	0
02	2	2015	593.99 200PL	120	PYROL	LABOR DISTRIBUTION	-	0
02	2	2015	593.99 300EW	120	PYROL	90ALL PAYROLL SPREAD	-	0
02	2	2015	593.99 300EW	120	PYROL	LABOR DISTRIBUTION	-	0
02	2	2015	593.99 400OL	120	PYROL	90ALL PAYROLL SPREAD	-	0
02	2	2015	593.99 400OL	120	PYROL	LABOR DISTRIBUTION	-	0
02	2	2015	594 200PL	120	PYROL	90ALL PAYROLL SPREAD	-	0
02	2	2015	594 200PL	120	PYROL	LABOR DISTRIBUTION	-	0
02	2	2015	594 300EW	120	PYROL	90ALL PAYROLL SPREAD	-	0
02	2	2015	594 300EW	120	PYROL	LABOR DISTRIBUTION	-	0
02	2	2015	594 400OL	120	PYROL	90ALL PAYROLL SPREAD	-	0
02	2	2015	594 400OL	120	PYROL	LABOR DISTRIBUTION	-	0
02	2	2015	595 200PL	120	PYROL	90ALL PAYROLL SPREAD	-	0
02	2	2015	595 200PL	120	PYROL	LABOR DISTRIBUTION	-	0
02	2	2015	595 300EW	120	PYROL	90ALL PAYROLL SPREAD	-	0
02	2	2015	595 300EW	120	PYROL	LABOR DISTRIBUTION	-	0
02	2	2015	595 400OL	120	PYROL	90ALL PAYROLL SPREAD	-	0
02	2	2015	595 400OL	120	PYROL	LABOR DISTRIBUTION	-	0
02	2	2015	596 200PL	120	PYROL	90ALL PAYROLL SPREAD	-	0
02	2	2015	596 200PL	120	PYROL	LABOR DISTRIBUTION	-	0
02	2	2015	596 300EW	120	PYROL	90ALL PAYROLL SPREAD	-	0
02	2	2015	596 300EW	120	PYROL	LABOR DISTRIBUTION	-	0
02	2	2015	596 400OL	120	PYROL	90ALL PAYROLL SPREAD	-	0
02	2	2015	596 400OL	120	PYROL	LABOR DISTRIBUTION	-	0
02	2	2015	597 200PL	120	PYROL	90ALL PAYROLL SPREAD	-	0
02	2	2015	597 200PL	120	PYROL	LABOR DISTRIBUTION	-	0
02	2	2015	597 300EW	120	PYROL	90ALL PAYROLL SPREAD	-	0

02	2	2015	597 300EW	120	PYROL	LABOR DISTRIBUTION	-	0
02	2	2015	597 400OL	120	PYROL	90ALL PAYROLL SPREAD	-	0
02	2	2015	597 400OL	120	PYROL	LABOR DISTRIBUTION	-	0
02	2	2015	901 200PL	120	PYROL	90ALL PAYROLL SPREAD	-	0
02	2	2015	901 200PL	120	PYROL	LABOR DISTRIBUTION	-	0
02	2	2015	901 300EW	120	PYROL	90ALL PAYROLL SPREAD	-	0
02	2	2015	901 300EW	120	PYROL	LABOR DISTRIBUTION	-	0
02	2	2015	901 400OL	120	PYROL	90ALL PAYROLL SPREAD	-	0
02	2	2015	901 400OL	120	PYROL	LABOR DISTRIBUTION	-	0
02	2	2015	902 200PL	120	PYROL	90ALL PAYROLL SPREAD	-	0
02	2	2015	902 200PL	120	PYROL	LABOR DISTRIBUTION	1,183.56	0
02	2	2015	902 300EW	120	PYROL	90ALL PAYROLL SPREAD	-	0
02	2	2015	902 300EW	120	PYROL	LABOR DISTRIBUTION	2,787.05	0
02	2	2015	902 400OL	120	PYROL	90ALL PAYROLL SPREAD	-	0
02	2	2015	902 400OL	120	PYROL	LABOR DISTRIBUTION	1,076.16	0
02	2	2015	903 200PL	120	PYROL	90ALL PAYROLL SPREAD	2,473.17	0
02	2	2015	903 200PL	120	PYROL	LABOR DISTRIBUTION	546.87	0
02	2	2015	903 300EW	120	PYROL	90ALL PAYROLL SPREAD	2,135.92	0
02	2	2015	903 300EW	120	PYROL	LABOR DISTRIBUTION	439.78	0
02	2	2015	903 400OL	120	PYROL	90ALL PAYROLL SPREAD	1,236.59	0
02	2	2015	903 400OL	120	PYROL	LABOR DISTRIBUTION	703.79	0
02	2	2015	907 200PL	120	PYROL	90ALL PAYROLL SPREAD	-	0
02	2	2015	907 200PL	120	PYROL	LABOR DISTRIBUTION	-	0
02	2	2015	907 300EW	120	PYROL	90ALL PAYROLL SPREAD	-	0
02	2	2015	907 300EW	120	PYROL	LABOR DISTRIBUTION	-	0
02	2	2015	907 400OL	120	PYROL	90ALL PAYROLL SPREAD	-	0
02	2	2015	907 400OL	120	PYROL	LABOR DISTRIBUTION	-	0
02	2	2015	908 200PL	120	PYROL	90ALL PAYROLL SPREAD	884.02	0
02	2	2015	908 200PL	120	PYROL	LABOR DISTRIBUTION	-	0
02	2	2015	908 300EW	120	PYROL	90ALL PAYROLL SPREAD	763.47	0
02	2	2015	908 300EW	120	PYROL	LABOR DISTRIBUTION	-	0
02	2	2015	908 400OL	120	PYROL	90ALL PAYROLL SPREAD	442.01	0
02	2	2015	908 400OL	120	PYROL	LABOR DISTRIBUTION	-	0
02	2	2015	909 200PL	120	PYROL	90ALL PAYROLL SPREAD	124.27	0
02	2	2015	909 200PL	120	PYROL	LABOR DISTRIBUTION	-	0
02	2	2015	909 300EW	120	PYROL	90ALL PAYROLL SPREAD	107.33	0
02	2	2015	909 300EW	120	PYROL	LABOR DISTRIBUTION	-	0
02	2	2015	909 400OL	120	PYROL	90ALL PAYROLL SPREAD	62.13	0
02	2	2015	909 400OL	120	PYROL	LABOR DISTRIBUTION	-	0
02	2	2015	920 200PL	120	PYROL	90ALL PAYROLL SPREAD	6,856.26	0
02	2	2015	920 200PL	120	PYROL	LABOR DISTRIBUTION	-	0
02	2	2015	920 300EW	120	PYROL	90ALL PAYROLL SPREAD	5,921.32	0
02	2	2015	920 300EW	120	PYROL	LABOR DISTRIBUTION	-	0
02	2	2015	920 400OL	120	PYROL	90ALL PAYROLL SPREAD	3,428.13	0
02	2	2015	920 400OL	120	PYROL	LABOR DISTRIBUTION	-	0
02	2	2015	925 200PL	120	PYROL	90ALL PAYROLL SPREAD	398.87	0
02	2	2015	925 200PL	120	PYROL	LABOR DISTRIBUTION	1,882.72	0
02	2	2015	925 300EW	120	PYROL	90ALL PAYROLL SPREAD	344.48	0
02	2	2015	925 300EW	120	PYROL	LABOR DISTRIBUTION	807.60	0
02	2	2015	925 400OL	120	PYROL	90ALL PAYROLL SPREAD	199.44	0
02	2	2015	925 400OL	120	PYROL	LABOR DISTRIBUTION	1,830.05	0
02	2	2015	925.99 200PL	120	PYROL	90ALL PAYROLL SPREAD	-	0
02	2	2015	925.99 200PL	120	PYROL	LABOR DISTRIBUTION	-	0
02	2	2015	925.99 300EW	120	PYROL	90ALL PAYROLL SPREAD	-	0
02	2	2015	925.99 300EW	120	PYROL	LABOR DISTRIBUTION	-	0
02	2	2015	925.99 400OL	120	PYROL	90ALL PAYROLL SPREAD	-	0
02	2	2015	925.99 400OL	120	PYROL	LABOR DISTRIBUTION	-	0
02	2	2015	926 200PL	120	PYROL	90ALL PAYROLL SPREAD	497.21	0
02	2	2015	926 200PL	120	PYROL	LABOR DISTRIBUTION	1,847.99	0
02	2	2015	926 300EW	120	PYROL	90ALL PAYROLL SPREAD	429.41	0
02	2	2015	926 300EW	120	PYROL	LABOR DISTRIBUTION	675.51	0
02	2	2015	926 400OL	120	PYROL	90ALL PAYROLL SPREAD	248.60	0
02	2	2015	926 400OL	120	PYROL	LABOR DISTRIBUTION	1,708.44	0
02	2	2015	930.1 200PL	120	PYROL	90ALL PAYROLL SPREAD	-	0
02	2	2015	930.1 200PL	120	PYROL	LABOR DISTRIBUTION	-	0
02	2	2015	930.1 300EW	120	PYROL	90ALL PAYROLL SPREAD	-	0
02	2	2015	930.1 300EW	120	PYROL	LABOR DISTRIBUTION	-	0
02	2	2015	930.1 400OL	120	PYROL	90ALL PAYROLL SPREAD	-	0
02	2	2015	930.1 400OL	120	PYROL	LABOR DISTRIBUTION	-	0
02	2	2015	930.4 200PL	120	PYROL	90ALL PAYROLL SPREAD	972.36	0
02	2	2015	930.4 200PL	120	PYROL	LABOR DISTRIBUTION	-	0
02	2	2015	930.4 300EW	120	PYROL	90ALL PAYROLL SPREAD	839.76	0
02	2	2015	930.4 300EW	120	PYROL	LABOR DISTRIBUTION	-	0
02	2	2015	930.4 400OL	120	PYROL	90ALL PAYROLL SPREAD	486.18	0
02	2	2015	930.4 400OL	120	PYROL	LABOR DISTRIBUTION	298.92	0
02	2	2015	930.41 200PL	120	PYROL	90ALL PAYROLL SPREAD	-	0
02	2	2015	930.41 200PL	120	PYROL	LABOR DISTRIBUTION	-	0
02	2	2015	930.41 300EW	120	PYROL	90ALL PAYROLL SPREAD	-	0
02	2	2015	930.41 300EW	120	PYROL	LABOR DISTRIBUTION	-	0
02	2	2015	930.41 400OL	120	PYROL	90ALL PAYROLL SPREAD	-	0

02	2	2015	930.41	400OL	120	PYROL	LABOR DISTRIBUTION	-	0
02	2	2015	935	200PL	120	PYROL	90ALL PAYROLL SPREAD	-	0
02	2	2015	935	200PL	120	PYROL	LABOR DISTRIBUTION	-	0
02	2	2015	935	300EW	120	PYROL	90ALL PAYROLL SPREAD	-	0
02	2	2015	935	300EW	120	PYROL	LABOR DISTRIBUTION	-	0
02	2	2015	935	400OL	120	PYROL	90ALL PAYROLL SPREAD	-	0
02	2	2015	935	400OL	120	PYROL	LABOR DISTRIBUTION	-	0
02	2	2015	935.1	200PL	120	PYROL	90ALL PAYROLL SPREAD	1,266.94	0
02	2	2015	935.1	200PL	120	PYROL	LABOR DISTRIBUTION	-	0
02	2	2015	935.1	300EW	120	PYROL	90ALL PAYROLL SPREAD	1,094.17	0
02	2	2015	935.1	300EW	120	PYROL	LABOR DISTRIBUTION	-	0
02	2	2015	935.1	400OL	120	PYROL	90ALL PAYROLL SPREAD	633.47	0
02	2	2015	935.1	400OL	120	PYROL	LABOR DISTRIBUTION	-	0
02	2	2015	935.2	200PL	120	PYROL	90ALL PAYROLL SPREAD	-	0
02	2	2015	935.2	200PL	120	PYROL	LABOR DISTRIBUTION	-	0
02	2	2015	935.2	300EW	120	PYROL	90ALL PAYROLL SPREAD	-	0
02	2	2015	935.2	300EW	120	PYROL	LABOR DISTRIBUTION	-	0
02	2	2015	935.2	400OL	120	PYROL	90ALL PAYROLL SPREAD	-	0
02	2	2015	935.2	400OL	120	PYROL	LABOR DISTRIBUTION	-	0
02	2	2015	935.3	200PL	120	PYROL	90ALL PAYROLL SPREAD	-	0
02	2	2015	935.3	200PL	120	PYROL	LABOR DISTRIBUTION	1,599.04	0
02	2	2015	935.3	300EW	120	PYROL	90ALL PAYROLL SPREAD	-	0
02	2	2015	935.3	300EW	120	PYROL	LABOR DISTRIBUTION	1,541.85	0
02	2	2015	935.3	400OL	120	PYROL	90ALL PAYROLL SPREAD	-	0
02	2	2015	935.3	400OL	120	PYROL	LABOR DISTRIBUTION	655.72	0
02	3	2015	107.2	200PL	120	PYROL	LABOR DISTRIBUTION	12,715.14	0
02	3	2015	107.2	300EW	120	PYROL	LABOR DISTRIBUTION	6,257.73	0
02	3	2015	107.2	400OL	120	PYROL	LABOR DISTRIBUTION	11,752.73	0
02	3	2015	108.6	200PL	120	PYROL	LABOR DISTRIBUTION	-	0
02	3	2015	108.6	300EW	120	PYROL	LABOR DISTRIBUTION	-	0
02	3	2015	108.6	400OL	120	PYROL	LABOR DISTRIBUTION	-	0
02	3	2015	108.8	200PL	120	PYROL	LABOR DISTRIBUTION	4,915.76	0
02	3	2015	108.8	300EW	120	PYROL	LABOR DISTRIBUTION	3,651.60	0
02	3	2015	108.8	400OL	120	PYROL	LABOR DISTRIBUTION	1,619.03	0
02	3	2015	163	200PL	120	PYROL	90ALL PAYROLL SPREAD	-	0
02	3	2015	163	200PL	120	PYROL	LABOR DISTRIBUTION	1,593.77	0
02	3	2015	163	300EW	120	PYROL	90ALL PAYROLL SPREAD	-	0
02	3	2015	163	300EW	120	PYROL	LABOR DISTRIBUTION	1,384.03	0
02	3	2015	163	400OL	120	PYROL	90ALL PAYROLL SPREAD	-	0
02	3	2015	163	400OL	120	PYROL	LABOR DISTRIBUTION	1,214.40	0
02	3	2015	184.1	200PL	120	PYROL	90ALL PAYROLL SPREAD	-	0
02	3	2015	184.1	200PL	120	PYROL	LABOR DISTRIBUTION	291.05	0
02	3	2015	184.1	300EW	120	PYROL	90ALL PAYROLL SPREAD	-	0
02	3	2015	184.1	300EW	120	PYROL	LABOR DISTRIBUTION	140.32	0
02	3	2015	184.1	400OL	120	PYROL	90ALL PAYROLL SPREAD	-	0
02	3	2015	184.1	400OL	120	PYROL	LABOR DISTRIBUTION	1,013.64	0
02	3	2015	184.2	200PL	120	PYROL	90ALL PAYROLL SPREAD	-	0
02	3	2015	184.2	200PL	120	PYROL	LABOR DISTRIBUTION	571.83	0
02	3	2015	184.2	300EW	120	PYROL	90ALL PAYROLL SPREAD	-	0
02	3	2015	184.2	300EW	120	PYROL	LABOR DISTRIBUTION	245.56	0
02	3	2015	184.2	400OL	120	PYROL	90ALL PAYROLL SPREAD	-	0
02	3	2015	184.2	400OL	120	PYROL	LABOR DISTRIBUTION	140.32	0
02	3	2015	184.3	200PL	120	PYROL	90ALL PAYROLL SPREAD	-	0
02	3	2015	184.3	200PL	120	PYROL	LABOR DISTRIBUTION	-	0
02	3	2015	184.3	300EW	120	PYROL	90ALL PAYROLL SPREAD	-	0
02	3	2015	184.3	300EW	120	PYROL	LABOR DISTRIBUTION	-	0
02	3	2015	184.3	400OL	120	PYROL	90ALL PAYROLL SPREAD	-	0
02	3	2015	184.3	400OL	120	PYROL	LABOR DISTRIBUTION	-	0
02	3	2015	234			PYROL	90ALL PAYROLL SPREAD	(38,838.88)	0
02	3	2015	234			PYROL	LABOR DISTRIBUTION	(120,425.55)	0
02	3	2015	416.02	200PL	120	PYROL	LABOR DISTRIBUTION	-	0
02	3	2015	562	200PL	120	PYROL	90ALL PAYROLL SPREAD	-	0
02	3	2015	562	200PL	120	PYROL	LABOR DISTRIBUTION	-	0
02	3	2015	562	300EW	120	PYROL	90ALL PAYROLL SPREAD	-	0
02	3	2015	562	300EW	120	PYROL	LABOR DISTRIBUTION	-	0
02	3	2015	562	400OL	120	PYROL	90ALL PAYROLL SPREAD	-	0
02	3	2015	562	400OL	120	PYROL	LABOR DISTRIBUTION	-	0
02	3	2015	570	200PL	120	PYROL	90ALL PAYROLL SPREAD	-	0
02	3	2015	570	200PL	120	PYROL	LABOR DISTRIBUTION	934.56	0
02	3	2015	570	300EW	120	PYROL	90ALL PAYROLL SPREAD	-	0
02	3	2015	570	300EW	120	PYROL	LABOR DISTRIBUTION	-	0
02	3	2015	570	400OL	120	PYROL	90ALL PAYROLL SPREAD	-	0
02	3	2015	570	400OL	120	PYROL	LABOR DISTRIBUTION	195.80	0
02	3	2015	571	200PL	120	PYROL	90ALL PAYROLL SPREAD	-	0
02	3	2015	571	200PL	120	PYROL	LABOR DISTRIBUTION	-	0
02	3	2015	571	300EW	120	PYROL	90ALL PAYROLL SPREAD	-	0
02	3	2015	571	300EW	120	PYROL	LABOR DISTRIBUTION	-	0
02	3	2015	571	400OL	120	PYROL	90ALL PAYROLL SPREAD	-	0
02	3	2015	571	400OL	120	PYROL	LABOR DISTRIBUTION	708.66	0
02	3	2015	580	200PL	120	PYROL	90ALL PAYROLL SPREAD	604.86	0

02	3	2015	580	200PL	120	PYROL	LABOR DISTRIBUTION	2,960.01	0
02	3	2015	580	300EW	120	PYROL	90ALL PAYROLL SPREAD	522.38	0
02	3	2015	580	300EW	120	PYROL	LABOR DISTRIBUTION	234.96	0
02	3	2015	580	400OL	120	PYROL	90ALL PAYROLL SPREAD	302.43	0
02	3	2015	580	400OL	120	PYROL	LABOR DISTRIBUTION	469.92	0
02	3	2015	582	200PL	120	PYROL	90ALL PAYROLL SPREAD	-	0
02	3	2015	582	200PL	120	PYROL	LABOR DISTRIBUTION	757.73	0
02	3	2015	582	300EW	120	PYROL	90ALL PAYROLL SPREAD	-	0
02	3	2015	582	300EW	120	PYROL	LABOR DISTRIBUTION	1,645.51	0
02	3	2015	582	400OL	120	PYROL	90ALL PAYROLL SPREAD	-	0
02	3	2015	582	400OL	120	PYROL	LABOR DISTRIBUTION	806.84	0
02	3	2015	583	200PL	120	PYROL	90ALL PAYROLL SPREAD	-	0
02	3	2015	583	200PL	120	PYROL	LABOR DISTRIBUTION	2,610.65	0
02	3	2015	583	300EW	120	PYROL	90ALL PAYROLL SPREAD	-	0
02	3	2015	583	300EW	120	PYROL	LABOR DISTRIBUTION	5,562.24	0
02	3	2015	583	400OL	120	PYROL	90ALL PAYROLL SPREAD	-	0
02	3	2015	583	400OL	120	PYROL	LABOR DISTRIBUTION	1,152.95	0
02	3	2015	584	200PL	120	PYROL	90ALL PAYROLL SPREAD	-	0
02	3	2015	584	200PL	120	PYROL	LABOR DISTRIBUTION	-	0
02	3	2015	584	300EW	120	PYROL	90ALL PAYROLL SPREAD	-	0
02	3	2015	584	300EW	120	PYROL	LABOR DISTRIBUTION	-	0
02	3	2015	584	400OL	120	PYROL	90ALL PAYROLL SPREAD	-	0
02	3	2015	584	400OL	120	PYROL	LABOR DISTRIBUTION	-	0
02	3	2015	585	200PL	120	PYROL	90ALL PAYROLL SPREAD	-	0
02	3	2015	585	200PL	120	PYROL	LABOR DISTRIBUTION	-	0
02	3	2015	585	300EW	120	PYROL	90ALL PAYROLL SPREAD	-	0
02	3	2015	585	300EW	120	PYROL	LABOR DISTRIBUTION	-	0
02	3	2015	585	400OL	120	PYROL	90ALL PAYROLL SPREAD	-	0
02	3	2015	585	400OL	120	PYROL	LABOR DISTRIBUTION	-	0
02	3	2015	586	200PL	120	PYROL	90ALL PAYROLL SPREAD	-	0
02	3	2015	586	200PL	120	PYROL	LABOR DISTRIBUTION	1,096.08	0
02	3	2015	586	300EW	120	PYROL	90ALL PAYROLL SPREAD	-	0
02	3	2015	586	300EW	120	PYROL	LABOR DISTRIBUTION	437.28	0
02	3	2015	586	400OL	120	PYROL	90ALL PAYROLL SPREAD	-	0
02	3	2015	586	400OL	120	PYROL	LABOR DISTRIBUTION	372.58	0
02	3	2015	587	200PL	120	PYROL	90ALL PAYROLL SPREAD	-	0
02	3	2015	587	200PL	120	PYROL	LABOR DISTRIBUTION	2,936.12	0
02	3	2015	587	300EW	120	PYROL	90ALL PAYROLL SPREAD	-	0
02	3	2015	587	300EW	120	PYROL	LABOR DISTRIBUTION	1,509.28	0
02	3	2015	587	400OL	120	PYROL	90ALL PAYROLL SPREAD	-	0
02	3	2015	587	400OL	120	PYROL	LABOR DISTRIBUTION	1,329.30	0
02	3	2015	588	200PL	120	PYROL	90ALL PAYROLL SPREAD	483.11	0
02	3	2015	588	200PL	120	PYROL	LABOR DISTRIBUTION	51.52	0
02	3	2015	588	300EW	120	PYROL	90ALL PAYROLL SPREAD	417.23	0
02	3	2015	588	300EW	120	PYROL	LABOR DISTRIBUTION	195.80	0
02	3	2015	588	400OL	120	PYROL	90ALL PAYROLL SPREAD	241.55	0
02	3	2015	588	400OL	120	PYROL	LABOR DISTRIBUTION	381.14	0
02	3	2015	590	200PL	120	PYROL	90ALL PAYROLL SPREAD	-	0
02	3	2015	590	200PL	120	PYROL	LABOR DISTRIBUTION	-	0
02	3	2015	590	300EW	120	PYROL	90ALL PAYROLL SPREAD	-	0
02	3	2015	590	300EW	120	PYROL	LABOR DISTRIBUTION	-	0
02	3	2015	590	400OL	120	PYROL	90ALL PAYROLL SPREAD	-	0
02	3	2015	590	400OL	120	PYROL	LABOR DISTRIBUTION	-	0
02	3	2015	592	200PL	120	PYROL	90ALL PAYROLL SPREAD	-	0
02	3	2015	592	200PL	120	PYROL	LABOR DISTRIBUTION	95.68	0
02	3	2015	592	300EW	120	PYROL	90ALL PAYROLL SPREAD	-	0
02	3	2015	592	300EW	120	PYROL	LABOR DISTRIBUTION	78.32	0
02	3	2015	592	400OL	120	PYROL	90ALL PAYROLL SPREAD	-	0
02	3	2015	592	400OL	120	PYROL	LABOR DISTRIBUTION	-	0
02	3	2015	593	200PL	120	PYROL	90ALL PAYROLL SPREAD	-	0
02	3	2015	593	200PL	120	PYROL	LABOR DISTRIBUTION	6,423.42	0
02	3	2015	593	300EW	120	PYROL	90ALL PAYROLL SPREAD	-	0
02	3	2015	593	300EW	120	PYROL	LABOR DISTRIBUTION	7,865.95	0
02	3	2015	593	400OL	120	PYROL	90ALL PAYROLL SPREAD	-	0
02	3	2015	593	400OL	120	PYROL	LABOR DISTRIBUTION	10,244.89	0
02	3	2015	593.99	200PL	120	PYROL	90ALL PAYROLL SPREAD	-	0
02	3	2015	593.99	200PL	120	PYROL	LABOR DISTRIBUTION	-	0
02	3	2015	593.99	300EW	120	PYROL	90ALL PAYROLL SPREAD	-	0
02	3	2015	593.99	300EW	120	PYROL	LABOR DISTRIBUTION	-	0
02	3	2015	593.99	400OL	120	PYROL	90ALL PAYROLL SPREAD	-	0
02	3	2015	593.99	400OL	120	PYROL	LABOR DISTRIBUTION	-	0
02	3	2015	594	200PL	120	PYROL	90ALL PAYROLL SPREAD	-	0
02	3	2015	594	200PL	120	PYROL	LABOR DISTRIBUTION	-	0
02	3	2015	594	300EW	120	PYROL	90ALL PAYROLL SPREAD	-	0
02	3	2015	594	300EW	120	PYROL	LABOR DISTRIBUTION	-	0
02	3	2015	594	400OL	120	PYROL	90ALL PAYROLL SPREAD	-	0
02	3	2015	594	400OL	120	PYROL	LABOR DISTRIBUTION	-	0
02	3	2015	595	200PL	120	PYROL	90ALL PAYROLL SPREAD	-	0
02	3	2015	595	200PL	120	PYROL	LABOR DISTRIBUTION	184.00	0
02	3	2015	595	300EW	120	PYROL	90ALL PAYROLL SPREAD	-	0

02	3	2015	595	300EW	120	PYROL	LABOR DISTRIBUTION	-	0
02	3	2015	595	400OL	120	PYROL	90ALL PAYROLL SPREAD	-	0
02	3	2015	595	400OL	120	PYROL	LABOR DISTRIBUTION	-	0
02	3	2015	596	200PL	120	PYROL	90ALL PAYROLL SPREAD	-	0
02	3	2015	596	200PL	120	PYROL	LABOR DISTRIBUTION	-	0
02	3	2015	596	300EW	120	PYROL	90ALL PAYROLL SPREAD	-	0
02	3	2015	596	300EW	120	PYROL	LABOR DISTRIBUTION	-	0
02	3	2015	596	400OL	120	PYROL	90ALL PAYROLL SPREAD	-	0
02	3	2015	596	400OL	120	PYROL	LABOR DISTRIBUTION	-	0
02	3	2015	597	200PL	120	PYROL	90ALL PAYROLL SPREAD	-	0
02	3	2015	597	200PL	120	PYROL	LABOR DISTRIBUTION	95.68	0
02	3	2015	597	300EW	120	PYROL	90ALL PAYROLL SPREAD	-	0
02	3	2015	597	300EW	120	PYROL	LABOR DISTRIBUTION	-	0
02	3	2015	597	400OL	120	PYROL	90ALL PAYROLL SPREAD	-	0
02	3	2015	597	400OL	120	PYROL	LABOR DISTRIBUTION	-	0
02	3	2015	901	200PL	120	PYROL	90ALL PAYROLL SPREAD	-	0
02	3	2015	901	200PL	120	PYROL	LABOR DISTRIBUTION	-	0
02	3	2015	901	300EW	120	PYROL	90ALL PAYROLL SPREAD	-	0
02	3	2015	901	300EW	120	PYROL	LABOR DISTRIBUTION	-	0
02	3	2015	901	400OL	120	PYROL	90ALL PAYROLL SPREAD	-	0
02	3	2015	901	400OL	120	PYROL	LABOR DISTRIBUTION	-	0
02	3	2015	902	200PL	120	PYROL	90ALL PAYROLL SPREAD	-	0
02	3	2015	902	200PL	120	PYROL	LABOR DISTRIBUTION	982.91	0
02	3	2015	902	300EW	120	PYROL	90ALL PAYROLL SPREAD	-	0
02	3	2015	902	300EW	120	PYROL	LABOR DISTRIBUTION	2,780.19	0
02	3	2015	902	400OL	120	PYROL	90ALL PAYROLL SPREAD	-	0
02	3	2015	902	400OL	120	PYROL	LABOR DISTRIBUTION	1,333.84	0
02	3	2015	903	200PL	120	PYROL	90ALL PAYROLL SPREAD	2,812.38	0
02	3	2015	903	200PL	120	PYROL	LABOR DISTRIBUTION	1,606.56	0
02	3	2015	903	300EW	120	PYROL	90ALL PAYROLL SPREAD	2,428.88	0
02	3	2015	903	300EW	120	PYROL	LABOR DISTRIBUTION	1,194.00	0
02	3	2015	903	400OL	120	PYROL	90ALL PAYROLL SPREAD	1,406.19	0
02	3	2015	903	400OL	120	PYROL	LABOR DISTRIBUTION	1,565.79	0
02	3	2015	907	200PL	120	PYROL	90ALL PAYROLL SPREAD	-	0
02	3	2015	907	200PL	120	PYROL	LABOR DISTRIBUTION	-	0
02	3	2015	907	300EW	120	PYROL	90ALL PAYROLL SPREAD	-	0
02	3	2015	907	300EW	120	PYROL	LABOR DISTRIBUTION	-	0
02	3	2015	907	400OL	120	PYROL	90ALL PAYROLL SPREAD	-	0
02	3	2015	907	400OL	120	PYROL	LABOR DISTRIBUTION	-	0
02	3	2015	908	200PL	120	PYROL	90ALL PAYROLL SPREAD	1,273.48	0
02	3	2015	908	200PL	120	PYROL	LABOR DISTRIBUTION	-	0
02	3	2015	908	300EW	120	PYROL	90ALL PAYROLL SPREAD	1,099.82	0
02	3	2015	908	300EW	120	PYROL	LABOR DISTRIBUTION	-	0
02	3	2015	908	400OL	120	PYROL	90ALL PAYROLL SPREAD	636.75	0
02	3	2015	908	400OL	120	PYROL	LABOR DISTRIBUTION	-	0
02	3	2015	909	200PL	120	PYROL	90ALL PAYROLL SPREAD	62.58	0
02	3	2015	909	200PL	120	PYROL	LABOR DISTRIBUTION	-	0
02	3	2015	909	300EW	120	PYROL	90ALL PAYROLL SPREAD	54.04	0
02	3	2015	909	300EW	120	PYROL	LABOR DISTRIBUTION	-	0
02	3	2015	909	400OL	120	PYROL	90ALL PAYROLL SPREAD	31.29	0
02	3	2015	909	400OL	120	PYROL	LABOR DISTRIBUTION	-	0
02	3	2015	920	200PL	120	PYROL	90ALL PAYROLL SPREAD	5,969.35	0
02	3	2015	920	200PL	120	PYROL	LABOR DISTRIBUTION	-	0
02	3	2015	920	300EW	120	PYROL	90ALL PAYROLL SPREAD	5,155.34	0
02	3	2015	920	300EW	120	PYROL	LABOR DISTRIBUTION	-	0
02	3	2015	920	400OL	120	PYROL	90ALL PAYROLL SPREAD	2,984.67	0
02	3	2015	920	400OL	120	PYROL	LABOR DISTRIBUTION	-	0
02	3	2015	925	200PL	120	PYROL	90ALL PAYROLL SPREAD	517.48	0
02	3	2015	925	200PL	120	PYROL	LABOR DISTRIBUTION	1,394.99	0
02	3	2015	925	300EW	120	PYROL	90ALL PAYROLL SPREAD	446.92	0
02	3	2015	925	300EW	120	PYROL	LABOR DISTRIBUTION	1,286.36	0
02	3	2015	925	400OL	120	PYROL	90ALL PAYROLL SPREAD	258.74	0
02	3	2015	925	400OL	120	PYROL	LABOR DISTRIBUTION	4,448.56	0
02	3	2015	925.99	200PL	120	PYROL	90ALL PAYROLL SPREAD	-	0
02	3	2015	925.99	200PL	120	PYROL	LABOR DISTRIBUTION	-	0
02	3	2015	925.99	300EW	120	PYROL	90ALL PAYROLL SPREAD	-	0
02	3	2015	925.99	300EW	120	PYROL	LABOR DISTRIBUTION	-	0
02	3	2015	925.99	400OL	120	PYROL	90ALL PAYROLL SPREAD	-	0
02	3	2015	925.99	400OL	120	PYROL	LABOR DISTRIBUTION	-	0
02	3	2015	926	200PL	120	PYROL	90ALL PAYROLL SPREAD	911.32	0
02	3	2015	926	200PL	120	PYROL	LABOR DISTRIBUTION	773.17	0
02	3	2015	926	300EW	120	PYROL	90ALL PAYROLL SPREAD	787.05	0
02	3	2015	926	300EW	120	PYROL	LABOR DISTRIBUTION	561.28	0
02	3	2015	926	400OL	120	PYROL	90ALL PAYROLL SPREAD	455.67	0
02	3	2015	926	400OL	120	PYROL	LABOR DISTRIBUTION	150.87	0
02	3	2015	930.1	200PL	120	PYROL	90ALL PAYROLL SPREAD	-	0
02	3	2015	930.1	200PL	120	PYROL	LABOR DISTRIBUTION	-	0
02	3	2015	930.1	300EW	120	PYROL	90ALL PAYROLL SPREAD	-	0
02	3	2015	930.1	300EW	120	PYROL	LABOR DISTRIBUTION	-	0
02	3	2015	930.1	400OL	120	PYROL	90ALL PAYROLL SPREAD	-	0

02	3	2015	930.1	400OL	120	PYROL	LABOR DISTRIBUTION	-	0
02	3	2015	930.4	200PL	120	PYROL	90ALL PAYROLL SPREAD	1,599.40	0
02	3	2015	930.4	200PL	120	PYROL	LABOR DISTRIBUTION	464.62	0
02	3	2015	930.4	300EW	120	PYROL	90ALL PAYROLL SPREAD	1,381.30	0
02	3	2015	930.4	300EW	120	PYROL	LABOR DISTRIBUTION	264.59	0
02	3	2015	930.4	400OL	120	PYROL	90ALL PAYROLL SPREAD	799.71	0
02	3	2015	930.4	400OL	120	PYROL	LABOR DISTRIBUTION	14.81	0
02	3	2015	930.41	200PL	120	PYROL	90ALL PAYROLL SPREAD	27.65	0
02	3	2015	930.41	200PL	120	PYROL	LABOR DISTRIBUTION	-	0
02	3	2015	930.41	300EW	120	PYROL	90ALL PAYROLL SPREAD	23.88	0
02	3	2015	930.41	300EW	120	PYROL	LABOR DISTRIBUTION	-	0
02	3	2015	930.41	400OL	120	PYROL	90ALL PAYROLL SPREAD	13.82	0
02	3	2015	930.41	400OL	120	PYROL	LABOR DISTRIBUTION	-	0
02	3	2015	935	200PL	120	PYROL	90ALL PAYROLL SPREAD	-	0
02	3	2015	935	200PL	120	PYROL	LABOR DISTRIBUTION	-	0
02	3	2015	935	300EW	120	PYROL	90ALL PAYROLL SPREAD	-	0
02	3	2015	935	300EW	120	PYROL	LABOR DISTRIBUTION	-	0
02	3	2015	935	400OL	120	PYROL	90ALL PAYROLL SPREAD	-	0
02	3	2015	935	400OL	120	PYROL	LABOR DISTRIBUTION	-	0
02	3	2015	935.1	200PL	120	PYROL	90ALL PAYROLL SPREAD	2,119.50	0
02	3	2015	935.1	200PL	120	PYROL	LABOR DISTRIBUTION	-	0
02	3	2015	935.1	300EW	120	PYROL	90ALL PAYROLL SPREAD	1,830.48	0
02	3	2015	935.1	300EW	120	PYROL	LABOR DISTRIBUTION	-	0
02	3	2015	935.1	400OL	120	PYROL	90ALL PAYROLL SPREAD	1,059.75	0
02	3	2015	935.1	400OL	120	PYROL	LABOR DISTRIBUTION	-	0
02	3	2015	935.2	200PL	120	PYROL	90ALL PAYROLL SPREAD	50.72	0
02	3	2015	935.2	200PL	120	PYROL	LABOR DISTRIBUTION	-	0
02	3	2015	935.2	300EW	120	PYROL	90ALL PAYROLL SPREAD	43.80	0
02	3	2015	935.2	300EW	120	PYROL	LABOR DISTRIBUTION	-	0
02	3	2015	935.2	400OL	120	PYROL	90ALL PAYROLL SPREAD	25.36	0
02	3	2015	935.2	400OL	120	PYROL	LABOR DISTRIBUTION	-	0
02	3	2015	935.3	200PL	120	PYROL	90ALL PAYROLL SPREAD	-	0
02	3	2015	935.3	200PL	120	PYROL	LABOR DISTRIBUTION	2,048.57	0
02	3	2015	935.3	300EW	120	PYROL	90ALL PAYROLL SPREAD	-	0
02	3	2015	935.3	300EW	120	PYROL	LABOR DISTRIBUTION	535.24	0
02	3	2015	935.3	400OL	120	PYROL	90ALL PAYROLL SPREAD	-	0
02	3	2015	935.3	400OL	120	PYROL	LABOR DISTRIBUTION	175.42	0
02	4	2015	107.2	200PL	120	PYROL	LABOR DISTRIBUTION	13,424.52	0
02	4	2015	107.2	300EW	120	PYROL	LABOR DISTRIBUTION	6,553.72	0
02	4	2015	107.2	400OL	120	PYROL	LABOR DISTRIBUTION	12,587.84	0
02	4	2015	107.6	200PL	120	PYROL	LABOR DISTRIBUTION	243.33	0
02	4	2015	107.6	300EW	120	PYROL	LABOR DISTRIBUTION	282.76	0
02	4	2015	107.6	400OL	120	PYROL	LABOR DISTRIBUTION	217.58	0
02	4	2015	108.6	200PL	120	PYROL	LABOR DISTRIBUTION	-	0
02	4	2015	108.6	300EW	120	PYROL	LABOR DISTRIBUTION	-	0
02	4	2015	108.6	400OL	120	PYROL	LABOR DISTRIBUTION	-	0
02	4	2015	108.8	200PL	120	PYROL	LABOR DISTRIBUTION	4,733.76	0
02	4	2015	108.8	300EW	120	PYROL	LABOR DISTRIBUTION	3,578.75	0
02	4	2015	108.8	400OL	120	PYROL	LABOR DISTRIBUTION	1,431.68	0
02	4	2015	163	200PL	120	PYROL	90ALL PAYROLL SPREAD	-	0
02	4	2015	163	200PL	120	PYROL	LABOR DISTRIBUTION	1,873.95	0
02	4	2015	163	300EW	120	PYROL	90ALL PAYROLL SPREAD	-	0
02	4	2015	163	300EW	120	PYROL	LABOR DISTRIBUTION	1,250.71	0
02	4	2015	163	400OL	120	PYROL	90ALL PAYROLL SPREAD	-	0
02	4	2015	163	400OL	120	PYROL	LABOR DISTRIBUTION	4,119.03	0
02	4	2015	184.1	200PL	120	PYROL	90ALL PAYROLL SPREAD	-	0
02	4	2015	184.1	200PL	120	PYROL	LABOR DISTRIBUTION	716.79	0
02	4	2015	184.1	300EW	120	PYROL	90ALL PAYROLL SPREAD	-	0
02	4	2015	184.1	300EW	120	PYROL	LABOR DISTRIBUTION	105.24	0
02	4	2015	184.1	400OL	120	PYROL	90ALL PAYROLL SPREAD	-	0
02	4	2015	184.1	400OL	120	PYROL	LABOR DISTRIBUTION	110.60	0
02	4	2015	184.2	200PL	120	PYROL	90ALL PAYROLL SPREAD	-	0
02	4	2015	184.2	200PL	120	PYROL	LABOR DISTRIBUTION	481.25	0
02	4	2015	184.2	300EW	120	PYROL	90ALL PAYROLL SPREAD	-	0
02	4	2015	184.2	300EW	120	PYROL	LABOR DISTRIBUTION	140.32	0
02	4	2015	184.2	400OL	120	PYROL	90ALL PAYROLL SPREAD	-	0
02	4	2015	184.2	400OL	120	PYROL	LABOR DISTRIBUTION	185.93	0
02	4	2015	184.3	200PL	120	PYROL	90ALL PAYROLL SPREAD	-	0
02	4	2015	184.3	200PL	120	PYROL	LABOR DISTRIBUTION	-	0
02	4	2015	184.3	300EW	120	PYROL	90ALL PAYROLL SPREAD	-	0
02	4	2015	184.3	300EW	120	PYROL	LABOR DISTRIBUTION	-	0
02	4	2015	184.3	400OL	120	PYROL	90ALL PAYROLL SPREAD	-	0
02	4	2015	184.3	400OL	120	PYROL	LABOR DISTRIBUTION	-	0
02	4	2015	234			PYROL	90ALL PAYROLL SPREAD	(37,979.74)	0
02	4	2015	234			PYROL	LABOR DISTRIBUTION	(119,652.77)	0
02	4	2015	416.02	200PL	120	PYROL	LABOR DISTRIBUTION	-	0
02	4	2015	562	200PL	120	PYROL	90ALL PAYROLL SPREAD	-	0
02	4	2015	562	200PL	120	PYROL	LABOR DISTRIBUTION	-	0
02	4	2015	562	300EW	120	PYROL	90ALL PAYROLL SPREAD	-	0
02	4	2015	562	300EW	120	PYROL	LABOR DISTRIBUTION	-	0



02	4	2015	562 400OL	120	PYROL	90ALL PAYROLL SPREAD	-	0
02	4	2015	562 400OL	120	PYROL	LABOR DISTRIBUTION	-	0
02	4	2015	570 200PL	120	PYROL	90ALL PAYROLL SPREAD	-	0
02	4	2015	570 200PL	120	PYROL	LABOR DISTRIBUTION	(4.29)	0
02	4	2015	570 300EW	120	PYROL	90ALL PAYROLL SPREAD	-	0
02	4	2015	570 300EW	120	PYROL	LABOR DISTRIBUTION	-	0
02	4	2015	570 400OL	120	PYROL	90ALL PAYROLL SPREAD	-	0
02	4	2015	570 400OL	120	PYROL	LABOR DISTRIBUTION	514.48	0
02	4	2015	571 200PL	120	PYROL	90ALL PAYROLL SPREAD	-	0
02	4	2015	571 200PL	120	PYROL	LABOR DISTRIBUTION	175.40	0
02	4	2015	571 300EW	120	PYROL	90ALL PAYROLL SPREAD	-	0
02	4	2015	571 300EW	120	PYROL	LABOR DISTRIBUTION	288.80	0
02	4	2015	571 400OL	120	PYROL	90ALL PAYROLL SPREAD	-	0
02	4	2015	571 400OL	120	PYROL	LABOR DISTRIBUTION	408.08	0
02	4	2015	580 200PL	120	PYROL	90ALL PAYROLL SPREAD	610.19	0
02	4	2015	580 200PL	120	PYROL	LABOR DISTRIBUTION	2,980.01	0
02	4	2015	580 300EW	120	PYROL	90ALL PAYROLL SPREAD	526.99	0
02	4	2015	580 300EW	120	PYROL	LABOR DISTRIBUTION	430.76	0
02	4	2015	580 400OL	120	PYROL	90ALL PAYROLL SPREAD	305.10	0
02	4	2015	580 400OL	120	PYROL	LABOR DISTRIBUTION	411.18	0
02	4	2015	582 200PL	120	PYROL	90ALL PAYROLL SPREAD	-	0
02	4	2015	582 200PL	120	PYROL	LABOR DISTRIBUTION	1,562.27	0
02	4	2015	582 300EW	120	PYROL	90ALL PAYROLL SPREAD	-	0
02	4	2015	582 300EW	120	PYROL	LABOR DISTRIBUTION	548.24	0
02	4	2015	582 400OL	120	PYROL	90ALL PAYROLL SPREAD	-	0
02	4	2015	582 400OL	120	PYROL	LABOR DISTRIBUTION	357.84	0
02	4	2015	583 200PL	120	PYROL	90ALL PAYROLL SPREAD	-	0
02	4	2015	583 200PL	120	PYROL	LABOR DISTRIBUTION	902.80	0
02	4	2015	583 300EW	120	PYROL	90ALL PAYROLL SPREAD	-	0
02	4	2015	583 300EW	120	PYROL	LABOR DISTRIBUTION	5,379.39	0
02	4	2015	583 400OL	120	PYROL	90ALL PAYROLL SPREAD	-	0
02	4	2015	583 400OL	120	PYROL	LABOR DISTRIBUTION	3,186.84	0
02	4	2015	584 200PL	120	PYROL	90ALL PAYROLL SPREAD	-	0
02	4	2015	584 200PL	120	PYROL	LABOR DISTRIBUTION	-	0
02	4	2015	584 300EW	120	PYROL	90ALL PAYROLL SPREAD	-	0
02	4	2015	584 300EW	120	PYROL	LABOR DISTRIBUTION	-	0
02	4	2015	584 400OL	120	PYROL	90ALL PAYROLL SPREAD	-	0
02	4	2015	584 400OL	120	PYROL	LABOR DISTRIBUTION	-	0
02	4	2015	585 200PL	120	PYROL	90ALL PAYROLL SPREAD	-	0
02	4	2015	585 200PL	120	PYROL	LABOR DISTRIBUTION	-	0
02	4	2015	585 300EW	120	PYROL	90ALL PAYROLL SPREAD	-	0
02	4	2015	585 300EW	120	PYROL	LABOR DISTRIBUTION	-	0
02	4	2015	585 400OL	120	PYROL	90ALL PAYROLL SPREAD	-	0
02	4	2015	585 400OL	120	PYROL	LABOR DISTRIBUTION	-	0
02	4	2015	586 200PL	120	PYROL	90ALL PAYROLL SPREAD	-	0
02	4	2015	586 200PL	120	PYROL	LABOR DISTRIBUTION	1,725.44	0
02	4	2015	586 300EW	120	PYROL	90ALL PAYROLL SPREAD	-	0
02	4	2015	586 300EW	120	PYROL	LABOR DISTRIBUTION	39.16	0
02	4	2015	586 400OL	120	PYROL	90ALL PAYROLL SPREAD	-	0
02	4	2015	586 400OL	120	PYROL	LABOR DISTRIBUTION	599.89	0
02	4	2015	587 200PL	120	PYROL	90ALL PAYROLL SPREAD	-	0
02	4	2015	587 200PL	120	PYROL	LABOR DISTRIBUTION	2,157.13	0
02	4	2015	587 300EW	120	PYROL	90ALL PAYROLL SPREAD	-	0
02	4	2015	587 300EW	120	PYROL	LABOR DISTRIBUTION	1,228.53	0
02	4	2015	587 400OL	120	PYROL	90ALL PAYROLL SPREAD	-	0
02	4	2015	587 400OL	120	PYROL	LABOR DISTRIBUTION	1,723.33	0
02	4	2015	588 200PL	120	PYROL	90ALL PAYROLL SPREAD	531.33	0
02	4	2015	588 200PL	120	PYROL	LABOR DISTRIBUTION	488.27	0
02	4	2015	588 300EW	120	PYROL	90ALL PAYROLL SPREAD	458.87	0
02	4	2015	588 300EW	120	PYROL	LABOR DISTRIBUTION	-	0
02	4	2015	588 400OL	120	PYROL	90ALL PAYROLL SPREAD	265.66	0
02	4	2015	588 400OL	120	PYROL	LABOR DISTRIBUTION	150.00	0
02	4	2015	590 200PL	120	PYROL	90ALL PAYROLL SPREAD	-	0
02	4	2015	590 200PL	120	PYROL	LABOR DISTRIBUTION	-	0
02	4	2015	590 300EW	120	PYROL	90ALL PAYROLL SPREAD	-	0
02	4	2015	590 300EW	120	PYROL	LABOR DISTRIBUTION	-	0
02	4	2015	590 400OL	120	PYROL	90ALL PAYROLL SPREAD	-	0
02	4	2015	590 400OL	120	PYROL	LABOR DISTRIBUTION	-	0
02	4	2015	592 200PL	120	PYROL	90ALL PAYROLL SPREAD	-	0
02	4	2015	592 200PL	120	PYROL	LABOR DISTRIBUTION	-	0
02	4	2015	592 300EW	120	PYROL	90ALL PAYROLL SPREAD	-	0
02	4	2015	592 300EW	120	PYROL	LABOR DISTRIBUTION	-	0
02	4	2015	592 400OL	120	PYROL	90ALL PAYROLL SPREAD	-	0
02	4	2015	592 400OL	120	PYROL	LABOR DISTRIBUTION	477.12	0
02	4	2015	593 200PL	120	PYROL	90ALL PAYROLL SPREAD	-	0
02	4	2015	593 200PL	120	PYROL	LABOR DISTRIBUTION	5,240.65	0
02	4	2015	593 300EW	120	PYROL	90ALL PAYROLL SPREAD	-	0
02	4	2015	593 300EW	120	PYROL	LABOR DISTRIBUTION	8,048.09	0
02	4	2015	593 400OL	120	PYROL	90ALL PAYROLL SPREAD	-	0
02	4	2015	593 400OL	120	PYROL	LABOR DISTRIBUTION	5,843.54	0

02	4	2015	593.99	200PL	120	PYROL	90ALL PAYROLL SPREAD	-	0
02	4	2015	593.99	200PL	120	PYROL	LABOR DISTRIBUTION	-	0
02	4	2015	593.99	300EW	120	PYROL	90ALL PAYROLL SPREAD	-	0
02	4	2015	593.99	300EW	120	PYROL	LABOR DISTRIBUTION	-	0
02	4	2015	593.99	400OL	120	PYROL	90ALL PAYROLL SPREAD	-	0
02	4	2015	593.99	400OL	120	PYROL	LABOR DISTRIBUTION	140.32	0
02	4	2015	594	200PL	120	PYROL	90ALL PAYROLL SPREAD	-	0
02	4	2015	594	200PL	120	PYROL	LABOR DISTRIBUTION	-	0
02	4	2015	594	300EW	120	PYROL	90ALL PAYROLL SPREAD	-	0
02	4	2015	594	300EW	120	PYROL	LABOR DISTRIBUTION	-	0
02	4	2015	594	400OL	120	PYROL	90ALL PAYROLL SPREAD	-	0
02	4	2015	594	400OL	120	PYROL	LABOR DISTRIBUTION	-	0
02	4	2015	595	200PL	120	PYROL	90ALL PAYROLL SPREAD	-	0
02	4	2015	595	200PL	120	PYROL	LABOR DISTRIBUTION	(8.59)	0
02	4	2015	595	300EW	120	PYROL	90ALL PAYROLL SPREAD	-	0
02	4	2015	595	300EW	120	PYROL	LABOR DISTRIBUTION	-	0
02	4	2015	595	400OL	120	PYROL	90ALL PAYROLL SPREAD	-	0
02	4	2015	595	400OL	120	PYROL	LABOR DISTRIBUTION	-	0
02	4	2015	596	200PL	120	PYROL	90ALL PAYROLL SPREAD	-	0
02	4	2015	596	200PL	120	PYROL	LABOR DISTRIBUTION	-	0
02	4	2015	596	300EW	120	PYROL	90ALL PAYROLL SPREAD	-	0
02	4	2015	596	300EW	120	PYROL	LABOR DISTRIBUTION	-	0
02	4	2015	596	400OL	120	PYROL	90ALL PAYROLL SPREAD	-	0
02	4	2015	596	400OL	120	PYROL	LABOR DISTRIBUTION	-	0
02	4	2015	597	200PL	120	PYROL	90ALL PAYROLL SPREAD	-	0
02	4	2015	597	200PL	120	PYROL	LABOR DISTRIBUTION	-	0
02	4	2015	597	300EW	120	PYROL	90ALL PAYROLL SPREAD	-	0
02	4	2015	597	300EW	120	PYROL	LABOR DISTRIBUTION	-	0
02	4	2015	597	400OL	120	PYROL	90ALL PAYROLL SPREAD	-	0
02	4	2015	597	400OL	120	PYROL	LABOR DISTRIBUTION	-	0
02	4	2015	901	200PL	120	PYROL	90ALL PAYROLL SPREAD	-	0
02	4	2015	901	200PL	120	PYROL	LABOR DISTRIBUTION	-	0
02	4	2015	901	300EW	120	PYROL	90ALL PAYROLL SPREAD	-	0
02	4	2015	901	300EW	120	PYROL	LABOR DISTRIBUTION	-	0
02	4	2015	901	400OL	120	PYROL	90ALL PAYROLL SPREAD	-	0
02	4	2015	901	400OL	120	PYROL	LABOR DISTRIBUTION	-	0
02	4	2015	902	200PL	120	PYROL	90ALL PAYROLL SPREAD	-	0
02	4	2015	902	200PL	120	PYROL	LABOR DISTRIBUTION	608.24	0
02	4	2015	902	300EW	120	PYROL	90ALL PAYROLL SPREAD	-	0
02	4	2015	902	300EW	120	PYROL	LABOR DISTRIBUTION	3,019.42	0
02	4	2015	902	400OL	120	PYROL	90ALL PAYROLL SPREAD	-	0
02	4	2015	902	400OL	120	PYROL	LABOR DISTRIBUTION	1,230.20	0
02	4	2015	903	200PL	120	PYROL	90ALL PAYROLL SPREAD	2,845.07	0
02	4	2015	903	200PL	120	PYROL	LABOR DISTRIBUTION	2,263.85	0
02	4	2015	903	300EW	120	PYROL	90ALL PAYROLL SPREAD	2,457.11	0
02	4	2015	903	300EW	120	PYROL	LABOR DISTRIBUTION	2,829.96	0
02	4	2015	903	400OL	120	PYROL	90ALL PAYROLL SPREAD	1,422.54	0
02	4	2015	903	400OL	120	PYROL	LABOR DISTRIBUTION	2,123.78	0
02	4	2015	907	200PL	120	PYROL	90ALL PAYROLL SPREAD	-	0
02	4	2015	907	200PL	120	PYROL	LABOR DISTRIBUTION	-	0
02	4	2015	907	300EW	120	PYROL	90ALL PAYROLL SPREAD	-	0
02	4	2015	907	300EW	120	PYROL	LABOR DISTRIBUTION	-	0
02	4	2015	907	400OL	120	PYROL	90ALL PAYROLL SPREAD	-	0
02	4	2015	907	400OL	120	PYROL	LABOR DISTRIBUTION	-	0
02	4	2015	908	200PL	120	PYROL	90ALL PAYROLL SPREAD	869.02	0
02	4	2015	908	200PL	120	PYROL	LABOR DISTRIBUTION	-	0
02	4	2015	908	300EW	120	PYROL	90ALL PAYROLL SPREAD	750.52	0
02	4	2015	908	300EW	120	PYROL	LABOR DISTRIBUTION	-	0
02	4	2015	908	400OL	120	PYROL	90ALL PAYROLL SPREAD	434.51	0
02	4	2015	908	400OL	120	PYROL	LABOR DISTRIBUTION	-	0
02	4	2015	909	200PL	120	PYROL	90ALL PAYROLL SPREAD	200.87	0
02	4	2015	909	200PL	120	PYROL	LABOR DISTRIBUTION	-	0
02	4	2015	909	300EW	120	PYROL	90ALL PAYROLL SPREAD	173.48	0
02	4	2015	909	300EW	120	PYROL	LABOR DISTRIBUTION	-	0
02	4	2015	909	400OL	120	PYROL	90ALL PAYROLL SPREAD	100.43	0
02	4	2015	909	400OL	120	PYROL	LABOR DISTRIBUTION	-	0
02	4	2015	920	200PL	120	PYROL	90ALL PAYROLL SPREAD	7,155.74	0
02	4	2015	920	200PL	120	PYROL	LABOR DISTRIBUTION	-	0
02	4	2015	920	300EW	120	PYROL	90ALL PAYROLL SPREAD	6,179.96	0
02	4	2015	920	300EW	120	PYROL	LABOR DISTRIBUTION	-	0
02	4	2015	920	400OL	120	PYROL	90ALL PAYROLL SPREAD	3,577.87	0
02	4	2015	920	400OL	120	PYROL	LABOR DISTRIBUTION	-	0
02	4	2015	925	200PL	120	PYROL	90ALL PAYROLL SPREAD	434.83	0
02	4	2015	925	200PL	120	PYROL	LABOR DISTRIBUTION	1,435.74	0
02	4	2015	925	300EW	120	PYROL	90ALL PAYROLL SPREAD	375.53	0
02	4	2015	925	300EW	120	PYROL	LABOR DISTRIBUTION	1,206.06	0
02	4	2015	925	400OL	120	PYROL	90ALL PAYROLL SPREAD	217.41	0
02	4	2015	925	400OL	120	PYROL	LABOR DISTRIBUTION	1,350.58	0
02	4	2015	925.99	200PL	120	PYROL	90ALL PAYROLL SPREAD	-	0
02	4	2015	925.99	200PL	120	PYROL	LABOR DISTRIBUTION	-	0

02	4	2015	925.99	300EW	120	PYROL	90ALL PAYROLL SPREAD	-	0
02	4	2015	925.99	300EW	120	PYROL	LABOR DISTRIBUTION	-	0
02	4	2015	925.99	400OL	120	PYROL	90ALL PAYROLL SPREAD	-	0
02	4	2015	925.99	400OL	120	PYROL	LABOR DISTRIBUTION	-	0
02	4	2015	926	200PL	120	PYROL	90ALL PAYROLL SPREAD	650.59	0
02	4	2015	926	200PL	120	PYROL	LABOR DISTRIBUTION	892.18	0
02	4	2015	926	300EW	120	PYROL	90ALL PAYROLL SPREAD	561.88	0
02	4	2015	926	300EW	120	PYROL	LABOR DISTRIBUTION	593.92	0
02	4	2015	926	400OL	120	PYROL	90ALL PAYROLL SPREAD	325.30	0
02	4	2015	926	400OL	120	PYROL	LABOR DISTRIBUTION	280.64	0
02	4	2015	930.1	200PL	120	PYROL	90ALL PAYROLL SPREAD	-	0
02	4	2015	930.1	200PL	120	PYROL	LABOR DISTRIBUTION	-	0
02	4	2015	930.1	300EW	120	PYROL	90ALL PAYROLL SPREAD	-	0
02	4	2015	930.1	300EW	120	PYROL	LABOR DISTRIBUTION	-	0
02	4	2015	930.1	400OL	120	PYROL	90ALL PAYROLL SPREAD	-	0
02	4	2015	930.1	400OL	120	PYROL	LABOR DISTRIBUTION	-	0
02	4	2015	930.4	200PL	120	PYROL	90ALL PAYROLL SPREAD	1,298.79	0
02	4	2015	930.4	200PL	120	PYROL	LABOR DISTRIBUTION	28.23	0
02	4	2015	930.4	300EW	120	PYROL	90ALL PAYROLL SPREAD	1,121.68	0
02	4	2015	930.4	300EW	120	PYROL	LABOR DISTRIBUTION	24.77	0
02	4	2015	930.4	400OL	120	PYROL	90ALL PAYROLL SPREAD	649.40	0
02	4	2015	930.4	400OL	120	PYROL	LABOR DISTRIBUTION	13.87	0
02	4	2015	930.41	200PL	120	PYROL	90ALL PAYROLL SPREAD	6.91	0
02	4	2015	930.41	200PL	120	PYROL	LABOR DISTRIBUTION	-	0
02	4	2015	930.41	300EW	120	PYROL	90ALL PAYROLL SPREAD	5.97	0
02	4	2015	930.41	300EW	120	PYROL	LABOR DISTRIBUTION	-	0
02	4	2015	930.41	400OL	120	PYROL	90ALL PAYROLL SPREAD	3.46	0
02	4	2015	930.41	400OL	120	PYROL	LABOR DISTRIBUTION	-	0
02	4	2015	935	200PL	120	PYROL	90ALL PAYROLL SPREAD	-	0
02	4	2015	935	200PL	120	PYROL	LABOR DISTRIBUTION	-	0
02	4	2015	935	300EW	120	PYROL	90ALL PAYROLL SPREAD	-	0
02	4	2015	935	300EW	120	PYROL	LABOR DISTRIBUTION	-	0
02	4	2015	935	400OL	120	PYROL	90ALL PAYROLL SPREAD	-	0
02	4	2015	935	400OL	120	PYROL	LABOR DISTRIBUTION	52.62	0
02	4	2015	935.1	200PL	120	PYROL	90ALL PAYROLL SPREAD	1,419.23	0
02	4	2015	935.1	200PL	120	PYROL	LABOR DISTRIBUTION	-	0
02	4	2015	935.1	300EW	120	PYROL	90ALL PAYROLL SPREAD	1,225.70	0
02	4	2015	935.1	300EW	120	PYROL	LABOR DISTRIBUTION	-	0
02	4	2015	935.1	400OL	120	PYROL	90ALL PAYROLL SPREAD	709.60	0
02	4	2015	935.1	400OL	120	PYROL	LABOR DISTRIBUTION	-	0
02	4	2015	935.2	200PL	120	PYROL	90ALL PAYROLL SPREAD	45.78	0
02	4	2015	935.2	200PL	120	PYROL	LABOR DISTRIBUTION	-	0
02	4	2015	935.2	300EW	120	PYROL	90ALL PAYROLL SPREAD	39.54	0
02	4	2015	935.2	300EW	120	PYROL	LABOR DISTRIBUTION	-	0
02	4	2015	935.2	400OL	120	PYROL	90ALL PAYROLL SPREAD	22.88	0
02	4	2015	935.2	400OL	120	PYROL	LABOR DISTRIBUTION	-	0
02	4	2015	935.3	200PL	120	PYROL	90ALL PAYROLL SPREAD	-	0
02	4	2015	935.3	200PL	120	PYROL	LABOR DISTRIBUTION	1,959.91	0
02	4	2015	935.3	300EW	120	PYROL	90ALL PAYROLL SPREAD	-	0
02	4	2015	935.3	300EW	120	PYROL	LABOR DISTRIBUTION	1,067.59	0
02	4	2015	935.3	400OL	120	PYROL	90ALL PAYROLL SPREAD	-	0
02	4	2015	935.3	400OL	120	PYROL	LABOR DISTRIBUTION	1,638.77	0
02	5	2015	107.2	200PL	120	PYROL	LABOR DISTRIBUTION	9,051.46	0
02	5	2015	107.2	300EW	120	PYROL	LABOR DISTRIBUTION	5,135.91	0
02	5	2015	107.2	400OL	120	PYROL	LABOR DISTRIBUTION	9,520.50	0
02	5	2015	107.6	200PL	120	PYROL	LABOR DISTRIBUTION	(1.57)	0
02	5	2015	107.6	300EW	120	PYROL	LABOR DISTRIBUTION	(1.96)	0
02	5	2015	107.6	400OL	120	PYROL	LABOR DISTRIBUTION	(1.18)	0
02	5	2015	108.6	200PL	120	PYROL	LABOR DISTRIBUTION	74.43	0
02	5	2015	108.6	300EW	120	PYROL	LABOR DISTRIBUTION	24.81	0
02	5	2015	108.6	400OL	120	PYROL	LABOR DISTRIBUTION	49.62	0
02	5	2015	108.8	200PL	120	PYROL	LABOR DISTRIBUTION	1,605.60	0
02	5	2015	108.8	300EW	120	PYROL	LABOR DISTRIBUTION	2,079.52	0
02	5	2015	108.8	400OL	120	PYROL	LABOR DISTRIBUTION	1,446.62	0
02	5	2015	163	200PL	120	PYROL	90ALL PAYROLL SPREAD	-	0
02	5	2015	163	200PL	120	PYROL	LABOR DISTRIBUTION	1,248.54	0
02	5	2015	163	300EW	120	PYROL	90ALL PAYROLL SPREAD	-	0
02	5	2015	163	300EW	120	PYROL	LABOR DISTRIBUTION	1,191.31	0
02	5	2015	163	400OL	120	PYROL	90ALL PAYROLL SPREAD	-	0
02	5	2015	163	400OL	120	PYROL	LABOR DISTRIBUTION	1,261.64	0
02	5	2015	184.1	200PL	120	PYROL	90ALL PAYROLL SPREAD	-	0
02	5	2015	184.1	200PL	120	PYROL	LABOR DISTRIBUTION	1,510.40	0
02	5	2015	184.1	300EW	120	PYROL	90ALL PAYROLL SPREAD	-	0
02	5	2015	184.1	300EW	120	PYROL	LABOR DISTRIBUTION	288.80	0
02	5	2015	184.1	400OL	120	PYROL	90ALL PAYROLL SPREAD	-	0
02	5	2015	184.1	400OL	120	PYROL	LABOR DISTRIBUTION	849.31	0
02	5	2015	184.2	200PL	120	PYROL	90ALL PAYROLL SPREAD	-	0
02	5	2015	184.2	200PL	120	PYROL	LABOR DISTRIBUTION	189.46	0
02	5	2015	184.2	300EW	120	PYROL	90ALL PAYROLL SPREAD	-	0
02	5	2015	184.2	300EW	120	PYROL	LABOR DISTRIBUTION	666.52	0

02	5	2015	184.2	400OL	120	PYROL	90ALL PAYROLL SPREAD	-	0
02	5	2015	184.2	400OL	120	PYROL	LABOR DISTRIBUTION	526.20	0
02	5	2015	184.3	200PL	120	PYROL	90ALL PAYROLL SPREAD	-	0
02	5	2015	184.3	200PL	120	PYROL	LABOR DISTRIBUTION	-	0
02	5	2015	184.3	300EW	120	PYROL	90ALL PAYROLL SPREAD	-	0
02	5	2015	184.3	300EW	120	PYROL	LABOR DISTRIBUTION	-	0
02	5	2015	184.3	400OL	120	PYROL	90ALL PAYROLL SPREAD	-	0
02	5	2015	184.3	400OL	120	PYROL	LABOR DISTRIBUTION	-	0
02	5	2015	234			PYROL	90ALL PAYROLL SPREAD	(33,004.45)	0
02	5	2015	234			PYROL	LABOR DISTRIBUTION	(117,858.97)	0
02	5	2015	416.02	200PL	120	PYROL	LABOR DISTRIBUTION	-	0
02	5	2015	562	200PL	120	PYROL	90ALL PAYROLL SPREAD	-	0
02	5	2015	562	200PL	120	PYROL	LABOR DISTRIBUTION	-	0
02	5	2015	562	300EW	120	PYROL	90ALL PAYROLL SPREAD	-	0
02	5	2015	562	300EW	120	PYROL	LABOR DISTRIBUTION	-	0
02	5	2015	562	400OL	120	PYROL	90ALL PAYROLL SPREAD	-	0
02	5	2015	562	400OL	120	PYROL	LABOR DISTRIBUTION	-	0
02	5	2015	570	200PL	120	PYROL	90ALL PAYROLL SPREAD	-	0
02	5	2015	570	200PL	120	PYROL	LABOR DISTRIBUTION	127.44	0
02	5	2015	570	300EW	120	PYROL	90ALL PAYROLL SPREAD	-	0
02	5	2015	570	300EW	120	PYROL	LABOR DISTRIBUTION	-	0
02	5	2015	570	400OL	120	PYROL	90ALL PAYROLL SPREAD	-	0
02	5	2015	570	400OL	120	PYROL	LABOR DISTRIBUTION	-	0
02	5	2015	571	200PL	120	PYROL	90ALL PAYROLL SPREAD	-	0
02	5	2015	571	200PL	120	PYROL	LABOR DISTRIBUTION	2,455.99	0
02	5	2015	571	300EW	120	PYROL	90ALL PAYROLL SPREAD	-	0
02	5	2015	571	300EW	120	PYROL	LABOR DISTRIBUTION	140.32	0
02	5	2015	571	400OL	120	PYROL	90ALL PAYROLL SPREAD	-	0
02	5	2015	571	400OL	120	PYROL	LABOR DISTRIBUTION	519.20	0
02	5	2015	580	200PL	120	PYROL	90ALL PAYROLL SPREAD	541.31	0
02	5	2015	580	200PL	120	PYROL	LABOR DISTRIBUTION	2,592.05	0
02	5	2015	580	300EW	120	PYROL	90ALL PAYROLL SPREAD	467.50	0
02	5	2015	580	300EW	120	PYROL	LABOR DISTRIBUTION	738.56	0
02	5	2015	580	400OL	120	PYROL	90ALL PAYROLL SPREAD	270.66	0
02	5	2015	580	400OL	120	PYROL	LABOR DISTRIBUTION	528.66	0
02	5	2015	582	200PL	120	PYROL	90ALL PAYROLL SPREAD	-	0
02	5	2015	582	200PL	120	PYROL	LABOR DISTRIBUTION	289.05	0
02	5	2015	582	300EW	120	PYROL	90ALL PAYROLL SPREAD	-	0
02	5	2015	582	300EW	120	PYROL	LABOR DISTRIBUTION	1,025.48	0
02	5	2015	582	400OL	120	PYROL	90ALL PAYROLL SPREAD	-	0
02	5	2015	582	400OL	120	PYROL	LABOR DISTRIBUTION	1,147.66	0
02	5	2015	583	200PL	120	PYROL	90ALL PAYROLL SPREAD	-	0
02	5	2015	583	200PL	120	PYROL	LABOR DISTRIBUTION	1,970.22	0
02	5	2015	583	300EW	120	PYROL	90ALL PAYROLL SPREAD	-	0
02	5	2015	583	300EW	120	PYROL	LABOR DISTRIBUTION	5,211.20	0
02	5	2015	583	400OL	120	PYROL	90ALL PAYROLL SPREAD	-	0
02	5	2015	583	400OL	120	PYROL	LABOR DISTRIBUTION	3,469.13	0
02	5	2015	584	200PL	120	PYROL	90ALL PAYROLL SPREAD	-	0
02	5	2015	584	200PL	120	PYROL	LABOR DISTRIBUTION	-	0
02	5	2015	584	300EW	120	PYROL	90ALL PAYROLL SPREAD	-	0
02	5	2015	584	300EW	120	PYROL	LABOR DISTRIBUTION	-	0
02	5	2015	584	400OL	120	PYROL	90ALL PAYROLL SPREAD	-	0
02	5	2015	584	400OL	120	PYROL	LABOR DISTRIBUTION	-	0
02	5	2015	585	200PL	120	PYROL	90ALL PAYROLL SPREAD	-	0
02	5	2015	585	200PL	120	PYROL	LABOR DISTRIBUTION	-	0
02	5	2015	585	300EW	120	PYROL	90ALL PAYROLL SPREAD	-	0
02	5	2015	585	300EW	120	PYROL	LABOR DISTRIBUTION	-	0
02	5	2015	585	400OL	120	PYROL	90ALL PAYROLL SPREAD	-	0
02	5	2015	585	400OL	120	PYROL	LABOR DISTRIBUTION	-	0
02	5	2015	586	200PL	120	PYROL	90ALL PAYROLL SPREAD	-	0
02	5	2015	586	200PL	120	PYROL	LABOR DISTRIBUTION	1,109.06	0
02	5	2015	586	300EW	120	PYROL	90ALL PAYROLL SPREAD	-	0
02	5	2015	586	300EW	120	PYROL	LABOR DISTRIBUTION	35.08	0
02	5	2015	586	400OL	120	PYROL	90ALL PAYROLL SPREAD	-	0
02	5	2015	586	400OL	120	PYROL	LABOR DISTRIBUTION	747.81	0
02	5	2015	587	200PL	120	PYROL	90ALL PAYROLL SPREAD	-	0
02	5	2015	587	200PL	120	PYROL	LABOR DISTRIBUTION	1,802.16	0
02	5	2015	587	300EW	120	PYROL	90ALL PAYROLL SPREAD	-	0
02	5	2015	587	300EW	120	PYROL	LABOR DISTRIBUTION	1,546.80	0
02	5	2015	587	400OL	120	PYROL	90ALL PAYROLL SPREAD	-	0
02	5	2015	587	400OL	120	PYROL	LABOR DISTRIBUTION	1,392.60	0
02	5	2015	588	200PL	120	PYROL	90ALL PAYROLL SPREAD	503.81	0
02	5	2015	588	200PL	120	PYROL	LABOR DISTRIBUTION	577.62	0
02	5	2015	588	300EW	120	PYROL	90ALL PAYROLL SPREAD	435.11	0
02	5	2015	588	300EW	120	PYROL	LABOR DISTRIBUTION	-	0
02	5	2015	588	400OL	120	PYROL	90ALL PAYROLL SPREAD	251.90	0
02	5	2015	588	400OL	120	PYROL	LABOR DISTRIBUTION	150.00	0
02	5	2015	590	200PL	120	PYROL	90ALL PAYROLL SPREAD	-	0
02	5	2015	590	200PL	120	PYROL	LABOR DISTRIBUTION	-	0
02	5	2015	590	300EW	120	PYROL	90ALL PAYROLL SPREAD	-	0

02	5	2015	590	300EW	120	PYROL	LABOR DISTRIBUTION	-	0
02	5	2015	590	400OL	120	PYROL	90ALL PAYROLL SPREAD	-	0
02	5	2015	590	400OL	120	PYROL	LABOR DISTRIBUTION	-	0
02	5	2015	592	200PL	120	PYROL	90ALL PAYROLL SPREAD	-	0
02	5	2015	592	200PL	120	PYROL	LABOR DISTRIBUTION	-	0
02	5	2015	592	300EW	120	PYROL	90ALL PAYROLL SPREAD	-	0
02	5	2015	592	300EW	120	PYROL	LABOR DISTRIBUTION	-	0
02	5	2015	592	400OL	120	PYROL	90ALL PAYROLL SPREAD	-	0
02	5	2015	592	400OL	120	PYROL	LABOR DISTRIBUTION	-	0
02	5	2015	593	200PL	120	PYROL	90ALL PAYROLL SPREAD	-	0
02	5	2015	593	200PL	120	PYROL	LABOR DISTRIBUTION	8,011.97	0
02	5	2015	593	300EW	120	PYROL	90ALL PAYROLL SPREAD	-	0
02	5	2015	593	300EW	120	PYROL	LABOR DISTRIBUTION	8,322.18	0
02	5	2015	593	400OL	120	PYROL	90ALL PAYROLL SPREAD	-	0
02	5	2015	593	400OL	120	PYROL	LABOR DISTRIBUTION	7,366.18	0
02	5	2015	593.99	200PL	120	PYROL	90ALL PAYROLL SPREAD	-	0
02	5	2015	593.99	200PL	120	PYROL	LABOR DISTRIBUTION	-	0
02	5	2015	593.99	300EW	120	PYROL	90ALL PAYROLL SPREAD	-	0
02	5	2015	593.99	300EW	120	PYROL	LABOR DISTRIBUTION	-	0
02	5	2015	593.99	400OL	120	PYROL	90ALL PAYROLL SPREAD	-	0
02	5	2015	593.99	400OL	120	PYROL	LABOR DISTRIBUTION	70.16	0
02	5	2015	594	200PL	120	PYROL	90ALL PAYROLL SPREAD	-	0
02	5	2015	594	200PL	120	PYROL	LABOR DISTRIBUTION	147.36	0
02	5	2015	594	300EW	120	PYROL	90ALL PAYROLL SPREAD	-	0
02	5	2015	594	300EW	120	PYROL	LABOR DISTRIBUTION	-	0
02	5	2015	594	400OL	120	PYROL	90ALL PAYROLL SPREAD	-	0
02	5	2015	594	400OL	120	PYROL	LABOR DISTRIBUTION	-	0
02	5	2015	595	200PL	120	PYROL	90ALL PAYROLL SPREAD	-	0
02	5	2015	595	200PL	120	PYROL	LABOR DISTRIBUTION	-	0
02	5	2015	595	300EW	120	PYROL	90ALL PAYROLL SPREAD	-	0
02	5	2015	595	300EW	120	PYROL	LABOR DISTRIBUTION	-	0
02	5	2015	595	400OL	120	PYROL	90ALL PAYROLL SPREAD	-	0
02	5	2015	595	400OL	120	PYROL	LABOR DISTRIBUTION	-	0
02	5	2015	596	200PL	120	PYROL	90ALL PAYROLL SPREAD	-	0
02	5	2015	596	200PL	120	PYROL	LABOR DISTRIBUTION	-	0
02	5	2015	596	300EW	120	PYROL	90ALL PAYROLL SPREAD	-	0
02	5	2015	596	300EW	120	PYROL	LABOR DISTRIBUTION	-	0
02	5	2015	596	400OL	120	PYROL	90ALL PAYROLL SPREAD	-	0
02	5	2015	596	400OL	120	PYROL	LABOR DISTRIBUTION	-	0
02	5	2015	597	200PL	120	PYROL	90ALL PAYROLL SPREAD	-	0
02	5	2015	597	200PL	120	PYROL	LABOR DISTRIBUTION	-	0
02	5	2015	597	300EW	120	PYROL	90ALL PAYROLL SPREAD	-	0
02	5	2015	597	300EW	120	PYROL	LABOR DISTRIBUTION	-	0
02	5	2015	597	400OL	120	PYROL	90ALL PAYROLL SPREAD	-	0
02	5	2015	597	400OL	120	PYROL	LABOR DISTRIBUTION	-	0
02	5	2015	901	200PL	120	PYROL	90ALL PAYROLL SPREAD	-	0
02	5	2015	901	200PL	120	PYROL	LABOR DISTRIBUTION	-	0
02	5	2015	901	300EW	120	PYROL	90ALL PAYROLL SPREAD	-	0
02	5	2015	901	300EW	120	PYROL	LABOR DISTRIBUTION	-	0
02	5	2015	901	400OL	120	PYROL	90ALL PAYROLL SPREAD	-	0
02	5	2015	901	400OL	120	PYROL	LABOR DISTRIBUTION	-	0
02	5	2015	902	200PL	120	PYROL	90ALL PAYROLL SPREAD	-	0
02	5	2015	902	200PL	120	PYROL	LABOR DISTRIBUTION	573.16	0
02	5	2015	902	300EW	120	PYROL	90ALL PAYROLL SPREAD	-	0
02	5	2015	902	300EW	120	PYROL	LABOR DISTRIBUTION	2,495.20	0
02	5	2015	902	400OL	120	PYROL	90ALL PAYROLL SPREAD	-	0
02	5	2015	902	400OL	120	PYROL	LABOR DISTRIBUTION	717.44	0
02	5	2015	903	200PL	120	PYROL	90ALL PAYROLL SPREAD	2,289.14	0
02	5	2015	903	200PL	120	PYROL	LABOR DISTRIBUTION	2,157.07	0
02	5	2015	903	300EW	120	PYROL	90ALL PAYROLL SPREAD	1,976.98	0
02	5	2015	903	300EW	120	PYROL	LABOR DISTRIBUTION	1,937.03	0
02	5	2015	903	400OL	120	PYROL	90ALL PAYROLL SPREAD	1,144.57	0
02	5	2015	903	400OL	120	PYROL	LABOR DISTRIBUTION	1,772.06	0
02	5	2015	907	200PL	120	PYROL	90ALL PAYROLL SPREAD	-	0
02	5	2015	907	200PL	120	PYROL	LABOR DISTRIBUTION	-	0
02	5	2015	907	300EW	120	PYROL	90ALL PAYROLL SPREAD	-	0
02	5	2015	907	300EW	120	PYROL	LABOR DISTRIBUTION	-	0
02	5	2015	907	400OL	120	PYROL	90ALL PAYROLL SPREAD	-	0
02	5	2015	907	400OL	120	PYROL	LABOR DISTRIBUTION	-	0
02	5	2015	908	200PL	120	PYROL	90ALL PAYROLL SPREAD	700.23	0
02	5	2015	908	200PL	120	PYROL	LABOR DISTRIBUTION	-	0
02	5	2015	908	300EW	120	PYROL	90ALL PAYROLL SPREAD	604.75	0
02	5	2015	908	300EW	120	PYROL	LABOR DISTRIBUTION	-	0
02	5	2015	908	400OL	120	PYROL	90ALL PAYROLL SPREAD	350.12	0
02	5	2015	908	400OL	120	PYROL	LABOR DISTRIBUTION	-	0
02	5	2015	909	200PL	120	PYROL	90ALL PAYROLL SPREAD	226.67	0
02	5	2015	909	200PL	120	PYROL	LABOR DISTRIBUTION	-	0
02	5	2015	909	300EW	120	PYROL	90ALL PAYROLL SPREAD	195.76	0
02	5	2015	909	300EW	120	PYROL	LABOR DISTRIBUTION	-	0
02	5	2015	909	400OL	120	PYROL	90ALL PAYROLL SPREAD	113.34	0

02	5	2015	909	400OL	120	PYROL	LABOR DISTRIBUTION	-	0
02	5	2015	920	200PL	120	PYROL	90ALL PAYROLL SPREAD	6,303.98	0
02	5	2015	920	200PL	120	PYROL	LABOR DISTRIBUTION	-	0
02	5	2015	920	300EW	120	PYROL	90ALL PAYROLL SPREAD	5,444.35	0
02	5	2015	920	300EW	120	PYROL	LABOR DISTRIBUTION	-	0
02	5	2015	920	400OL	120	PYROL	90ALL PAYROLL SPREAD	3,151.99	0
02	5	2015	920	400OL	120	PYROL	LABOR DISTRIBUTION	-	0
02	5	2015	925	200PL	120	PYROL	90ALL PAYROLL SPREAD	334.78	0
02	5	2015	925	200PL	120	PYROL	LABOR DISTRIBUTION	1,187.09	0
02	5	2015	925	300EW	120	PYROL	90ALL PAYROLL SPREAD	289.13	0
02	5	2015	925	300EW	120	PYROL	LABOR DISTRIBUTION	559.03	0
02	5	2015	925	400OL	120	PYROL	90ALL PAYROLL SPREAD	167.39	0
02	5	2015	925	400OL	120	PYROL	LABOR DISTRIBUTION	2,676.50	0
02	5	2015	925.99	200PL	120	PYROL	90ALL PAYROLL SPREAD	-	0
02	5	2015	925.99	200PL	120	PYROL	LABOR DISTRIBUTION	-	0
02	5	2015	925.99	300EW	120	PYROL	90ALL PAYROLL SPREAD	-	0
02	5	2015	925.99	300EW	120	PYROL	LABOR DISTRIBUTION	-	0
02	5	2015	925.99	400OL	120	PYROL	90ALL PAYROLL SPREAD	-	0
02	5	2015	925.99	400OL	120	PYROL	LABOR DISTRIBUTION	-	0
02	5	2015	926	200PL	120	PYROL	90ALL PAYROLL SPREAD	177.35	0
02	5	2015	926	200PL	120	PYROL	LABOR DISTRIBUTION	3,802.82	0
02	5	2015	926	300EW	120	PYROL	90ALL PAYROLL SPREAD	153.17	0
02	5	2015	926	300EW	120	PYROL	LABOR DISTRIBUTION	3,649.84	0
02	5	2015	926	400OL	120	PYROL	90ALL PAYROLL SPREAD	88.68	0
02	5	2015	926	400OL	120	PYROL	LABOR DISTRIBUTION	2,867.43	0
02	5	2015	930.1	200PL	120	PYROL	90ALL PAYROLL SPREAD	-	0
02	5	2015	930.1	200PL	120	PYROL	LABOR DISTRIBUTION	-	0
02	5	2015	930.1	300EW	120	PYROL	90ALL PAYROLL SPREAD	-	0
02	5	2015	930.1	300EW	120	PYROL	LABOR DISTRIBUTION	-	0
02	5	2015	930.1	400OL	120	PYROL	90ALL PAYROLL SPREAD	-	0
02	5	2015	930.1	400OL	120	PYROL	LABOR DISTRIBUTION	-	0
02	5	2015	930.4	200PL	120	PYROL	90ALL PAYROLL SPREAD	869.25	0
02	5	2015	930.4	200PL	120	PYROL	LABOR DISTRIBUTION	94.55	0
02	5	2015	930.4	300EW	120	PYROL	90ALL PAYROLL SPREAD	750.72	0
02	5	2015	930.4	300EW	120	PYROL	LABOR DISTRIBUTION	83.98	0
02	5	2015	930.4	400OL	120	PYROL	90ALL PAYROLL SPREAD	434.63	0
02	5	2015	930.4	400OL	120	PYROL	LABOR DISTRIBUTION	47.77	0
02	5	2015	930.41	200PL	120	PYROL	90ALL PAYROLL SPREAD	681.16	0
02	5	2015	930.41	200PL	120	PYROL	LABOR DISTRIBUTION	547.26	0
02	5	2015	930.41	300EW	120	PYROL	90ALL PAYROLL SPREAD	588.27	0
02	5	2015	930.41	300EW	120	PYROL	LABOR DISTRIBUTION	593.92	0
02	5	2015	930.41	400OL	120	PYROL	90ALL PAYROLL SPREAD	340.58	0
02	5	2015	930.41	400OL	120	PYROL	LABOR DISTRIBUTION	593.92	0
02	5	2015	935	200PL	120	PYROL	90ALL PAYROLL SPREAD	-	0
02	5	2015	935	200PL	120	PYROL	LABOR DISTRIBUTION	-	0
02	5	2015	935	300EW	120	PYROL	90ALL PAYROLL SPREAD	-	0
02	5	2015	935	300EW	120	PYROL	LABOR DISTRIBUTION	-	0
02	5	2015	935	400OL	120	PYROL	90ALL PAYROLL SPREAD	-	0
02	5	2015	935	400OL	120	PYROL	LABOR DISTRIBUTION	-	0
02	5	2015	935.1	200PL	120	PYROL	90ALL PAYROLL SPREAD	1,336.50	0
02	5	2015	935.1	200PL	120	PYROL	LABOR DISTRIBUTION	-	0
02	5	2015	935.1	300EW	120	PYROL	90ALL PAYROLL SPREAD	1,154.25	0
02	5	2015	935.1	300EW	120	PYROL	LABOR DISTRIBUTION	-	0
02	5	2015	935.1	400OL	120	PYROL	90ALL PAYROLL SPREAD	668.25	0
02	5	2015	935.1	400OL	120	PYROL	LABOR DISTRIBUTION	-	0
02	5	2015	935.2	200PL	120	PYROL	90ALL PAYROLL SPREAD	(0.77)	0
02	5	2015	935.2	200PL	120	PYROL	LABOR DISTRIBUTION	-	0
02	5	2015	935.2	300EW	120	PYROL	90ALL PAYROLL SPREAD	(0.67)	0
02	5	2015	935.2	300EW	120	PYROL	LABOR DISTRIBUTION	-	0
02	5	2015	935.2	400OL	120	PYROL	90ALL PAYROLL SPREAD	(0.39)	0
02	5	2015	935.2	400OL	120	PYROL	LABOR DISTRIBUTION	-	0
02	5	2015	935.3	200PL	120	PYROL	90ALL PAYROLL SPREAD	-	0
02	5	2015	935.3	200PL	120	PYROL	LABOR DISTRIBUTION	1,942.51	0
02	5	2015	935.3	300EW	120	PYROL	90ALL PAYROLL SPREAD	-	0
02	5	2015	935.3	300EW	120	PYROL	LABOR DISTRIBUTION	589.23	0
02	5	2015	935.3	400OL	120	PYROL	90ALL PAYROLL SPREAD	-	0
02	5	2015	935.3	400OL	120	PYROL	LABOR DISTRIBUTION	761.28	0
02	6	2015	107.2	200PL	120	PYROL	LABOR DISTRIBUTION	13,173.23	0
02	6	2015	107.2	300EW	120	PYROL	LABOR DISTRIBUTION	7,069.04	0
02	6	2015	107.2	400OL	120	PYROL	LABOR DISTRIBUTION	14,714.79	0
02	6	2015	107.6	200PL	120	PYROL	LABOR DISTRIBUTION	-	0
02	6	2015	107.6	300EW	120	PYROL	LABOR DISTRIBUTION	-	0
02	6	2015	107.6	400OL	120	PYROL	LABOR DISTRIBUTION	-	0
02	6	2015	108.6	200PL	120	PYROL	LABOR DISTRIBUTION	-	0
02	6	2015	108.6	300EW	120	PYROL	LABOR DISTRIBUTION	-	0
02	6	2015	108.6	400OL	120	PYROL	LABOR DISTRIBUTION	-	0
02	6	2015	108.8	200PL	120	PYROL	LABOR DISTRIBUTION	4,973.19	0
02	6	2015	108.8	300EW	120	PYROL	LABOR DISTRIBUTION	3,379.44	0
02	6	2015	108.8	400OL	120	PYROL	LABOR DISTRIBUTION	4,200.58	0
02	6	2015	163	200PL	120	PYROL	90ALL PAYROLL SPREAD	-	0

02	6	2015	163	200PL	120	PYROL	LABOR DISTRIBUTION	1,440.62	0
02	6	2015	163	300EW	120	PYROL	90ALL PAYROLL SPREAD	-	0
02	6	2015	163	300EW	120	PYROL	LABOR DISTRIBUTION	2,288.57	0
02	6	2015	163	400OL	120	PYROL	90ALL PAYROLL SPREAD	-	0
02	6	2015	163	400OL	120	PYROL	LABOR DISTRIBUTION	915.82	0
02	6	2015	184.1	200PL	120	PYROL	90ALL PAYROLL SPREAD	-	0
02	6	2015	184.1	200PL	120	PYROL	LABOR DISTRIBUTION	654.45	0
02	6	2015	184.1	300EW	120	PYROL	90ALL PAYROLL SPREAD	-	0
02	6	2015	184.1	300EW	120	PYROL	LABOR DISTRIBUTION	78.32	0
02	6	2015	184.1	400OL	120	PYROL	90ALL PAYROLL SPREAD	-	0
02	6	2015	184.1	400OL	120	PYROL	LABOR DISTRIBUTION	148.48	0
02	6	2015	184.2	200PL	120	PYROL	90ALL PAYROLL SPREAD	-	0
02	6	2015	184.2	200PL	120	PYROL	LABOR DISTRIBUTION	203.50	0
02	6	2015	184.2	300EW	120	PYROL	90ALL PAYROLL SPREAD	-	0
02	6	2015	184.2	300EW	120	PYROL	LABOR DISTRIBUTION	210.48	0
02	6	2015	184.2	400OL	120	PYROL	90ALL PAYROLL SPREAD	-	0
02	6	2015	184.2	400OL	120	PYROL	LABOR DISTRIBUTION	105.24	0
02	6	2015	184.3	200PL	120	PYROL	90ALL PAYROLL SPREAD	-	0
02	6	2015	184.3	200PL	120	PYROL	LABOR DISTRIBUTION	-	0
02	6	2015	184.3	300EW	120	PYROL	90ALL PAYROLL SPREAD	-	0
02	6	2015	184.3	300EW	120	PYROL	LABOR DISTRIBUTION	-	0
02	6	2015	184.3	400OL	120	PYROL	90ALL PAYROLL SPREAD	-	0
02	6	2015	184.3	400OL	120	PYROL	LABOR DISTRIBUTION	-	0
02	6	2015	234			PYROL	90ALL PAYROLL SPREAD	(39,127.92)	0
02	6	2015	234			PYROL	LABOR DISTRIBUTION	(121,635.61)	0
02	6	2015	416.02	200PL	120	PYROL	LABOR DISTRIBUTION	-	0
02	6	2015	562	200PL	120	PYROL	90ALL PAYROLL SPREAD	-	0
02	6	2015	562	200PL	120	PYROL	LABOR DISTRIBUTION	-	0
02	6	2015	562	300EW	120	PYROL	90ALL PAYROLL SPREAD	-	0
02	6	2015	562	300EW	120	PYROL	LABOR DISTRIBUTION	-	0
02	6	2015	562	400OL	120	PYROL	90ALL PAYROLL SPREAD	-	0
02	6	2015	562	400OL	120	PYROL	LABOR DISTRIBUTION	-	0
02	6	2015	570	200PL	120	PYROL	90ALL PAYROLL SPREAD	-	0
02	6	2015	570	200PL	120	PYROL	LABOR DISTRIBUTION	1,049.99	0
02	6	2015	570	300EW	120	PYROL	90ALL PAYROLL SPREAD	-	0
02	6	2015	570	300EW	120	PYROL	LABOR DISTRIBUTION	-	0
02	6	2015	570	400OL	120	PYROL	90ALL PAYROLL SPREAD	-	0
02	6	2015	570	400OL	120	PYROL	LABOR DISTRIBUTION	78.32	0
02	6	2015	571	200PL	120	PYROL	90ALL PAYROLL SPREAD	-	0
02	6	2015	571	200PL	120	PYROL	LABOR DISTRIBUTION	454.08	0
02	6	2015	571	300EW	120	PYROL	90ALL PAYROLL SPREAD	-	0
02	6	2015	571	300EW	120	PYROL	LABOR DISTRIBUTION	70.16	0
02	6	2015	571	400OL	120	PYROL	90ALL PAYROLL SPREAD	-	0
02	6	2015	571	400OL	120	PYROL	LABOR DISTRIBUTION	477.12	0
02	6	2015	580	200PL	120	PYROL	90ALL PAYROLL SPREAD	785.20	0
02	6	2015	580	200PL	120	PYROL	LABOR DISTRIBUTION	3,763.06	0
02	6	2015	580	300EW	120	PYROL	90ALL PAYROLL SPREAD	678.13	0
02	6	2015	580	300EW	120	PYROL	LABOR DISTRIBUTION	-	0
02	6	2015	580	400OL	120	PYROL	90ALL PAYROLL SPREAD	392.61	0
02	6	2015	580	400OL	120	PYROL	LABOR DISTRIBUTION	411.18	0
02	6	2015	582	200PL	120	PYROL	90ALL PAYROLL SPREAD	-	0
02	6	2015	582	200PL	120	PYROL	LABOR DISTRIBUTION	1,038.57	0
02	6	2015	582	300EW	120	PYROL	90ALL PAYROLL SPREAD	-	0
02	6	2015	582	300EW	120	PYROL	LABOR DISTRIBUTION	736.68	0
02	6	2015	582	400OL	120	PYROL	90ALL PAYROLL SPREAD	-	0
02	6	2015	582	400OL	120	PYROL	LABOR DISTRIBUTION	389.40	0
02	6	2015	583	200PL	120	PYROL	90ALL PAYROLL SPREAD	-	0
02	6	2015	583	200PL	120	PYROL	LABOR DISTRIBUTION	3,068.59	0
02	6	2015	583	300EW	120	PYROL	90ALL PAYROLL SPREAD	-	0
02	6	2015	583	300EW	120	PYROL	LABOR DISTRIBUTION	4,504.69	0
02	6	2015	583	400OL	120	PYROL	90ALL PAYROLL SPREAD	-	0
02	6	2015	583	400OL	120	PYROL	LABOR DISTRIBUTION	2,122.59	0
02	6	2015	584	200PL	120	PYROL	90ALL PAYROLL SPREAD	-	0
02	6	2015	584	200PL	120	PYROL	LABOR DISTRIBUTION	-	0
02	6	2015	584	300EW	120	PYROL	90ALL PAYROLL SPREAD	-	0
02	6	2015	584	300EW	120	PYROL	LABOR DISTRIBUTION	-	0
02	6	2015	584	400OL	120	PYROL	90ALL PAYROLL SPREAD	-	0
02	6	2015	584	400OL	120	PYROL	LABOR DISTRIBUTION	-	0
02	6	2015	585	200PL	120	PYROL	90ALL PAYROLL SPREAD	-	0
02	6	2015	585	200PL	120	PYROL	LABOR DISTRIBUTION	-	0
02	6	2015	585	300EW	120	PYROL	90ALL PAYROLL SPREAD	-	0
02	6	2015	585	300EW	120	PYROL	LABOR DISTRIBUTION	-	0
02	6	2015	585	400OL	120	PYROL	90ALL PAYROLL SPREAD	-	0
02	6	2015	585	400OL	120	PYROL	LABOR DISTRIBUTION	-	0
02	6	2015	586	200PL	120	PYROL	90ALL PAYROLL SPREAD	-	0
02	6	2015	586	200PL	120	PYROL	LABOR DISTRIBUTION	1,249.33	0
02	6	2015	586	300EW	120	PYROL	90ALL PAYROLL SPREAD	-	0
02	6	2015	586	300EW	120	PYROL	LABOR DISTRIBUTION	-	0
02	6	2015	586	400OL	120	PYROL	90ALL PAYROLL SPREAD	-	0
02	6	2015	586	400OL	120	PYROL	LABOR DISTRIBUTION	729.70	0

02	6	2015	587 200PL	120	PYROL	90ALL PAYROLL SPREAD	-	0
02	6	2015	587 200PL	120	PYROL	LABOR DISTRIBUTION	3,089.91	0
02	6	2015	587 300EW	120	PYROL	90ALL PAYROLL SPREAD	-	0
02	6	2015	587 300EW	120	PYROL	LABOR DISTRIBUTION	2,085.22	0
02	6	2015	587 400OL	120	PYROL	90ALL PAYROLL SPREAD	-	0
02	6	2015	587 400OL	120	PYROL	LABOR DISTRIBUTION	1,185.36	0
02	6	2015	588 200PL	120	PYROL	90ALL PAYROLL SPREAD	557.28	0
02	6	2015	588 200PL	120	PYROL	LABOR DISTRIBUTION	3.51	0
02	6	2015	588 300EW	120	PYROL	90ALL PAYROLL SPREAD	481.29	0
02	6	2015	588 300EW	120	PYROL	LABOR DISTRIBUTION	220.16	0
02	6	2015	588 400OL	120	PYROL	90ALL PAYROLL SPREAD	278.65	0
02	6	2015	588 400OL	120	PYROL	LABOR DISTRIBUTION	225.00	0
02	6	2015	590 200PL	120	PYROL	90ALL PAYROLL SPREAD	-	0
02	6	2015	590 200PL	120	PYROL	LABOR DISTRIBUTION	-	0
02	6	2015	590 300EW	120	PYROL	90ALL PAYROLL SPREAD	-	0
02	6	2015	590 300EW	120	PYROL	LABOR DISTRIBUTION	-	0
02	6	2015	590 400OL	120	PYROL	90ALL PAYROLL SPREAD	-	0
02	6	2015	590 400OL	120	PYROL	LABOR DISTRIBUTION	-	0
02	6	2015	592 200PL	120	PYROL	90ALL PAYROLL SPREAD	-	0
02	6	2015	592 200PL	120	PYROL	LABOR DISTRIBUTION	-	0
02	6	2015	592 300EW	120	PYROL	90ALL PAYROLL SPREAD	-	0
02	6	2015	592 300EW	120	PYROL	LABOR DISTRIBUTION	-	0
02	6	2015	592 400OL	120	PYROL	90ALL PAYROLL SPREAD	-	0
02	6	2015	592 400OL	120	PYROL	LABOR DISTRIBUTION	117.48	0
02	6	2015	593 200PL	120	PYROL	90ALL PAYROLL SPREAD	-	0
02	6	2015	593 200PL	120	PYROL	LABOR DISTRIBUTION	7,508.82	0
02	6	2015	593 300EW	120	PYROL	90ALL PAYROLL SPREAD	-	0
02	6	2015	593 300EW	120	PYROL	LABOR DISTRIBUTION	8,055.95	0
02	6	2015	593 400OL	120	PYROL	90ALL PAYROLL SPREAD	-	0
02	6	2015	593 400OL	120	PYROL	LABOR DISTRIBUTION	8,584.93	0
02	6	2015	593.99 200PL	120	PYROL	90ALL PAYROLL SPREAD	-	0
02	6	2015	593.99 200PL	120	PYROL	LABOR DISTRIBUTION	-	0
02	6	2015	593.99 300EW	120	PYROL	90ALL PAYROLL SPREAD	-	0
02	6	2015	593.99 300EW	120	PYROL	LABOR DISTRIBUTION	-	0
02	6	2015	593.99 400OL	120	PYROL	90ALL PAYROLL SPREAD	-	0
02	6	2015	593.99 400OL	120	PYROL	LABOR DISTRIBUTION	-	0
02	6	2015	594 200PL	120	PYROL	90ALL PAYROLL SPREAD	-	0
02	6	2015	594 200PL	120	PYROL	LABOR DISTRIBUTION	-	0
02	6	2015	594 300EW	120	PYROL	90ALL PAYROLL SPREAD	-	0
02	6	2015	594 300EW	120	PYROL	LABOR DISTRIBUTION	-	0
02	6	2015	594 400OL	120	PYROL	90ALL PAYROLL SPREAD	-	0
02	6	2015	594 400OL	120	PYROL	LABOR DISTRIBUTION	-	0
02	6	2015	595 200PL	120	PYROL	90ALL PAYROLL SPREAD	-	0
02	6	2015	595 200PL	120	PYROL	LABOR DISTRIBUTION	-	0
02	6	2015	595 300EW	120	PYROL	90ALL PAYROLL SPREAD	-	0
02	6	2015	595 300EW	120	PYROL	LABOR DISTRIBUTION	-	0
02	6	2015	595 400OL	120	PYROL	90ALL PAYROLL SPREAD	-	0
02	6	2015	595 400OL	120	PYROL	LABOR DISTRIBUTION	-	0
02	6	2015	596 200PL	120	PYROL	90ALL PAYROLL SPREAD	-	0
02	6	2015	596 200PL	120	PYROL	LABOR DISTRIBUTION	-	0
02	6	2015	596 300EW	120	PYROL	90ALL PAYROLL SPREAD	-	0
02	6	2015	596 300EW	120	PYROL	LABOR DISTRIBUTION	-	0
02	6	2015	596 400OL	120	PYROL	90ALL PAYROLL SPREAD	-	0
02	6	2015	596 400OL	120	PYROL	LABOR DISTRIBUTION	-	0
02	6	2015	597 200PL	120	PYROL	90ALL PAYROLL SPREAD	-	0
02	6	2015	597 200PL	120	PYROL	LABOR DISTRIBUTION	-	0
02	6	2015	597 300EW	120	PYROL	90ALL PAYROLL SPREAD	-	0
02	6	2015	597 300EW	120	PYROL	LABOR DISTRIBUTION	-	0
02	6	2015	597 400OL	120	PYROL	90ALL PAYROLL SPREAD	-	0
02	6	2015	597 400OL	120	PYROL	LABOR DISTRIBUTION	-	0
02	6	2015	901 200PL	120	PYROL	90ALL PAYROLL SPREAD	-	0
02	6	2015	901 200PL	120	PYROL	LABOR DISTRIBUTION	-	0
02	6	2015	901 300EW	120	PYROL	90ALL PAYROLL SPREAD	-	0
02	6	2015	901 300EW	120	PYROL	LABOR DISTRIBUTION	-	0
02	6	2015	901 400OL	120	PYROL	90ALL PAYROLL SPREAD	-	0
02	6	2015	901 400OL	120	PYROL	LABOR DISTRIBUTION	-	0
02	6	2015	902 200PL	120	PYROL	90ALL PAYROLL SPREAD	-	0
02	6	2015	902 200PL	120	PYROL	LABOR DISTRIBUTION	538.08	0
02	6	2015	902 300EW	120	PYROL	90ALL PAYROLL SPREAD	-	0
02	6	2015	902 300EW	120	PYROL	LABOR DISTRIBUTION	3,407.28	0
02	6	2015	902 400OL	120	PYROL	90ALL PAYROLL SPREAD	-	0
02	6	2015	902 400OL	120	PYROL	LABOR DISTRIBUTION	1,322.75	0
02	6	2015	903 200PL	120	PYROL	90ALL PAYROLL SPREAD	2,732.29	0
02	6	2015	903 200PL	120	PYROL	LABOR DISTRIBUTION	2,148.50	0
02	6	2015	903 300EW	120	PYROL	90ALL PAYROLL SPREAD	2,359.71	0
02	6	2015	903 300EW	120	PYROL	LABOR DISTRIBUTION	1,990.36	0
02	6	2015	903 400OL	120	PYROL	90ALL PAYROLL SPREAD	1,366.15	0
02	6	2015	903 400OL	120	PYROL	LABOR DISTRIBUTION	1,559.84	0
02	6	2015	907 200PL	120	PYROL	90ALL PAYROLL SPREAD	-	0
02	6	2015	907 200PL	120	PYROL	LABOR DISTRIBUTION	-	0



02	6	2015	907 300EW	120	PYROL	90ALL PAYROLL SPREAD	-	0
02	6	2015	907 300EW	120	PYROL	LABOR DISTRIBUTION	-	0
02	6	2015	907 400OL	120	PYROL	90ALL PAYROLL SPREAD	-	0
02	6	2015	907 400OL	120	PYROL	LABOR DISTRIBUTION	-	0
02	6	2015	908 200PL	120	PYROL	90ALL PAYROLL SPREAD	958.74	0
02	6	2015	908 200PL	120	PYROL	LABOR DISTRIBUTION	-	0
02	6	2015	908 300EW	120	PYROL	90ALL PAYROLL SPREAD	828.00	0
02	6	2015	908 300EW	120	PYROL	LABOR DISTRIBUTION	-	0
02	6	2015	908 400OL	120	PYROL	90ALL PAYROLL SPREAD	479.37	0
02	6	2015	908 400OL	120	PYROL	LABOR DISTRIBUTION	-	0
02	6	2015	909 200PL	120	PYROL	90ALL PAYROLL SPREAD	86.59	0
02	6	2015	909 200PL	120	PYROL	LABOR DISTRIBUTION	-	0
02	6	2015	909 300EW	120	PYROL	90ALL PAYROLL SPREAD	74.78	0
02	6	2015	909 300EW	120	PYROL	LABOR DISTRIBUTION	-	0
02	6	2015	909 400OL	120	PYROL	90ALL PAYROLL SPREAD	43.29	0
02	6	2015	909 400OL	120	PYROL	LABOR DISTRIBUTION	-	0
02	6	2015	920 200PL	120	PYROL	90ALL PAYROLL SPREAD	7,609.42	0
02	6	2015	920 200PL	120	PYROL	LABOR DISTRIBUTION	-	0
02	6	2015	920 300EW	120	PYROL	90ALL PAYROLL SPREAD	6,571.77	0
02	6	2015	920 300EW	120	PYROL	LABOR DISTRIBUTION	-	0
02	6	2015	920 400OL	120	PYROL	90ALL PAYROLL SPREAD	3,804.71	0
02	6	2015	920 400OL	120	PYROL	LABOR DISTRIBUTION	-	0
02	6	2015	925 200PL	120	PYROL	90ALL PAYROLL SPREAD	597.32	0
02	6	2015	925 200PL	120	PYROL	LABOR DISTRIBUTION	692.77	0
02	6	2015	925 300EW	120	PYROL	90ALL PAYROLL SPREAD	515.87	0
02	6	2015	925 300EW	120	PYROL	LABOR DISTRIBUTION	433.20	0
02	6	2015	925 400OL	120	PYROL	90ALL PAYROLL SPREAD	298.65	0
02	6	2015	925 400OL	120	PYROL	LABOR DISTRIBUTION	1,076.39	0
02	6	2015	925.99 200PL	120	PYROL	90ALL PAYROLL SPREAD	-	0
02	6	2015	925.99 200PL	120	PYROL	LABOR DISTRIBUTION	-	0
02	6	2015	925.99 300EW	120	PYROL	90ALL PAYROLL SPREAD	-	0
02	6	2015	925.99 300EW	120	PYROL	LABOR DISTRIBUTION	-	0
02	6	2015	925.99 400OL	120	PYROL	90ALL PAYROLL SPREAD	-	0
02	6	2015	925.99 400OL	120	PYROL	LABOR DISTRIBUTION	-	0
02	6	2015	926 200PL	120	PYROL	90ALL PAYROLL SPREAD	402.86	0
02	6	2015	926 200PL	120	PYROL	LABOR DISTRIBUTION	968.10	0
02	6	2015	926 300EW	120	PYROL	90ALL PAYROLL SPREAD	347.92	0
02	6	2015	926 300EW	120	PYROL	LABOR DISTRIBUTION	631.44	0
02	6	2015	926 400OL	120	PYROL	90ALL PAYROLL SPREAD	201.42	0
02	6	2015	926 400OL	120	PYROL	LABOR DISTRIBUTION	-	0
02	6	2015	930.1 200PL	120	PYROL	90ALL PAYROLL SPREAD	-	0
02	6	2015	930.1 200PL	120	PYROL	LABOR DISTRIBUTION	-	0
02	6	2015	930.1 300EW	120	PYROL	90ALL PAYROLL SPREAD	-	0
02	6	2015	930.1 300EW	120	PYROL	LABOR DISTRIBUTION	-	0
02	6	2015	930.1 400OL	120	PYROL	90ALL PAYROLL SPREAD	-	0
02	6	2015	930.1 400OL	120	PYROL	LABOR DISTRIBUTION	-	0
02	6	2015	930.4 200PL	120	PYROL	90ALL PAYROLL SPREAD	1,078.75	0
02	6	2015	930.4 200PL	120	PYROL	LABOR DISTRIBUTION	33.72	0
02	6	2015	930.4 300EW	120	PYROL	90ALL PAYROLL SPREAD	931.65	0
02	6	2015	930.4 300EW	120	PYROL	LABOR DISTRIBUTION	207.64	0
02	6	2015	930.4 400OL	120	PYROL	90ALL PAYROLL SPREAD	539.38	0
02	6	2015	930.4 400OL	120	PYROL	LABOR DISTRIBUTION	21.77	0
02	6	2015	930.41 200PL	120	PYROL	90ALL PAYROLL SPREAD	-	0
02	6	2015	930.41 200PL	120	PYROL	LABOR DISTRIBUTION	-	0
02	6	2015	930.41 300EW	120	PYROL	90ALL PAYROLL SPREAD	-	0
02	6	2015	930.41 300EW	120	PYROL	LABOR DISTRIBUTION	-	0
02	6	2015	930.41 400OL	120	PYROL	90ALL PAYROLL SPREAD	-	0
02	6	2015	930.41 400OL	120	PYROL	LABOR DISTRIBUTION	-	0
02	6	2015	935 200PL	120	PYROL	90ALL PAYROLL SPREAD	-	0
02	6	2015	935 200PL	120	PYROL	LABOR DISTRIBUTION	-	0
02	6	2015	935 300EW	120	PYROL	90ALL PAYROLL SPREAD	-	0
02	6	2015	935 300EW	120	PYROL	LABOR DISTRIBUTION	-	0
02	6	2015	935 400OL	120	PYROL	90ALL PAYROLL SPREAD	-	0
02	6	2015	935 400OL	120	PYROL	LABOR DISTRIBUTION	-	0
02	6	2015	935.1 200PL	120	PYROL	90ALL PAYROLL SPREAD	1,436.26	0
02	6	2015	935.1 200PL	120	PYROL	LABOR DISTRIBUTION	-	0
02	6	2015	935.1 300EW	120	PYROL	90ALL PAYROLL SPREAD	1,240.41	0
02	6	2015	935.1 300EW	120	PYROL	LABOR DISTRIBUTION	-	0
02	6	2015	935.1 400OL	120	PYROL	90ALL PAYROLL SPREAD	718.12	0
02	6	2015	935.1 400OL	120	PYROL	LABOR DISTRIBUTION	-	0
02	6	2015	935.2 200PL	120	PYROL	90ALL PAYROLL SPREAD	309.41	0
02	6	2015	935.2 200PL	120	PYROL	LABOR DISTRIBUTION	-	0
02	6	2015	935.2 300EW	120	PYROL	90ALL PAYROLL SPREAD	267.22	0
02	6	2015	935.2 300EW	120	PYROL	LABOR DISTRIBUTION	-	0
02	6	2015	935.2 400OL	120	PYROL	90ALL PAYROLL SPREAD	154.70	0
02	6	2015	935.2 400OL	120	PYROL	LABOR DISTRIBUTION	-	0
02	6	2015	935.3 200PL	120	PYROL	90ALL PAYROLL SPREAD	-	0
02	6	2015	935.3 200PL	120	PYROL	LABOR DISTRIBUTION	960.58	0
02	6	2015	935.3 300EW	120	PYROL	90ALL PAYROLL SPREAD	-	0
02	6	2015	935.3 300EW	120	PYROL	LABOR DISTRIBUTION	253.72	0

02	6	2015	935.3	400OL	120	PYROL	90ALL PAYROLL SPREAD	-	0
02	6	2015	935.3	400OL	120	PYROL	LABOR DISTRIBUTION	613.92	0
02	7	2015	107.2	200PL	120	PYROL	LABOR DISTRIBUTION	16,021.61	0
02	7	2015	107.2	300EW	120	PYROL	LABOR DISTRIBUTION	9,165.85	0
02	7	2015	107.2	400OL	120	PYROL	LABOR DISTRIBUTION	12,851.92	0
02	7	2015	107.6	200PL	120	PYROL	LABOR DISTRIBUTION	-	0
02	7	2015	107.6	300EW	120	PYROL	LABOR DISTRIBUTION	-	0
02	7	2015	107.6	400OL	120	PYROL	LABOR DISTRIBUTION	-	0
02	7	2015	108.6	200PL	120	PYROL	LABOR DISTRIBUTION	-	0
02	7	2015	108.6	300EW	120	PYROL	LABOR DISTRIBUTION	-	0
02	7	2015	108.6	400OL	120	PYROL	LABOR DISTRIBUTION	-	0
02	7	2015	108.8	200PL	120	PYROL	LABOR DISTRIBUTION	4,125.22	0
02	7	2015	108.8	300EW	120	PYROL	LABOR DISTRIBUTION	1,663.98	0
02	7	2015	108.8	400OL	120	PYROL	LABOR DISTRIBUTION	4,756.08	0
02	7	2015	163	200PL	120	PYROL	90ALL PAYROLL SPREAD	-	0
02	7	2015	163	200PL	120	PYROL	LABOR DISTRIBUTION	1,565.70	0
02	7	2015	163	300EW	120	PYROL	90ALL PAYROLL SPREAD	-	0
02	7	2015	163	300EW	120	PYROL	LABOR DISTRIBUTION	1,002.21	0
02	7	2015	163	400OL	120	PYROL	90ALL PAYROLL SPREAD	-	0
02	7	2015	163	400OL	120	PYROL	LABOR DISTRIBUTION	1,257.05	0
02	7	2015	184.1	200PL	120	PYROL	90ALL PAYROLL SPREAD	-	0
02	7	2015	184.1	200PL	120	PYROL	LABOR DISTRIBUTION	78.32	0
02	7	2015	184.1	300EW	120	PYROL	90ALL PAYROLL SPREAD	-	0
02	7	2015	184.1	300EW	120	PYROL	LABOR DISTRIBUTION	327.96	0
02	7	2015	184.1	400OL	120	PYROL	90ALL PAYROLL SPREAD	-	0
02	7	2015	184.1	400OL	120	PYROL	LABOR DISTRIBUTION	-	0
02	7	2015	184.2	200PL	120	PYROL	90ALL PAYROLL SPREAD	-	0
02	7	2015	184.2	200PL	120	PYROL	LABOR DISTRIBUTION	217.52	0
02	7	2015	184.2	300EW	120	PYROL	90ALL PAYROLL SPREAD	-	0
02	7	2015	184.2	300EW	120	PYROL	LABOR DISTRIBUTION	271.26	0
02	7	2015	184.2	400OL	120	PYROL	90ALL PAYROLL SPREAD	-	0
02	7	2015	184.2	400OL	120	PYROL	LABOR DISTRIBUTION	-	0
02	7	2015	184.3	200PL	120	PYROL	90ALL PAYROLL SPREAD	-	0
02	7	2015	184.3	200PL	120	PYROL	LABOR DISTRIBUTION	-	0
02	7	2015	184.3	300EW	120	PYROL	90ALL PAYROLL SPREAD	-	0
02	7	2015	184.3	300EW	120	PYROL	LABOR DISTRIBUTION	-	0
02	7	2015	184.3	400OL	120	PYROL	90ALL PAYROLL SPREAD	-	0
02	7	2015	184.3	400OL	120	PYROL	LABOR DISTRIBUTION	-	0
02	7	2015	234			PYROL	90ALL PAYROLL SPREAD	(36,127.28)	0
02	7	2015	234			PYROL	LABOR DISTRIBUTION	(126,763.97)	0
02	7	2015	416.02	200PL	120	PYROL	LABOR DISTRIBUTION	-	0
02	7	2015	562	200PL	120	PYROL	90ALL PAYROLL SPREAD	-	0
02	7	2015	562	200PL	120	PYROL	LABOR DISTRIBUTION	-	0
02	7	2015	562	300EW	120	PYROL	90ALL PAYROLL SPREAD	-	0
02	7	2015	562	300EW	120	PYROL	LABOR DISTRIBUTION	-	0
02	7	2015	562	400OL	120	PYROL	90ALL PAYROLL SPREAD	-	0
02	7	2015	562	400OL	120	PYROL	LABOR DISTRIBUTION	-	0
02	7	2015	570	200PL	120	PYROL	90ALL PAYROLL SPREAD	-	0
02	7	2015	570	200PL	120	PYROL	LABOR DISTRIBUTION	84.29	0
02	7	2015	570	300EW	120	PYROL	90ALL PAYROLL SPREAD	-	0
02	7	2015	570	300EW	120	PYROL	LABOR DISTRIBUTION	-	0
02	7	2015	570	400OL	120	PYROL	90ALL PAYROLL SPREAD	-	0
02	7	2015	570	400OL	120	PYROL	LABOR DISTRIBUTION	-	0
02	7	2015	571	200PL	120	PYROL	90ALL PAYROLL SPREAD	-	0
02	7	2015	571	200PL	120	PYROL	LABOR DISTRIBUTION	42.82	0
02	7	2015	571	300EW	120	PYROL	90ALL PAYROLL SPREAD	-	0
02	7	2015	571	300EW	120	PYROL	LABOR DISTRIBUTION	-	0
02	7	2015	571	400OL	120	PYROL	90ALL PAYROLL SPREAD	-	0
02	7	2015	571	400OL	120	PYROL	LABOR DISTRIBUTION	196.46	0
02	7	2015	580	200PL	120	PYROL	90ALL PAYROLL SPREAD	803.10	0
02	7	2015	580	200PL	120	PYROL	LABOR DISTRIBUTION	2,503.24	0
02	7	2015	580	300EW	120	PYROL	90ALL PAYROLL SPREAD	693.59	0
02	7	2015	580	300EW	120	PYROL	LABOR DISTRIBUTION	-	0
02	7	2015	580	400OL	120	PYROL	90ALL PAYROLL SPREAD	401.55	0
02	7	2015	580	400OL	120	PYROL	LABOR DISTRIBUTION	450.34	0
02	7	2015	582	200PL	120	PYROL	90ALL PAYROLL SPREAD	-	0
02	7	2015	582	200PL	120	PYROL	LABOR DISTRIBUTION	1,068.55	0
02	7	2015	582	300EW	120	PYROL	90ALL PAYROLL SPREAD	-	0
02	7	2015	582	300EW	120	PYROL	LABOR DISTRIBUTION	1,165.80	0
02	7	2015	582	400OL	120	PYROL	90ALL PAYROLL SPREAD	-	0
02	7	2015	582	400OL	120	PYROL	LABOR DISTRIBUTION	350.80	0
02	7	2015	583	200PL	120	PYROL	90ALL PAYROLL SPREAD	-	0
02	7	2015	583	200PL	120	PYROL	LABOR DISTRIBUTION	3,351.81	0
02	7	2015	583	300EW	120	PYROL	90ALL PAYROLL SPREAD	-	0
02	7	2015	583	300EW	120	PYROL	LABOR DISTRIBUTION	5,298.15	0
02	7	2015	583	400OL	120	PYROL	90ALL PAYROLL SPREAD	-	0
02	7	2015	583	400OL	120	PYROL	LABOR DISTRIBUTION	2,172.24	0
02	7	2015	584	200PL	120	PYROL	90ALL PAYROLL SPREAD	-	0
02	7	2015	584	200PL	120	PYROL	LABOR DISTRIBUTION	-	0
02	7	2015	584	300EW	120	PYROL	90ALL PAYROLL SPREAD	-	0

02	7	2015	584	300EW	120	PYROL	LABOR DISTRIBUTION	-	0
02	7	2015	584	400OL	120	PYROL	90ALL PAYROLL SPREAD	-	0
02	7	2015	584	400OL	120	PYROL	LABOR DISTRIBUTION	-	0
02	7	2015	585	200PL	120	PYROL	90ALL PAYROLL SPREAD	-	0
02	7	2015	585	200PL	120	PYROL	LABOR DISTRIBUTION	-	0
02	7	2015	585	300EW	120	PYROL	90ALL PAYROLL SPREAD	-	0
02	7	2015	585	300EW	120	PYROL	LABOR DISTRIBUTION	-	0
02	7	2015	585	400OL	120	PYROL	90ALL PAYROLL SPREAD	-	0
02	7	2015	585	400OL	120	PYROL	LABOR DISTRIBUTION	-	0
02	7	2015	586	200PL	120	PYROL	90ALL PAYROLL SPREAD	-	0
02	7	2015	586	200PL	120	PYROL	LABOR DISTRIBUTION	1,201.21	0
02	7	2015	586	300EW	120	PYROL	90ALL PAYROLL SPREAD	-	0
02	7	2015	586	300EW	120	PYROL	LABOR DISTRIBUTION	79.95	0
02	7	2015	586	400OL	120	PYROL	90ALL PAYROLL SPREAD	-	0
02	7	2015	586	400OL	120	PYROL	LABOR DISTRIBUTION	626.20	0
02	7	2015	587	200PL	120	PYROL	90ALL PAYROLL SPREAD	-	0
02	7	2015	587	200PL	120	PYROL	LABOR DISTRIBUTION	2,147.94	0
02	7	2015	587	300EW	120	PYROL	90ALL PAYROLL SPREAD	-	0
02	7	2015	587	300EW	120	PYROL	LABOR DISTRIBUTION	1,740.05	0
02	7	2015	587	400OL	120	PYROL	90ALL PAYROLL SPREAD	-	0
02	7	2015	587	400OL	120	PYROL	LABOR DISTRIBUTION	1,834.00	0
02	7	2015	588	200PL	120	PYROL	90ALL PAYROLL SPREAD	509.84	0
02	7	2015	588	200PL	120	PYROL	LABOR DISTRIBUTION	545.28	0
02	7	2015	588	300EW	120	PYROL	90ALL PAYROLL SPREAD	440.32	0
02	7	2015	588	300EW	120	PYROL	LABOR DISTRIBUTION	392.48	0
02	7	2015	588	400OL	120	PYROL	90ALL PAYROLL SPREAD	254.92	0
02	7	2015	588	400OL	120	PYROL	LABOR DISTRIBUTION	225.00	0
02	7	2015	590	200PL	120	PYROL	90ALL PAYROLL SPREAD	-	0
02	7	2015	590	200PL	120	PYROL	LABOR DISTRIBUTION	-	0
02	7	2015	590	300EW	120	PYROL	90ALL PAYROLL SPREAD	-	0
02	7	2015	590	300EW	120	PYROL	LABOR DISTRIBUTION	-	0
02	7	2015	590	400OL	120	PYROL	90ALL PAYROLL SPREAD	-	0
02	7	2015	590	400OL	120	PYROL	LABOR DISTRIBUTION	-	0
02	7	2015	592	200PL	120	PYROL	90ALL PAYROLL SPREAD	-	0
02	7	2015	592	200PL	120	PYROL	LABOR DISTRIBUTION	-	0
02	7	2015	592	300EW	120	PYROL	90ALL PAYROLL SPREAD	-	0
02	7	2015	592	300EW	120	PYROL	LABOR DISTRIBUTION	-	0
02	7	2015	592	400OL	120	PYROL	90ALL PAYROLL SPREAD	-	0
02	7	2015	592	400OL	120	PYROL	LABOR DISTRIBUTION	-	0
02	7	2015	593	200PL	120	PYROL	90ALL PAYROLL SPREAD	-	0
02	7	2015	593	200PL	120	PYROL	LABOR DISTRIBUTION	6,871.30	0
02	7	2015	593	300EW	120	PYROL	90ALL PAYROLL SPREAD	-	0
02	7	2015	593	300EW	120	PYROL	LABOR DISTRIBUTION	8,790.01	0
02	7	2015	593	400OL	120	PYROL	90ALL PAYROLL SPREAD	-	0
02	7	2015	593	400OL	120	PYROL	LABOR DISTRIBUTION	9,326.39	0
02	7	2015	593.99	200PL	120	PYROL	90ALL PAYROLL SPREAD	28.88	0
02	7	2015	593.99	200PL	120	PYROL	LABOR DISTRIBUTION	-	0
02	7	2015	593.99	300EW	120	PYROL	90ALL PAYROLL SPREAD	24.95	0
02	7	2015	593.99	300EW	120	PYROL	LABOR DISTRIBUTION	-	0
02	7	2015	593.99	400OL	120	PYROL	90ALL PAYROLL SPREAD	14.44	0
02	7	2015	593.99	400OL	120	PYROL	LABOR DISTRIBUTION	-	0
02	7	2015	594	200PL	120	PYROL	90ALL PAYROLL SPREAD	-	0
02	7	2015	594	200PL	120	PYROL	LABOR DISTRIBUTION	-	0
02	7	2015	594	300EW	120	PYROL	90ALL PAYROLL SPREAD	-	0
02	7	2015	594	300EW	120	PYROL	LABOR DISTRIBUTION	-	0
02	7	2015	594	400OL	120	PYROL	90ALL PAYROLL SPREAD	-	0
02	7	2015	594	400OL	120	PYROL	LABOR DISTRIBUTION	-	0
02	7	2015	595	200PL	120	PYROL	90ALL PAYROLL SPREAD	-	0
02	7	2015	595	200PL	120	PYROL	LABOR DISTRIBUTION	-	0
02	7	2015	595	300EW	120	PYROL	90ALL PAYROLL SPREAD	-	0
02	7	2015	595	300EW	120	PYROL	LABOR DISTRIBUTION	-	0
02	7	2015	595	400OL	120	PYROL	90ALL PAYROLL SPREAD	-	0
02	7	2015	595	400OL	120	PYROL	LABOR DISTRIBUTION	-	0
02	7	2015	596	200PL	120	PYROL	90ALL PAYROLL SPREAD	-	0
02	7	2015	596	200PL	120	PYROL	LABOR DISTRIBUTION	-	0
02	7	2015	596	300EW	120	PYROL	90ALL PAYROLL SPREAD	-	0
02	7	2015	596	300EW	120	PYROL	LABOR DISTRIBUTION	-	0
02	7	2015	596	400OL	120	PYROL	90ALL PAYROLL SPREAD	-	0
02	7	2015	596	400OL	120	PYROL	LABOR DISTRIBUTION	-	0
02	7	2015	597	200PL	120	PYROL	90ALL PAYROLL SPREAD	-	0
02	7	2015	597	200PL	120	PYROL	LABOR DISTRIBUTION	-	0
02	7	2015	597	300EW	120	PYROL	90ALL PAYROLL SPREAD	-	0
02	7	2015	597	300EW	120	PYROL	LABOR DISTRIBUTION	-	0
02	7	2015	597	400OL	120	PYROL	90ALL PAYROLL SPREAD	-	0
02	7	2015	597	400OL	120	PYROL	LABOR DISTRIBUTION	-	0
02	7	2015	901	200PL	120	PYROL	90ALL PAYROLL SPREAD	-	0
02	7	2015	901	200PL	120	PYROL	LABOR DISTRIBUTION	-	0
02	7	2015	901	300EW	120	PYROL	90ALL PAYROLL SPREAD	-	0
02	7	2015	901	300EW	120	PYROL	LABOR DISTRIBUTION	-	0
02	7	2015	901	400OL	120	PYROL	90ALL PAYROLL SPREAD	-	0

02	7	2015	901 400OL	120	PYROL	LABOR DISTRIBUTION	-	0
02	7	2015	902 200PL	120	PYROL	90ALL PAYROLL SPREAD	-	0
02	7	2015	902 200PL	120	PYROL	LABOR DISTRIBUTION	713.48	0
02	7	2015	902 300EW	120	PYROL	90ALL PAYROLL SPREAD	-	0
02	7	2015	902 300EW	120	PYROL	LABOR DISTRIBUTION	3,199.70	0
02	7	2015	902 400OL	120	PYROL	90ALL PAYROLL SPREAD	-	0
02	7	2015	902 400OL	120	PYROL	LABOR DISTRIBUTION	1,255.52	0
02	7	2015	903 200PL	120	PYROL	90ALL PAYROLL SPREAD	3,205.28	0
02	7	2015	903 200PL	120	PYROL	LABOR DISTRIBUTION	1,398.59	0
02	7	2015	903 300EW	120	PYROL	90ALL PAYROLL SPREAD	2,768.19	0
02	7	2015	903 300EW	120	PYROL	LABOR DISTRIBUTION	1,140.71	0
02	7	2015	903 400OL	120	PYROL	90ALL PAYROLL SPREAD	1,602.64	0
02	7	2015	903 400OL	120	PYROL	LABOR DISTRIBUTION	1,648.15	0
02	7	2015	907 200PL	120	PYROL	90ALL PAYROLL SPREAD	-	0
02	7	2015	907 200PL	120	PYROL	LABOR DISTRIBUTION	-	0
02	7	2015	907 300EW	120	PYROL	90ALL PAYROLL SPREAD	-	0
02	7	2015	907 300EW	120	PYROL	LABOR DISTRIBUTION	-	0
02	7	2015	907 400OL	120	PYROL	90ALL PAYROLL SPREAD	-	0
02	7	2015	907 400OL	120	PYROL	LABOR DISTRIBUTION	-	0
02	7	2015	908 200PL	120	PYROL	90ALL PAYROLL SPREAD	1,024.45	0
02	7	2015	908 200PL	120	PYROL	LABOR DISTRIBUTION	-	0
02	7	2015	908 300EW	120	PYROL	90ALL PAYROLL SPREAD	884.76	0
02	7	2015	908 300EW	120	PYROL	LABOR DISTRIBUTION	-	0
02	7	2015	908 400OL	120	PYROL	90ALL PAYROLL SPREAD	512.23	0
02	7	2015	908 400OL	120	PYROL	LABOR DISTRIBUTION	-	0
02	7	2015	909 200PL	120	PYROL	90ALL PAYROLL SPREAD	57.77	0
02	7	2015	909 200PL	120	PYROL	LABOR DISTRIBUTION	-	0
02	7	2015	909 300EW	120	PYROL	90ALL PAYROLL SPREAD	49.89	0
02	7	2015	909 300EW	120	PYROL	LABOR DISTRIBUTION	-	0
02	7	2015	909 400OL	120	PYROL	90ALL PAYROLL SPREAD	28.88	0
02	7	2015	909 400OL	120	PYROL	LABOR DISTRIBUTION	-	0
02	7	2015	920 200PL	120	PYROL	90ALL PAYROLL SPREAD	6,854.03	0
02	7	2015	920 200PL	120	PYROL	LABOR DISTRIBUTION	-	0
02	7	2015	920 300EW	120	PYROL	90ALL PAYROLL SPREAD	5,919.38	0
02	7	2015	920 300EW	120	PYROL	LABOR DISTRIBUTION	-	0
02	7	2015	920 400OL	120	PYROL	90ALL PAYROLL SPREAD	3,427.01	0
02	7	2015	920 400OL	120	PYROL	LABOR DISTRIBUTION	-	0
02	7	2015	925 200PL	120	PYROL	90ALL PAYROLL SPREAD	514.45	0
02	7	2015	925 200PL	120	PYROL	LABOR DISTRIBUTION	1,230.63	0
02	7	2015	925 300EW	120	PYROL	90ALL PAYROLL SPREAD	444.29	0
02	7	2015	925 300EW	120	PYROL	LABOR DISTRIBUTION	785.41	0
02	7	2015	925 400OL	120	PYROL	90ALL PAYROLL SPREAD	257.22	0
02	7	2015	925 400OL	120	PYROL	LABOR DISTRIBUTION	1,653.16	0
02	7	2015	925.99 200PL	120	PYROL	90ALL PAYROLL SPREAD	-	0
02	7	2015	925.99 200PL	120	PYROL	LABOR DISTRIBUTION	-	0
02	7	2015	925.99 300EW	120	PYROL	90ALL PAYROLL SPREAD	-	0
02	7	2015	925.99 300EW	120	PYROL	LABOR DISTRIBUTION	-	0
02	7	2015	925.99 400OL	120	PYROL	90ALL PAYROLL SPREAD	-	0
02	7	2015	925.99 400OL	120	PYROL	LABOR DISTRIBUTION	-	0
02	7	2015	926 200PL	120	PYROL	90ALL PAYROLL SPREAD	178.89	0
02	7	2015	926 200PL	120	PYROL	LABOR DISTRIBUTION	1,896.08	0
02	7	2015	926 300EW	120	PYROL	90ALL PAYROLL SPREAD	154.50	0
02	7	2015	926 300EW	120	PYROL	LABOR DISTRIBUTION	1,615.20	0
02	7	2015	926 400OL	120	PYROL	90ALL PAYROLL SPREAD	89.45	0
02	7	2015	926 400OL	120	PYROL	LABOR DISTRIBUTION	1,913.02	0
02	7	2015	930.1 200PL	120	PYROL	90ALL PAYROLL SPREAD	-	0
02	7	2015	930.1 200PL	120	PYROL	LABOR DISTRIBUTION	-	0
02	7	2015	930.1 300EW	120	PYROL	90ALL PAYROLL SPREAD	-	0
02	7	2015	930.1 300EW	120	PYROL	LABOR DISTRIBUTION	-	0
02	7	2015	930.1 400OL	120	PYROL	90ALL PAYROLL SPREAD	-	0
02	7	2015	930.1 400OL	120	PYROL	LABOR DISTRIBUTION	-	0
02	7	2015	930.4 200PL	120	PYROL	90ALL PAYROLL SPREAD	760.70	0
02	7	2015	930.4 200PL	120	PYROL	LABOR DISTRIBUTION	-	0
02	7	2015	930.4 300EW	120	PYROL	90ALL PAYROLL SPREAD	656.97	0
02	7	2015	930.4 300EW	120	PYROL	LABOR DISTRIBUTION	-	0
02	7	2015	930.4 400OL	120	PYROL	90ALL PAYROLL SPREAD	380.35	0
02	7	2015	930.4 400OL	120	PYROL	LABOR DISTRIBUTION	-	0
02	7	2015	930.41 200PL	120	PYROL	90ALL PAYROLL SPREAD	-	0
02	7	2015	930.41 200PL	120	PYROL	LABOR DISTRIBUTION	-	0
02	7	2015	930.41 300EW	120	PYROL	90ALL PAYROLL SPREAD	-	0
02	7	2015	930.41 300EW	120	PYROL	LABOR DISTRIBUTION	-	0
02	7	2015	930.41 400OL	120	PYROL	90ALL PAYROLL SPREAD	-	0
02	7	2015	930.41 400OL	120	PYROL	LABOR DISTRIBUTION	-	0
02	7	2015	935 200PL	120	PYROL	90ALL PAYROLL SPREAD	-	0
02	7	2015	935 200PL	120	PYROL	LABOR DISTRIBUTION	-	0
02	7	2015	935 300EW	120	PYROL	90ALL PAYROLL SPREAD	-	0
02	7	2015	935 300EW	120	PYROL	LABOR DISTRIBUTION	-	0
02	7	2015	935 400OL	120	PYROL	90ALL PAYROLL SPREAD	-	0
02	7	2015	935 400OL	120	PYROL	LABOR DISTRIBUTION	-	0
02	7	2015	935.1 200PL	120	PYROL	90ALL PAYROLL SPREAD	1,196.99	0

02	7	2015	935.1	200PL	120	PYROL	LABOR DISTRIBUTION	-	0
02	7	2015	935.1	300EW	120	PYROL	90ALL PAYROLL SPREAD	1,033.77	0
02	7	2015	935.1	300EW	120	PYROL	LABOR DISTRIBUTION	-	0
02	7	2015	935.1	400OL	120	PYROL	90ALL PAYROLL SPREAD	598.50	0
02	7	2015	935.1	400OL	120	PYROL	LABOR DISTRIBUTION	-	0
02	7	2015	935.2	200PL	120	PYROL	90ALL PAYROLL SPREAD	150.23	0
02	7	2015	935.2	200PL	120	PYROL	LABOR DISTRIBUTION	-	0
02	7	2015	935.2	300EW	120	PYROL	90ALL PAYROLL SPREAD	129.75	0
02	7	2015	935.2	300EW	120	PYROL	LABOR DISTRIBUTION	249.75	0
02	7	2015	935.2	400OL	120	PYROL	90ALL PAYROLL SPREAD	75.12	0
02	7	2015	935.2	400OL	120	PYROL	LABOR DISTRIBUTION	-	0
02	7	2015	935.3	200PL	120	PYROL	90ALL PAYROLL SPREAD	-	0
02	7	2015	935.3	200PL	120	PYROL	LABOR DISTRIBUTION	2,415.96	0
02	7	2015	935.3	300EW	120	PYROL	90ALL PAYROLL SPREAD	-	0
02	7	2015	935.3	300EW	120	PYROL	LABOR DISTRIBUTION	1,230.66	0
02	7	2015	935.3	400OL	120	PYROL	90ALL PAYROLL SPREAD	-	0
02	7	2015	935.3	400OL	120	PYROL	LABOR DISTRIBUTION	648.96	0
02	8	2015	107.2	200PL	120	PYROL	LABOR DISTRIBUTION	14,235.27	0
02	8	2015	107.2	300EW	120	PYROL	LABOR DISTRIBUTION	9,035.00	0
02	8	2015	107.2	400OL	120	PYROL	LABOR DISTRIBUTION	5,525.41	0
02	8	2015	107.6	200PL	120	PYROL	LABOR DISTRIBUTION	-	0
02	8	2015	107.6	300EW	120	PYROL	LABOR DISTRIBUTION	-	0
02	8	2015	107.6	400OL	120	PYROL	LABOR DISTRIBUTION	-	0
02	8	2015	108.6	200PL	120	PYROL	LABOR DISTRIBUTION	-	0
02	8	2015	108.6	300EW	120	PYROL	LABOR DISTRIBUTION	-	0
02	8	2015	108.6	400OL	120	PYROL	LABOR DISTRIBUTION	-	0
02	8	2015	108.8	200PL	120	PYROL	LABOR DISTRIBUTION	3,917.93	0
02	8	2015	108.8	300EW	120	PYROL	LABOR DISTRIBUTION	2,001.94	0
02	8	2015	108.8	400OL	120	PYROL	LABOR DISTRIBUTION	14,012.33	0
02	8	2015	163	200PL	120	PYROL	90ALL PAYROLL SPREAD	-	0
02	8	2015	163	200PL	120	PYROL	LABOR DISTRIBUTION	2,057.81	0
02	8	2015	163	300EW	120	PYROL	90ALL PAYROLL SPREAD	-	0
02	8	2015	163	300EW	120	PYROL	LABOR DISTRIBUTION	1,502.52	0
02	8	2015	163	400OL	120	PYROL	90ALL PAYROLL SPREAD	-	0
02	8	2015	163	400OL	120	PYROL	LABOR DISTRIBUTION	1,264.56	0
02	8	2015	184.1	200PL	120	PYROL	90ALL PAYROLL SPREAD	-	0
02	8	2015	184.1	200PL	120	PYROL	LABOR DISTRIBUTION	241.81	0
02	8	2015	184.1	300EW	120	PYROL	90ALL PAYROLL SPREAD	-	0
02	8	2015	184.1	300EW	120	PYROL	LABOR DISTRIBUTION	117.48	0
02	8	2015	184.1	400OL	120	PYROL	90ALL PAYROLL SPREAD	-	0
02	8	2015	184.1	400OL	120	PYROL	LABOR DISTRIBUTION	56.14	0
02	8	2015	184.2	200PL	120	PYROL	90ALL PAYROLL SPREAD	-	0
02	8	2015	184.2	200PL	120	PYROL	LABOR DISTRIBUTION	196.48	0
02	8	2015	184.2	300EW	120	PYROL	90ALL PAYROLL SPREAD	-	0
02	8	2015	184.2	300EW	120	PYROL	LABOR DISTRIBUTION	105.24	0
02	8	2015	184.2	400OL	120	PYROL	90ALL PAYROLL SPREAD	-	0
02	8	2015	184.2	400OL	120	PYROL	LABOR DISTRIBUTION	140.32	0
02	8	2015	184.3	200PL	120	PYROL	90ALL PAYROLL SPREAD	-	0
02	8	2015	184.3	200PL	120	PYROL	LABOR DISTRIBUTION	-	0
02	8	2015	184.3	300EW	120	PYROL	90ALL PAYROLL SPREAD	-	0
02	8	2015	184.3	300EW	120	PYROL	LABOR DISTRIBUTION	-	0
02	8	2015	184.3	400OL	120	PYROL	90ALL PAYROLL SPREAD	-	0
02	8	2015	184.3	400OL	120	PYROL	LABOR DISTRIBUTION	-	0
02	8	2015	234			PYROL	90ALL PAYROLL SPREAD	(35,354.29)	0
02	8	2015	234			PYROL	LABOR DISTRIBUTION	(115,979.04)	0
02	8	2015	416.02	200PL	120	PYROL	LABOR DISTRIBUTION	-	0
02	8	2015	562	200PL	120	PYROL	90ALL PAYROLL SPREAD	-	0
02	8	2015	562	200PL	120	PYROL	LABOR DISTRIBUTION	-	0
02	8	2015	562	300EW	120	PYROL	90ALL PAYROLL SPREAD	-	0
02	8	2015	562	300EW	120	PYROL	LABOR DISTRIBUTION	-	0
02	8	2015	562	400OL	120	PYROL	90ALL PAYROLL SPREAD	-	0
02	8	2015	562	400OL	120	PYROL	LABOR DISTRIBUTION	-	0
02	8	2015	570	200PL	120	PYROL	90ALL PAYROLL SPREAD	-	0
02	8	2015	570	200PL	120	PYROL	LABOR DISTRIBUTION	2,827.00	0
02	8	2015	570	300EW	120	PYROL	90ALL PAYROLL SPREAD	-	0
02	8	2015	570	300EW	120	PYROL	LABOR DISTRIBUTION	39.16	0
02	8	2015	570	400OL	120	PYROL	90ALL PAYROLL SPREAD	-	0
02	8	2015	570	400OL	120	PYROL	LABOR DISTRIBUTION	-	0
02	8	2015	571	200PL	120	PYROL	90ALL PAYROLL SPREAD	-	0
02	8	2015	571	200PL	120	PYROL	LABOR DISTRIBUTION	1,009.64	0
02	8	2015	571	300EW	120	PYROL	90ALL PAYROLL SPREAD	-	0
02	8	2015	571	300EW	120	PYROL	LABOR DISTRIBUTION	-	0
02	8	2015	571	400OL	120	PYROL	90ALL PAYROLL SPREAD	-	0
02	8	2015	571	400OL	120	PYROL	LABOR DISTRIBUTION	273.63	0
02	8	2015	580	200PL	120	PYROL	90ALL PAYROLL SPREAD	584.09	0
02	8	2015	580	200PL	120	PYROL	LABOR DISTRIBUTION	2,617.22	0
02	8	2015	580	300EW	120	PYROL	90ALL PAYROLL SPREAD	504.45	0
02	8	2015	580	300EW	120	PYROL	LABOR DISTRIBUTION	78.32	0
02	8	2015	580	400OL	120	PYROL	90ALL PAYROLL SPREAD	292.05	0
02	8	2015	580	400OL	120	PYROL	LABOR DISTRIBUTION	441.33	0

02	8	2015	582	200PL	120	PYROL	90ALL PAYROLL SPREAD	-	0
02	8	2015	582	200PL	120	PYROL	LABOR DISTRIBUTION	280.16	0
02	8	2015	582	300EW	120	PYROL	90ALL PAYROLL SPREAD	-	0
02	8	2015	582	300EW	120	PYROL	LABOR DISTRIBUTION	998.56	0
02	8	2015	582	400OL	120	PYROL	90ALL PAYROLL SPREAD	-	0
02	8	2015	582	400OL	120	PYROL	LABOR DISTRIBUTION	364.84	0
02	8	2015	583	200PL	120	PYROL	90ALL PAYROLL SPREAD	-	0
02	8	2015	583	200PL	120	PYROL	LABOR DISTRIBUTION	2,084.92	0
02	8	2015	583	300EW	120	PYROL	90ALL PAYROLL SPREAD	-	0
02	8	2015	583	300EW	120	PYROL	LABOR DISTRIBUTION	5,492.37	0
02	8	2015	583	400OL	120	PYROL	90ALL PAYROLL SPREAD	-	0
02	8	2015	583	400OL	120	PYROL	LABOR DISTRIBUTION	1,655.46	0
02	8	2015	584	200PL	120	PYROL	90ALL PAYROLL SPREAD	-	0
02	8	2015	584	200PL	120	PYROL	LABOR DISTRIBUTION	-	0
02	8	2015	584	300EW	120	PYROL	90ALL PAYROLL SPREAD	-	0
02	8	2015	584	300EW	120	PYROL	LABOR DISTRIBUTION	-	0
02	8	2015	584	400OL	120	PYROL	90ALL PAYROLL SPREAD	-	0
02	8	2015	584	400OL	120	PYROL	LABOR DISTRIBUTION	-	0
02	8	2015	585	200PL	120	PYROL	90ALL PAYROLL SPREAD	-	0
02	8	2015	585	200PL	120	PYROL	LABOR DISTRIBUTION	-	0
02	8	2015	585	300EW	120	PYROL	90ALL PAYROLL SPREAD	-	0
02	8	2015	585	300EW	120	PYROL	LABOR DISTRIBUTION	-	0
02	8	2015	585	400OL	120	PYROL	90ALL PAYROLL SPREAD	-	0
02	8	2015	585	400OL	120	PYROL	LABOR DISTRIBUTION	-	0
02	8	2015	586	200PL	120	PYROL	90ALL PAYROLL SPREAD	-	0
02	8	2015	586	200PL	120	PYROL	LABOR DISTRIBUTION	680.27	0
02	8	2015	586	300EW	120	PYROL	90ALL PAYROLL SPREAD	-	0
02	8	2015	586	300EW	120	PYROL	LABOR DISTRIBUTION	-	0
02	8	2015	586	400OL	120	PYROL	90ALL PAYROLL SPREAD	-	0
02	8	2015	586	400OL	120	PYROL	LABOR DISTRIBUTION	375.36	0
02	8	2015	587	200PL	120	PYROL	90ALL PAYROLL SPREAD	-	0
02	8	2015	587	200PL	120	PYROL	LABOR DISTRIBUTION	2,026.06	0
02	8	2015	587	300EW	120	PYROL	90ALL PAYROLL SPREAD	-	0
02	8	2015	587	300EW	120	PYROL	LABOR DISTRIBUTION	1,047.52	0
02	8	2015	587	400OL	120	PYROL	90ALL PAYROLL SPREAD	-	0
02	8	2015	587	400OL	120	PYROL	LABOR DISTRIBUTION	1,543.71	0
02	8	2015	588	200PL	120	PYROL	90ALL PAYROLL SPREAD	498.36	0
02	8	2015	588	200PL	120	PYROL	LABOR DISTRIBUTION	58.67	0
02	8	2015	588	300EW	120	PYROL	90ALL PAYROLL SPREAD	430.40	0
02	8	2015	588	300EW	120	PYROL	LABOR DISTRIBUTION	196.13	0
02	8	2015	588	400OL	120	PYROL	90ALL PAYROLL SPREAD	249.18	0
02	8	2015	588	400OL	120	PYROL	LABOR DISTRIBUTION	150.00	0
02	8	2015	590	200PL	120	PYROL	90ALL PAYROLL SPREAD	-	0
02	8	2015	590	200PL	120	PYROL	LABOR DISTRIBUTION	-	0
02	8	2015	590	300EW	120	PYROL	90ALL PAYROLL SPREAD	-	0
02	8	2015	590	300EW	120	PYROL	LABOR DISTRIBUTION	-	0
02	8	2015	590	400OL	120	PYROL	90ALL PAYROLL SPREAD	-	0
02	8	2015	590	400OL	120	PYROL	LABOR DISTRIBUTION	-	0
02	8	2015	592	200PL	120	PYROL	90ALL PAYROLL SPREAD	-	0
02	8	2015	592	200PL	120	PYROL	LABOR DISTRIBUTION	-	0
02	8	2015	592	300EW	120	PYROL	90ALL PAYROLL SPREAD	-	0
02	8	2015	592	300EW	120	PYROL	LABOR DISTRIBUTION	-	0
02	8	2015	592	400OL	120	PYROL	90ALL PAYROLL SPREAD	-	0
02	8	2015	592	400OL	120	PYROL	LABOR DISTRIBUTION	-	0
02	8	2015	593	200PL	120	PYROL	90ALL PAYROLL SPREAD	-	0
02	8	2015	593	200PL	120	PYROL	LABOR DISTRIBUTION	5,862.45	0
02	8	2015	593	300EW	120	PYROL	90ALL PAYROLL SPREAD	-	0
02	8	2015	593	300EW	120	PYROL	LABOR DISTRIBUTION	8,500.08	0
02	8	2015	593	400OL	120	PYROL	90ALL PAYROLL SPREAD	-	0
02	8	2015	593	400OL	120	PYROL	LABOR DISTRIBUTION	5,940.17	0
02	8	2015	593.99	200PL	120	PYROL	90ALL PAYROLL SPREAD	12.84	0
02	8	2015	593.99	200PL	120	PYROL	LABOR DISTRIBUTION	-	0
02	8	2015	593.99	300EW	120	PYROL	90ALL PAYROLL SPREAD	11.08	0
02	8	2015	593.99	300EW	120	PYROL	LABOR DISTRIBUTION	-	0
02	8	2015	593.99	400OL	120	PYROL	90ALL PAYROLL SPREAD	6.42	0
02	8	2015	593.99	400OL	120	PYROL	LABOR DISTRIBUTION	210.48	0
02	8	2015	594	200PL	120	PYROL	90ALL PAYROLL SPREAD	-	0
02	8	2015	594	200PL	120	PYROL	LABOR DISTRIBUTION	-	0
02	8	2015	594	300EW	120	PYROL	90ALL PAYROLL SPREAD	-	0
02	8	2015	594	300EW	120	PYROL	LABOR DISTRIBUTION	39.16	0
02	8	2015	594	400OL	120	PYROL	90ALL PAYROLL SPREAD	-	0
02	8	2015	594	400OL	120	PYROL	LABOR DISTRIBUTION	-	0
02	8	2015	595	200PL	120	PYROL	90ALL PAYROLL SPREAD	-	0
02	8	2015	595	200PL	120	PYROL	LABOR DISTRIBUTION	-	0
02	8	2015	595	300EW	120	PYROL	90ALL PAYROLL SPREAD	-	0
02	8	2015	595	300EW	120	PYROL	LABOR DISTRIBUTION	-	0
02	8	2015	595	400OL	120	PYROL	90ALL PAYROLL SPREAD	-	0
02	8	2015	595	400OL	120	PYROL	LABOR DISTRIBUTION	-	0
02	8	2015	596	200PL	120	PYROL	90ALL PAYROLL SPREAD	-	0
02	8	2015	596	200PL	120	PYROL	LABOR DISTRIBUTION	-	0

02	8	2015	596	300EW	120	PYROL	90ALL PAYROLL SPREAD	-	0
02	8	2015	596	300EW	120	PYROL	LABOR DISTRIBUTION	-	0
02	8	2015	596	400OL	120	PYROL	90ALL PAYROLL SPREAD	-	0
02	8	2015	596	400OL	120	PYROL	LABOR DISTRIBUTION	-	0
02	8	2015	597	200PL	120	PYROL	90ALL PAYROLL SPREAD	-	0
02	8	2015	597	200PL	120	PYROL	LABOR DISTRIBUTION	-	0
02	8	2015	597	300EW	120	PYROL	90ALL PAYROLL SPREAD	-	0
02	8	2015	597	300EW	120	PYROL	LABOR DISTRIBUTION	-	0
02	8	2015	597	400OL	120	PYROL	90ALL PAYROLL SPREAD	-	0
02	8	2015	597	400OL	120	PYROL	LABOR DISTRIBUTION	-	0
02	8	2015	901	200PL	120	PYROL	90ALL PAYROLL SPREAD	-	0
02	8	2015	901	200PL	120	PYROL	LABOR DISTRIBUTION	-	0
02	8	2015	901	300EW	120	PYROL	90ALL PAYROLL SPREAD	-	0
02	8	2015	901	300EW	120	PYROL	LABOR DISTRIBUTION	-	0
02	8	2015	901	400OL	120	PYROL	90ALL PAYROLL SPREAD	-	0
02	8	2015	901	400OL	120	PYROL	LABOR DISTRIBUTION	-	0
02	8	2015	902	200PL	120	PYROL	90ALL PAYROLL SPREAD	-	0
02	8	2015	902	200PL	120	PYROL	LABOR DISTRIBUTION	608.24	0
02	8	2015	902	300EW	120	PYROL	90ALL PAYROLL SPREAD	-	0
02	8	2015	902	300EW	120	PYROL	LABOR DISTRIBUTION	2,819.76	0
02	8	2015	902	400OL	120	PYROL	90ALL PAYROLL SPREAD	-	0
02	8	2015	902	400OL	120	PYROL	LABOR DISTRIBUTION	1,040.02	0
02	8	2015	903	200PL	120	PYROL	90ALL PAYROLL SPREAD	3,238.72	0
02	8	2015	903	200PL	120	PYROL	LABOR DISTRIBUTION	1,291.88	0
02	8	2015	903	300EW	120	PYROL	90ALL PAYROLL SPREAD	2,797.08	0
02	8	2015	903	300EW	120	PYROL	LABOR DISTRIBUTION	1,214.95	0
02	8	2015	903	400OL	120	PYROL	90ALL PAYROLL SPREAD	1,619.36	0
02	8	2015	903	400OL	120	PYROL	LABOR DISTRIBUTION	1,157.85	0
02	8	2015	907	200PL	120	PYROL	90ALL PAYROLL SPREAD	-	0
02	8	2015	907	200PL	120	PYROL	LABOR DISTRIBUTION	-	0
02	8	2015	907	300EW	120	PYROL	90ALL PAYROLL SPREAD	-	0
02	8	2015	907	300EW	120	PYROL	LABOR DISTRIBUTION	-	0
02	8	2015	907	400OL	120	PYROL	90ALL PAYROLL SPREAD	-	0
02	8	2015	907	400OL	120	PYROL	LABOR DISTRIBUTION	-	0
02	8	2015	908	200PL	120	PYROL	90ALL PAYROLL SPREAD	1,061.19	0
02	8	2015	908	200PL	120	PYROL	LABOR DISTRIBUTION	-	0
02	8	2015	908	300EW	120	PYROL	90ALL PAYROLL SPREAD	916.47	0
02	8	2015	908	300EW	120	PYROL	LABOR DISTRIBUTION	117.48	0
02	8	2015	908	400OL	120	PYROL	90ALL PAYROLL SPREAD	530.59	0
02	8	2015	908	400OL	120	PYROL	LABOR DISTRIBUTION	-	0
02	8	2015	909	200PL	120	PYROL	90ALL PAYROLL SPREAD	(5.63)	0
02	8	2015	909	200PL	120	PYROL	LABOR DISTRIBUTION	-	0
02	8	2015	909	300EW	120	PYROL	90ALL PAYROLL SPREAD	(4.85)	0
02	8	2015	909	300EW	120	PYROL	LABOR DISTRIBUTION	-	0
02	8	2015	909	400OL	120	PYROL	90ALL PAYROLL SPREAD	(2.81)	0
02	8	2015	909	400OL	120	PYROL	LABOR DISTRIBUTION	-	0
02	8	2015	920	200PL	120	PYROL	90ALL PAYROLL SPREAD	6,377.86	0
02	8	2015	920	200PL	120	PYROL	LABOR DISTRIBUTION	-	0
02	8	2015	920	300EW	120	PYROL	90ALL PAYROLL SPREAD	5,508.15	0
02	8	2015	920	300EW	120	PYROL	LABOR DISTRIBUTION	-	0
02	8	2015	920	400OL	120	PYROL	90ALL PAYROLL SPREAD	3,188.93	0
02	8	2015	920	400OL	120	PYROL	LABOR DISTRIBUTION	300.22	0
02	8	2015	925	200PL	120	PYROL	90ALL PAYROLL SPREAD	328.83	0
02	8	2015	925	200PL	120	PYROL	LABOR DISTRIBUTION	2,103.24	0
02	8	2015	925	300EW	120	PYROL	90ALL PAYROLL SPREAD	283.99	0
02	8	2015	925	300EW	120	PYROL	LABOR DISTRIBUTION	890.88	0
02	8	2015	925	400OL	120	PYROL	90ALL PAYROLL SPREAD	164.41	0
02	8	2015	925	400OL	120	PYROL	LABOR DISTRIBUTION	1,688.00	0
02	8	2015	925.99	200PL	120	PYROL	90ALL PAYROLL SPREAD	-	0
02	8	2015	925.99	200PL	120	PYROL	LABOR DISTRIBUTION	-	0
02	8	2015	925.99	300EW	120	PYROL	90ALL PAYROLL SPREAD	-	0
02	8	2015	925.99	300EW	120	PYROL	LABOR DISTRIBUTION	-	0
02	8	2015	925.99	400OL	120	PYROL	90ALL PAYROLL SPREAD	-	0
02	8	2015	925.99	400OL	120	PYROL	LABOR DISTRIBUTION	-	0
02	8	2015	926	200PL	120	PYROL	90ALL PAYROLL SPREAD	623.76	0
02	8	2015	926	200PL	120	PYROL	LABOR DISTRIBUTION	196.48	0
02	8	2015	926	300EW	120	PYROL	90ALL PAYROLL SPREAD	538.71	0
02	8	2015	926	300EW	120	PYROL	LABOR DISTRIBUTION	740.64	0
02	8	2015	926	400OL	120	PYROL	90ALL PAYROLL SPREAD	311.88	0
02	8	2015	926	400OL	120	PYROL	LABOR DISTRIBUTION	70.18	0
02	8	2015	930.1	200PL	120	PYROL	90ALL PAYROLL SPREAD	-	0
02	8	2015	930.1	200PL	120	PYROL	LABOR DISTRIBUTION	-	0
02	8	2015	930.1	300EW	120	PYROL	90ALL PAYROLL SPREAD	-	0
02	8	2015	930.1	300EW	120	PYROL	LABOR DISTRIBUTION	-	0
02	8	2015	930.1	400OL	120	PYROL	90ALL PAYROLL SPREAD	-	0
02	8	2015	930.1	400OL	120	PYROL	LABOR DISTRIBUTION	-	0
02	8	2015	930.4	200PL	120	PYROL	90ALL PAYROLL SPREAD	1,379.68	0
02	8	2015	930.4	200PL	120	PYROL	LABOR DISTRIBUTION	-	0
02	8	2015	930.4	300EW	120	PYROL	90ALL PAYROLL SPREAD	1,191.55	0
02	8	2015	930.4	300EW	120	PYROL	LABOR DISTRIBUTION	-	0

02	8	2015	930.4	400OL	120	PYROL	90ALL PAYROLL SPREAD	689.84	0
02	8	2015	930.4	400OL	120	PYROL	LABOR DISTRIBUTION	-	0
02	8	2015	930.41	200PL	120	PYROL	90ALL PAYROLL SPREAD	-	0
02	8	2015	930.41	200PL	120	PYROL	LABOR DISTRIBUTION	-	0
02	8	2015	930.41	300EW	120	PYROL	90ALL PAYROLL SPREAD	-	0
02	8	2015	930.41	300EW	120	PYROL	LABOR DISTRIBUTION	-	0
02	8	2015	930.41	400OL	120	PYROL	90ALL PAYROLL SPREAD	-	0
02	8	2015	930.41	400OL	120	PYROL	LABOR DISTRIBUTION	-	0
02	8	2015	935	200PL	120	PYROL	90ALL PAYROLL SPREAD	-	0
02	8	2015	935	200PL	120	PYROL	LABOR DISTRIBUTION	-	0
02	8	2015	935	300EW	120	PYROL	90ALL PAYROLL SPREAD	-	0
02	8	2015	935	300EW	120	PYROL	LABOR DISTRIBUTION	89.68	0
02	8	2015	935	400OL	120	PYROL	90ALL PAYROLL SPREAD	-	0
02	8	2015	935	400OL	120	PYROL	LABOR DISTRIBUTION	-	0
02	8	2015	935.1	200PL	120	PYROL	90ALL PAYROLL SPREAD	869.39	0
02	8	2015	935.1	200PL	120	PYROL	LABOR DISTRIBUTION	-	0
02	8	2015	935.1	300EW	120	PYROL	90ALL PAYROLL SPREAD	750.84	0
02	8	2015	935.1	300EW	120	PYROL	LABOR DISTRIBUTION	-	0
02	8	2015	935.1	400OL	120	PYROL	90ALL PAYROLL SPREAD	434.69	0
02	8	2015	935.1	400OL	120	PYROL	LABOR DISTRIBUTION	-	0
02	8	2015	935.2	200PL	120	PYROL	90ALL PAYROLL SPREAD	(11.51)	0
02	8	2015	935.2	200PL	120	PYROL	LABOR DISTRIBUTION	-	0
02	8	2015	935.2	300EW	120	PYROL	90ALL PAYROLL SPREAD	(9.94)	0
02	8	2015	935.2	300EW	120	PYROL	LABOR DISTRIBUTION	(24.30)	0
02	8	2015	935.2	400OL	120	PYROL	90ALL PAYROLL SPREAD	(5.76)	0
02	8	2015	935.2	400OL	120	PYROL	LABOR DISTRIBUTION	-	0
02	8	2015	935.3	200PL	120	PYROL	90ALL PAYROLL SPREAD	-	0
02	8	2015	935.3	200PL	120	PYROL	LABOR DISTRIBUTION	1,398.13	0
02	8	2015	935.3	300EW	120	PYROL	90ALL PAYROLL SPREAD	-	0
02	8	2015	935.3	300EW	120	PYROL	LABOR DISTRIBUTION	1,002.64	0
02	8	2015	935.3	400OL	120	PYROL	90ALL PAYROLL SPREAD	-	0
02	8	2015	935.3	400OL	120	PYROL	LABOR DISTRIBUTION	70.16	0
02	9	2015	107.2	200PL	120	PYROL	LABOR DISTRIBUTION	11,077.58	0
02	9	2015	107.2	300EW	120	PYROL	LABOR DISTRIBUTION	5,282.58	0
02	9	2015	107.2	400OL	120	PYROL	LABOR DISTRIBUTION	13,330.65	0
02	9	2015	107.6	200PL	120	PYROL	LABOR DISTRIBUTION	-	0
02	9	2015	107.6	300EW	120	PYROL	LABOR DISTRIBUTION	-	0
02	9	2015	107.6	400OL	120	PYROL	LABOR DISTRIBUTION	-	0
02	9	2015	108.6	200PL	120	PYROL	LABOR DISTRIBUTION	-	0
02	9	2015	108.6	300EW	120	PYROL	LABOR DISTRIBUTION	-	0
02	9	2015	108.6	400OL	120	PYROL	LABOR DISTRIBUTION	-	0
02	9	2015	108.8	200PL	120	PYROL	LABOR DISTRIBUTION	1,777.02	0
02	9	2015	108.8	300EW	120	PYROL	LABOR DISTRIBUTION	2,608.71	0
02	9	2015	108.8	400OL	120	PYROL	LABOR DISTRIBUTION	3,758.32	0
02	9	2015	163	200PL	120	PYROL	90ALL PAYROLL SPREAD	-	0
02	9	2015	163	200PL	120	PYROL	LABOR DISTRIBUTION	3,038.59	0
02	9	2015	163	300EW	120	PYROL	90ALL PAYROLL SPREAD	-	0
02	9	2015	163	300EW	120	PYROL	LABOR DISTRIBUTION	1,058.69	0
02	9	2015	163	400OL	120	PYROL	90ALL PAYROLL SPREAD	-	0
02	9	2015	163	400OL	120	PYROL	LABOR DISTRIBUTION	1,187.08	0
02	9	2015	184.1	200PL	120	PYROL	90ALL PAYROLL SPREAD	-	0
02	9	2015	184.1	200PL	120	PYROL	LABOR DISTRIBUTION	440.26	0
02	9	2015	184.1	300EW	120	PYROL	90ALL PAYROLL SPREAD	-	0
02	9	2015	184.1	300EW	120	PYROL	LABOR DISTRIBUTION	315.72	0
02	9	2015	184.1	400OL	120	PYROL	90ALL PAYROLL SPREAD	-	0
02	9	2015	184.1	400OL	120	PYROL	LABOR DISTRIBUTION	389.38	0
02	9	2015	184.2	200PL	120	PYROL	90ALL PAYROLL SPREAD	-	0
02	9	2015	184.2	200PL	120	PYROL	LABOR DISTRIBUTION	495.24	0
02	9	2015	184.2	300EW	120	PYROL	90ALL PAYROLL SPREAD	-	0
02	9	2015	184.2	300EW	120	PYROL	LABOR DISTRIBUTION	210.48	0
02	9	2015	184.2	400OL	120	PYROL	90ALL PAYROLL SPREAD	-	0
02	9	2015	184.2	400OL	120	PYROL	LABOR DISTRIBUTION	56.13	0
02	9	2015	184.3	200PL	120	PYROL	90ALL PAYROLL SPREAD	-	0
02	9	2015	184.3	200PL	120	PYROL	LABOR DISTRIBUTION	-	0
02	9	2015	184.3	300EW	120	PYROL	90ALL PAYROLL SPREAD	-	0
02	9	2015	184.3	300EW	120	PYROL	LABOR DISTRIBUTION	-	0
02	9	2015	184.3	400OL	120	PYROL	90ALL PAYROLL SPREAD	-	0
02	9	2015	184.3	400OL	120	PYROL	LABOR DISTRIBUTION	-	0
02	9	2015	234			PYROL	90ALL PAYROLL SPREAD	(34,933.86)	0
02	9	2015	234			PYROL	LABOR DISTRIBUTION	(121,947.85)	0
02	9	2015	416.02	200PL	120	PYROL	LABOR DISTRIBUTION	-	0
02	9	2015	562	200PL	120	PYROL	90ALL PAYROLL SPREAD	-	0
02	9	2015	562	200PL	120	PYROL	LABOR DISTRIBUTION	-	0
02	9	2015	562	300EW	120	PYROL	90ALL PAYROLL SPREAD	-	0
02	9	2015	562	300EW	120	PYROL	LABOR DISTRIBUTION	-	0
02	9	2015	562	400OL	120	PYROL	90ALL PAYROLL SPREAD	-	0
02	9	2015	562	400OL	120	PYROL	LABOR DISTRIBUTION	-	0
02	9	2015	570	200PL	120	PYROL	90ALL PAYROLL SPREAD	-	0
02	9	2015	570	200PL	120	PYROL	LABOR DISTRIBUTION	-	0
02	9	2015	570	300EW	120	PYROL	90ALL PAYROLL SPREAD	-	0



02	9	2015	570 300EW	120	PYROL	LABOR DISTRIBUTION	-	0
02	9	2015	570 400OL	120	PYROL	90ALL PAYROLL SPREAD	-	0
02	9	2015	570 400OL	120	PYROL	LABOR DISTRIBUTION	66.65	0
02	9	2015	571 200PL	120	PYROL	90ALL PAYROLL SPREAD	-	0
02	9	2015	571 200PL	120	PYROL	LABOR DISTRIBUTION	-	0
02	9	2015	571 300EW	120	PYROL	90ALL PAYROLL SPREAD	-	0
02	9	2015	571 300EW	120	PYROL	LABOR DISTRIBUTION	394.04	0
02	9	2015	571 400OL	120	PYROL	90ALL PAYROLL SPREAD	-	0
02	9	2015	571 400OL	120	PYROL	LABOR DISTRIBUTION	250.21	0
02	9	2015	580 200PL	120	PYROL	90ALL PAYROLL SPREAD	566.81	0
02	9	2015	580 200PL	120	PYROL	LABOR DISTRIBUTION	2,709.16	0
02	9	2015	580 300EW	120	PYROL	90ALL PAYROLL SPREAD	489.52	0
02	9	2015	580 300EW	120	PYROL	LABOR DISTRIBUTION	78.32	0
02	9	2015	580 400OL	120	PYROL	90ALL PAYROLL SPREAD	283.40	0
02	9	2015	580 400OL	120	PYROL	LABOR DISTRIBUTION	567.82	0
02	9	2015	582 200PL	120	PYROL	90ALL PAYROLL SPREAD	-	0
02	9	2015	582 200PL	120	PYROL	LABOR DISTRIBUTION	874.57	0
02	9	2015	582 300EW	120	PYROL	90ALL PAYROLL SPREAD	-	0
02	9	2015	582 300EW	120	PYROL	LABOR DISTRIBUTION	2,477.64	0
02	9	2015	582 400OL	120	PYROL	90ALL PAYROLL SPREAD	-	0
02	9	2015	582 400OL	120	PYROL	LABOR DISTRIBUTION	392.90	0
02	9	2015	583 200PL	120	PYROL	90ALL PAYROLL SPREAD	-	0
02	9	2015	583 200PL	120	PYROL	LABOR DISTRIBUTION	4,691.99	0
02	9	2015	583 300EW	120	PYROL	90ALL PAYROLL SPREAD	-	0
02	9	2015	583 300EW	120	PYROL	LABOR DISTRIBUTION	6,248.73	0
02	9	2015	583 400OL	120	PYROL	90ALL PAYROLL SPREAD	-	0
02	9	2015	583 400OL	120	PYROL	LABOR DISTRIBUTION	1,016.03	0
02	9	2015	584 200PL	120	PYROL	90ALL PAYROLL SPREAD	-	0
02	9	2015	584 200PL	120	PYROL	LABOR DISTRIBUTION	-	0
02	9	2015	584 300EW	120	PYROL	90ALL PAYROLL SPREAD	-	0
02	9	2015	584 300EW	120	PYROL	LABOR DISTRIBUTION	-	0
02	9	2015	584 400OL	120	PYROL	90ALL PAYROLL SPREAD	-	0
02	9	2015	584 400OL	120	PYROL	LABOR DISTRIBUTION	-	0
02	9	2015	585 200PL	120	PYROL	90ALL PAYROLL SPREAD	-	0
02	9	2015	585 200PL	120	PYROL	LABOR DISTRIBUTION	-	0
02	9	2015	585 300EW	120	PYROL	90ALL PAYROLL SPREAD	-	0
02	9	2015	585 300EW	120	PYROL	LABOR DISTRIBUTION	-	0
02	9	2015	585 400OL	120	PYROL	90ALL PAYROLL SPREAD	-	0
02	9	2015	585 400OL	120	PYROL	LABOR DISTRIBUTION	-	0
02	9	2015	586 200PL	120	PYROL	90ALL PAYROLL SPREAD	-	0
02	9	2015	586 200PL	120	PYROL	LABOR DISTRIBUTION	1,111.36	0
02	9	2015	586 300EW	120	PYROL	90ALL PAYROLL SPREAD	-	0
02	9	2015	586 300EW	120	PYROL	LABOR DISTRIBUTION	-	0
02	9	2015	586 400OL	120	PYROL	90ALL PAYROLL SPREAD	-	0
02	9	2015	586 400OL	120	PYROL	LABOR DISTRIBUTION	252.58	0
02	9	2015	587 200PL	120	PYROL	90ALL PAYROLL SPREAD	-	0
02	9	2015	587 200PL	120	PYROL	LABOR DISTRIBUTION	1,750.08	0
02	9	2015	587 300EW	120	PYROL	90ALL PAYROLL SPREAD	-	0
02	9	2015	587 300EW	120	PYROL	LABOR DISTRIBUTION	1,652.34	0
02	9	2015	587 400OL	120	PYROL	90ALL PAYROLL SPREAD	-	0
02	9	2015	587 400OL	120	PYROL	LABOR DISTRIBUTION	1,786.58	0
02	9	2015	588 200PL	120	PYROL	90ALL PAYROLL SPREAD	494.36	0
02	9	2015	588 200PL	120	PYROL	LABOR DISTRIBUTION	86.98	0
02	9	2015	588 300EW	120	PYROL	90ALL PAYROLL SPREAD	426.96	0
02	9	2015	588 300EW	120	PYROL	LABOR DISTRIBUTION	78.32	0
02	9	2015	588 400OL	120	PYROL	90ALL PAYROLL SPREAD	247.19	0
02	9	2015	588 400OL	120	PYROL	LABOR DISTRIBUTION	150.00	0
02	9	2015	590 200PL	120	PYROL	90ALL PAYROLL SPREAD	-	0
02	9	2015	590 200PL	120	PYROL	LABOR DISTRIBUTION	-	0
02	9	2015	590 300EW	120	PYROL	90ALL PAYROLL SPREAD	-	0
02	9	2015	590 300EW	120	PYROL	LABOR DISTRIBUTION	-	0
02	9	2015	590 400OL	120	PYROL	90ALL PAYROLL SPREAD	-	0
02	9	2015	590 400OL	120	PYROL	LABOR DISTRIBUTION	-	0
02	9	2015	592 200PL	120	PYROL	90ALL PAYROLL SPREAD	-	0
02	9	2015	592 200PL	120	PYROL	LABOR DISTRIBUTION	-	0
02	9	2015	592 300EW	120	PYROL	90ALL PAYROLL SPREAD	-	0
02	9	2015	592 300EW	120	PYROL	LABOR DISTRIBUTION	218.64	0
02	9	2015	592 400OL	120	PYROL	90ALL PAYROLL SPREAD	-	0
02	9	2015	592 400OL	120	PYROL	LABOR DISTRIBUTION	-	0
02	9	2015	593 200PL	120	PYROL	90ALL PAYROLL SPREAD	-	0
02	9	2015	593 200PL	120	PYROL	LABOR DISTRIBUTION	10,353.94	0
02	9	2015	593 300EW	120	PYROL	90ALL PAYROLL SPREAD	-	0
02	9	2015	593 300EW	120	PYROL	LABOR DISTRIBUTION	8,192.30	0
02	9	2015	593 400OL	120	PYROL	90ALL PAYROLL SPREAD	-	0
02	9	2015	593 400OL	120	PYROL	LABOR DISTRIBUTION	9,549.91	0
02	9	2015	593.99 200PL	120	PYROL	90ALL PAYROLL SPREAD	-	0
02	9	2015	593.99 200PL	120	PYROL	LABOR DISTRIBUTION	-	0
02	9	2015	593.99 300EW	120	PYROL	90ALL PAYROLL SPREAD	-	0
02	9	2015	593.99 300EW	120	PYROL	LABOR DISTRIBUTION	-	0
02	9	2015	593.99 400OL	120	PYROL	90ALL PAYROLL SPREAD	-	0

02	9	2015	593.99	400OL	120	PYROL	LABOR DISTRIBUTION	-	0
02	9	2015	594	200PL	120	PYROL	90ALL PAYROLL SPREAD	-	0
02	9	2015	594	200PL	120	PYROL	LABOR DISTRIBUTION	-	0
02	9	2015	594	300EW	120	PYROL	90ALL PAYROLL SPREAD	-	0
02	9	2015	594	300EW	120	PYROL	LABOR DISTRIBUTION	148.48	0
02	9	2015	594	400OL	120	PYROL	90ALL PAYROLL SPREAD	-	0
02	9	2015	594	400OL	120	PYROL	LABOR DISTRIBUTION	-	0
02	9	2015	595	200PL	120	PYROL	90ALL PAYROLL SPREAD	-	0
02	9	2015	595	200PL	120	PYROL	LABOR DISTRIBUTION	-	0
02	9	2015	595	300EW	120	PYROL	90ALL PAYROLL SPREAD	-	0
02	9	2015	595	300EW	120	PYROL	LABOR DISTRIBUTION	-	0
02	9	2015	595	400OL	120	PYROL	90ALL PAYROLL SPREAD	-	0
02	9	2015	595	400OL	120	PYROL	LABOR DISTRIBUTION	-	0
02	9	2015	596	200PL	120	PYROL	90ALL PAYROLL SPREAD	-	0
02	9	2015	596	200PL	120	PYROL	LABOR DISTRIBUTION	98.29	0
02	9	2015	596	300EW	120	PYROL	90ALL PAYROLL SPREAD	-	0
02	9	2015	596	300EW	120	PYROL	LABOR DISTRIBUTION	-	0
02	9	2015	596	400OL	120	PYROL	90ALL PAYROLL SPREAD	-	0
02	9	2015	596	400OL	120	PYROL	LABOR DISTRIBUTION	-	0
02	9	2015	597	200PL	120	PYROL	90ALL PAYROLL SPREAD	-	0
02	9	2015	597	200PL	120	PYROL	LABOR DISTRIBUTION	-	0
02	9	2015	597	300EW	120	PYROL	90ALL PAYROLL SPREAD	-	0
02	9	2015	597	300EW	120	PYROL	LABOR DISTRIBUTION	-	0
02	9	2015	597	400OL	120	PYROL	90ALL PAYROLL SPREAD	-	0
02	9	2015	597	400OL	120	PYROL	LABOR DISTRIBUTION	70.16	0
02	9	2015	901	200PL	120	PYROL	90ALL PAYROLL SPREAD	-	0
02	9	2015	901	200PL	120	PYROL	LABOR DISTRIBUTION	-	0
02	9	2015	901	300EW	120	PYROL	90ALL PAYROLL SPREAD	-	0
02	9	2015	901	300EW	120	PYROL	LABOR DISTRIBUTION	-	0
02	9	2015	901	400OL	120	PYROL	90ALL PAYROLL SPREAD	-	0
02	9	2015	901	400OL	120	PYROL	LABOR DISTRIBUTION	-	0
02	9	2015	902	200PL	120	PYROL	90ALL PAYROLL SPREAD	-	0
02	9	2015	902	200PL	120	PYROL	LABOR DISTRIBUTION	538.08	0
02	9	2015	902	300EW	120	PYROL	90ALL PAYROLL SPREAD	-	0
02	9	2015	902	300EW	120	PYROL	LABOR DISTRIBUTION	2,979.46	0
02	9	2015	902	400OL	120	PYROL	90ALL PAYROLL SPREAD	-	0
02	9	2015	902	400OL	120	PYROL	LABOR DISTRIBUTION	1,783.90	0
02	9	2015	903	200PL	120	PYROL	90ALL PAYROLL SPREAD	3,079.05	0
02	9	2015	903	200PL	120	PYROL	LABOR DISTRIBUTION	1,155.35	0
02	9	2015	903	300EW	120	PYROL	90ALL PAYROLL SPREAD	2,659.18	0
02	9	2015	903	300EW	120	PYROL	LABOR DISTRIBUTION	1,128.06	0
02	9	2015	903	400OL	120	PYROL	90ALL PAYROLL SPREAD	1,539.52	0
02	9	2015	903	400OL	120	PYROL	LABOR DISTRIBUTION	974.34	0
02	9	2015	907	200PL	120	PYROL	90ALL PAYROLL SPREAD	-	0
02	9	2015	907	200PL	120	PYROL	LABOR DISTRIBUTION	-	0
02	9	2015	907	300EW	120	PYROL	90ALL PAYROLL SPREAD	-	0
02	9	2015	907	300EW	120	PYROL	LABOR DISTRIBUTION	-	0
02	9	2015	907	400OL	120	PYROL	90ALL PAYROLL SPREAD	-	0
02	9	2015	907	400OL	120	PYROL	LABOR DISTRIBUTION	-	0
02	9	2015	908	200PL	120	PYROL	90ALL PAYROLL SPREAD	966.20	0
02	9	2015	908	200PL	120	PYROL	LABOR DISTRIBUTION	-	0
02	9	2015	908	300EW	120	PYROL	90ALL PAYROLL SPREAD	834.45	0
02	9	2015	908	300EW	120	PYROL	LABOR DISTRIBUTION	-	0
02	9	2015	908	400OL	120	PYROL	90ALL PAYROLL SPREAD	483.10	0
02	9	2015	908	400OL	120	PYROL	LABOR DISTRIBUTION	-	0
02	9	2015	909	200PL	120	PYROL	90ALL PAYROLL SPREAD	229.31	0
02	9	2015	909	200PL	120	PYROL	LABOR DISTRIBUTION	-	0
02	9	2015	909	300EW	120	PYROL	90ALL PAYROLL SPREAD	198.04	0
02	9	2015	909	300EW	120	PYROL	LABOR DISTRIBUTION	-	0
02	9	2015	909	400OL	120	PYROL	90ALL PAYROLL SPREAD	114.66	0
02	9	2015	909	400OL	120	PYROL	LABOR DISTRIBUTION	-	0
02	9	2015	920	200PL	120	PYROL	90ALL PAYROLL SPREAD	5,978.53	0
02	9	2015	920	200PL	120	PYROL	LABOR DISTRIBUTION	-	0
02	9	2015	920	300EW	120	PYROL	90ALL PAYROLL SPREAD	5,163.28	0
02	9	2015	920	300EW	120	PYROL	LABOR DISTRIBUTION	-	0
02	9	2015	920	400OL	120	PYROL	90ALL PAYROLL SPREAD	2,989.27	0
02	9	2015	920	400OL	120	PYROL	LABOR DISTRIBUTION	-	0
02	9	2015	925	200PL	120	PYROL	90ALL PAYROLL SPREAD	422.06	0
02	9	2015	925	200PL	120	PYROL	LABOR DISTRIBUTION	-	0
02	9	2015	925	300EW	120	PYROL	90ALL PAYROLL SPREAD	364.50	0
02	9	2015	925	300EW	120	PYROL	LABOR DISTRIBUTION	-	0
02	9	2015	925	400OL	120	PYROL	90ALL PAYROLL SPREAD	211.03	0
02	9	2015	925	400OL	120	PYROL	LABOR DISTRIBUTION	990.40	0
02	9	2015	925.99	200PL	120	PYROL	90ALL PAYROLL SPREAD	-	0
02	9	2015	925.99	200PL	120	PYROL	LABOR DISTRIBUTION	-	0
02	9	2015	925.99	300EW	120	PYROL	90ALL PAYROLL SPREAD	-	0
02	9	2015	925.99	300EW	120	PYROL	LABOR DISTRIBUTION	-	0
02	9	2015	925.99	400OL	120	PYROL	90ALL PAYROLL SPREAD	-	0
02	9	2015	925.99	400OL	120	PYROL	LABOR DISTRIBUTION	-	0
02	9	2015	926	200PL	120	PYROL	90ALL PAYROLL SPREAD	597.82	0

02	9	2015	926	200PL	120	PYROL	LABOR DISTRIBUTION	3,554.93	0
02	9	2015	926	300EW	120	PYROL	90ALL PAYROLL SPREAD	516.30	0
02	9	2015	926	300EW	120	PYROL	LABOR DISTRIBUTION	1,812.10	0
02	9	2015	926	400OL	120	PYROL	90ALL PAYROLL SPREAD	298.91	0
02	9	2015	926	400OL	120	PYROL	LABOR DISTRIBUTION	1,576.16	0
02	9	2015	930.1	200PL	120	PYROL	90ALL PAYROLL SPREAD	-	0
02	9	2015	930.1	200PL	120	PYROL	LABOR DISTRIBUTION	-	0
02	9	2015	930.1	300EW	120	PYROL	90ALL PAYROLL SPREAD	-	0
02	9	2015	930.1	300EW	120	PYROL	LABOR DISTRIBUTION	-	0
02	9	2015	930.1	400OL	120	PYROL	90ALL PAYROLL SPREAD	-	0
02	9	2015	930.1	400OL	120	PYROL	LABOR DISTRIBUTION	-	0
02	9	2015	930.4	200PL	120	PYROL	90ALL PAYROLL SPREAD	1,574.17	0
02	9	2015	930.4	200PL	120	PYROL	LABOR DISTRIBUTION	-	0
02	9	2015	930.4	300EW	120	PYROL	90ALL PAYROLL SPREAD	1,359.51	0
02	9	2015	930.4	300EW	120	PYROL	LABOR DISTRIBUTION	-	0
02	9	2015	930.4	400OL	120	PYROL	90ALL PAYROLL SPREAD	787.09	0
02	9	2015	930.4	400OL	120	PYROL	LABOR DISTRIBUTION	-	0
02	9	2015	930.41	200PL	120	PYROL	90ALL PAYROLL SPREAD	-	0
02	9	2015	930.41	200PL	120	PYROL	LABOR DISTRIBUTION	-	0
02	9	2015	930.41	300EW	120	PYROL	90ALL PAYROLL SPREAD	-	0
02	9	2015	930.41	300EW	120	PYROL	LABOR DISTRIBUTION	-	0
02	9	2015	930.41	400OL	120	PYROL	90ALL PAYROLL SPREAD	-	0
02	9	2015	930.41	400OL	120	PYROL	LABOR DISTRIBUTION	-	0
02	9	2015	935	200PL	120	PYROL	90ALL PAYROLL SPREAD	-	0
02	9	2015	935	200PL	120	PYROL	LABOR DISTRIBUTION	-	0
02	9	2015	935	300EW	120	PYROL	90ALL PAYROLL SPREAD	-	0
02	9	2015	935	300EW	120	PYROL	LABOR DISTRIBUTION	-	0
02	9	2015	935	400OL	120	PYROL	90ALL PAYROLL SPREAD	-	0
02	9	2015	935	400OL	120	PYROL	LABOR DISTRIBUTION	-	0
02	9	2015	935.1	200PL	120	PYROL	90ALL PAYROLL SPREAD	871.39	0
02	9	2015	935.1	200PL	120	PYROL	LABOR DISTRIBUTION	-	0
02	9	2015	935.1	300EW	120	PYROL	90ALL PAYROLL SPREAD	752.56	0
02	9	2015	935.1	300EW	120	PYROL	LABOR DISTRIBUTION	-	0
02	9	2015	935.1	400OL	120	PYROL	90ALL PAYROLL SPREAD	435.69	0
02	9	2015	935.1	400OL	120	PYROL	LABOR DISTRIBUTION	-	0
02	9	2015	935.2	200PL	120	PYROL	90ALL PAYROLL SPREAD	-	0
02	9	2015	935.2	200PL	120	PYROL	LABOR DISTRIBUTION	-	0
02	9	2015	935.2	300EW	120	PYROL	90ALL PAYROLL SPREAD	-	0
02	9	2015	935.2	300EW	120	PYROL	LABOR DISTRIBUTION	-	0
02	9	2015	935.2	400OL	120	PYROL	90ALL PAYROLL SPREAD	-	0
02	9	2015	935.2	400OL	120	PYROL	LABOR DISTRIBUTION	-	0
02	9	2015	935.3	200PL	120	PYROL	90ALL PAYROLL SPREAD	-	0
02	9	2015	935.3	200PL	120	PYROL	LABOR DISTRIBUTION	2,653.91	0
02	9	2015	935.3	300EW	120	PYROL	90ALL PAYROLL SPREAD	-	0
02	9	2015	935.3	300EW	120	PYROL	LABOR DISTRIBUTION	1,476.33	0
02	9	2015	935.3	400OL	120	PYROL	90ALL PAYROLL SPREAD	-	0
02	9	2015	935.3	400OL	120	PYROL	LABOR DISTRIBUTION	1,030.38	0
02	10	2015	107.2	200PL	120	PYROL	LABOR DISTRIBUTION	13,441.56	0
02	10	2015	107.2	300EW	120	PYROL	LABOR DISTRIBUTION	6,534.59	0
02	10	2015	107.2	400OL	120	PYROL	LABOR DISTRIBUTION	3,301.02	0
02	10	2015	107.6	200PL	120	PYROL	LABOR DISTRIBUTION	-	0
02	10	2015	107.6	300EW	120	PYROL	LABOR DISTRIBUTION	-	0
02	10	2015	107.6	400OL	120	PYROL	LABOR DISTRIBUTION	-	0
02	10	2015	108.6	200PL	120	PYROL	LABOR DISTRIBUTION	-	0
02	10	2015	108.6	300EW	120	PYROL	LABOR DISTRIBUTION	-	0
02	10	2015	108.6	400OL	120	PYROL	LABOR DISTRIBUTION	-	0
02	10	2015	108.8	200PL	120	PYROL	LABOR DISTRIBUTION	4,829.03	0
02	10	2015	108.8	300EW	120	PYROL	LABOR DISTRIBUTION	1,221.28	0
02	10	2015	108.8	400OL	120	PYROL	LABOR DISTRIBUTION	449.04	0
02	10	2015	163	200PL	120	PYROL	90ALL PAYROLL SPREAD	53.45	0
02	10	2015	163	200PL	120	PYROL	LABOR DISTRIBUTION	1,422.48	0
02	10	2015	163	300EW	120	PYROL	90ALL PAYROLL SPREAD	46.16	0
02	10	2015	163	300EW	120	PYROL	LABOR DISTRIBUTION	2,028.22	0
02	10	2015	163	400OL	120	PYROL	90ALL PAYROLL SPREAD	26.72	0
02	10	2015	163	400OL	120	PYROL	LABOR DISTRIBUTION	1,149.36	0
02	10	2015	184.1	200PL	120	PYROL	90ALL PAYROLL SPREAD	-	0
02	10	2015	184.1	200PL	120	PYROL	LABOR DISTRIBUTION	416.81	0
02	10	2015	184.1	300EW	120	PYROL	90ALL PAYROLL SPREAD	-	0
02	10	2015	184.1	300EW	120	PYROL	LABOR DISTRIBUTION	414.44	0
02	10	2015	184.1	400OL	120	PYROL	90ALL PAYROLL SPREAD	-	0
02	10	2015	184.1	400OL	120	PYROL	LABOR DISTRIBUTION	1,024.34	0
02	10	2015	184.2	200PL	120	PYROL	90ALL PAYROLL SPREAD	-	0
02	10	2015	184.2	200PL	120	PYROL	LABOR DISTRIBUTION	646.99	0
02	10	2015	184.2	300EW	120	PYROL	90ALL PAYROLL SPREAD	-	0
02	10	2015	184.2	300EW	120	PYROL	LABOR DISTRIBUTION	-	0
02	10	2015	184.2	400OL	120	PYROL	90ALL PAYROLL SPREAD	-	0
02	10	2015	184.2	400OL	120	PYROL	LABOR DISTRIBUTION	561.28	0
02	10	2015	184.3	200PL	120	PYROL	90ALL PAYROLL SPREAD	-	0
02	10	2015	184.3	200PL	120	PYROL	LABOR DISTRIBUTION	-	0
02	10	2015	184.3	300EW	120	PYROL	90ALL PAYROLL SPREAD	-	0

02	10	2015	184.3	300EW	120	PYROL	LABOR DISTRIBUTION	-	0
02	10	2015	184.3	400OL	120	PYROL	90ALL PAYROLL SPREAD	-	0
02	10	2015	184.3	400OL	120	PYROL	LABOR DISTRIBUTION	-	0
02	10	2015	234			PYROL	90ALL PAYROLL SPREAD	(36,382.61)	0
02	10	2015	234			PYROL	LABOR DISTRIBUTION	(120,363.15)	0
02	10	2015	416.02	200PL	120	PYROL	LABOR DISTRIBUTION	-	0
02	10	2015	562	200PL	120	PYROL	90ALL PAYROLL SPREAD	-	0
02	10	2015	562	200PL	120	PYROL	LABOR DISTRIBUTION	-	0
02	10	2015	562	300EW	120	PYROL	90ALL PAYROLL SPREAD	-	0
02	10	2015	562	300EW	120	PYROL	LABOR DISTRIBUTION	234.96	0
02	10	2015	562	400OL	120	PYROL	90ALL PAYROLL SPREAD	-	0
02	10	2015	562	400OL	120	PYROL	LABOR DISTRIBUTION	-	0
02	10	2015	570	200PL	120	PYROL	90ALL PAYROLL SPREAD	-	0
02	10	2015	570	200PL	120	PYROL	LABOR DISTRIBUTION	176.65	0
02	10	2015	570	300EW	120	PYROL	90ALL PAYROLL SPREAD	-	0
02	10	2015	570	300EW	120	PYROL	LABOR DISTRIBUTION	-	0
02	10	2015	570	400OL	120	PYROL	90ALL PAYROLL SPREAD	-	0
02	10	2015	570	400OL	120	PYROL	LABOR DISTRIBUTION	523.87	0
02	10	2015	571	200PL	120	PYROL	90ALL PAYROLL SPREAD	-	0
02	10	2015	571	200PL	120	PYROL	LABOR DISTRIBUTION	-	0
02	10	2015	571	300EW	120	PYROL	90ALL PAYROLL SPREAD	-	0
02	10	2015	571	300EW	120	PYROL	LABOR DISTRIBUTION	-	0
02	10	2015	571	400OL	120	PYROL	90ALL PAYROLL SPREAD	-	0
02	10	2015	571	400OL	120	PYROL	LABOR DISTRIBUTION	1,168.11	0
02	10	2015	580	200PL	120	PYROL	90ALL PAYROLL SPREAD	815.06	0
02	10	2015	580	200PL	120	PYROL	LABOR DISTRIBUTION	2,715.04	0
02	10	2015	580	300EW	120	PYROL	90ALL PAYROLL SPREAD	703.91	0
02	10	2015	580	300EW	120	PYROL	LABOR DISTRIBUTION	-	0
02	10	2015	580	400OL	120	PYROL	90ALL PAYROLL SPREAD	407.53	0
02	10	2015	580	400OL	120	PYROL	LABOR DISTRIBUTION	391.60	0
02	10	2015	582	200PL	120	PYROL	90ALL PAYROLL SPREAD	-	0
02	10	2015	582	200PL	120	PYROL	LABOR DISTRIBUTION	656.64	0
02	10	2015	582	300EW	120	PYROL	90ALL PAYROLL SPREAD	-	0
02	10	2015	582	300EW	120	PYROL	LABOR DISTRIBUTION	1,349.36	0
02	10	2015	582	400OL	120	PYROL	90ALL PAYROLL SPREAD	-	0
02	10	2015	582	400OL	120	PYROL	LABOR DISTRIBUTION	378.59	0
02	10	2015	583	200PL	120	PYROL	90ALL PAYROLL SPREAD	-	0
02	10	2015	583	200PL	120	PYROL	LABOR DISTRIBUTION	3,363.32	0
02	10	2015	583	300EW	120	PYROL	90ALL PAYROLL SPREAD	-	0
02	10	2015	583	300EW	120	PYROL	LABOR DISTRIBUTION	5,896.44	0
02	10	2015	583	400OL	120	PYROL	90ALL PAYROLL SPREAD	-	0
02	10	2015	583	400OL	120	PYROL	LABOR DISTRIBUTION	7,542.05	0
02	10	2015	584	200PL	120	PYROL	90ALL PAYROLL SPREAD	-	0
02	10	2015	584	200PL	120	PYROL	LABOR DISTRIBUTION	-	0
02	10	2015	584	300EW	120	PYROL	90ALL PAYROLL SPREAD	-	0
02	10	2015	584	300EW	120	PYROL	LABOR DISTRIBUTION	-	0
02	10	2015	584	400OL	120	PYROL	90ALL PAYROLL SPREAD	-	0
02	10	2015	584	400OL	120	PYROL	LABOR DISTRIBUTION	-	0
02	10	2015	585	200PL	120	PYROL	90ALL PAYROLL SPREAD	-	0
02	10	2015	585	200PL	120	PYROL	LABOR DISTRIBUTION	-	0
02	10	2015	585	300EW	120	PYROL	90ALL PAYROLL SPREAD	-	0
02	10	2015	585	300EW	120	PYROL	LABOR DISTRIBUTION	-	0
02	10	2015	585	400OL	120	PYROL	90ALL PAYROLL SPREAD	-	0
02	10	2015	585	400OL	120	PYROL	LABOR DISTRIBUTION	-	0
02	10	2015	586	200PL	120	PYROL	90ALL PAYROLL SPREAD	-	0
02	10	2015	586	200PL	120	PYROL	LABOR DISTRIBUTION	1,297.95	0
02	10	2015	586	300EW	120	PYROL	90ALL PAYROLL SPREAD	-	0
02	10	2015	586	300EW	120	PYROL	LABOR DISTRIBUTION	70.16	0
02	10	2015	586	400OL	120	PYROL	90ALL PAYROLL SPREAD	-	0
02	10	2015	586	400OL	120	PYROL	LABOR DISTRIBUTION	627.23	0
02	10	2015	587	200PL	120	PYROL	90ALL PAYROLL SPREAD	-	0
02	10	2015	587	200PL	120	PYROL	LABOR DISTRIBUTION	1,880.68	0
02	10	2015	587	300EW	120	PYROL	90ALL PAYROLL SPREAD	-	0
02	10	2015	587	300EW	120	PYROL	LABOR DISTRIBUTION	1,933.34	0
02	10	2015	587	400OL	120	PYROL	90ALL PAYROLL SPREAD	-	0
02	10	2015	587	400OL	120	PYROL	LABOR DISTRIBUTION	2,075.10	0
02	10	2015	588	200PL	120	PYROL	90ALL PAYROLL SPREAD	514.45	0
02	10	2015	588	200PL	120	PYROL	LABOR DISTRIBUTION	402.21	0
02	10	2015	588	300EW	120	PYROL	90ALL PAYROLL SPREAD	444.29	0
02	10	2015	588	300EW	120	PYROL	LABOR DISTRIBUTION	218.64	0
02	10	2015	588	400OL	120	PYROL	90ALL PAYROLL SPREAD	257.22	0
02	10	2015	588	400OL	120	PYROL	LABOR DISTRIBUTION	-	0
02	10	2015	590	200PL	120	PYROL	90ALL PAYROLL SPREAD	-	0
02	10	2015	590	200PL	120	PYROL	LABOR DISTRIBUTION	-	0
02	10	2015	590	300EW	120	PYROL	90ALL PAYROLL SPREAD	-	0
02	10	2015	590	300EW	120	PYROL	LABOR DISTRIBUTION	-	0
02	10	2015	590	400OL	120	PYROL	90ALL PAYROLL SPREAD	-	0
02	10	2015	590	400OL	120	PYROL	LABOR DISTRIBUTION	-	0
02	10	2015	592	200PL	120	PYROL	90ALL PAYROLL SPREAD	-	0
02	10	2015	592	200PL	120	PYROL	LABOR DISTRIBUTION	-	0

02	10	2015	592 300EW	120	PYROL	90ALL PAYROLL SPREAD	-	0
02	10	2015	592 300EW	120	PYROL	LABOR DISTRIBUTION	-	0
02	10	2015	592 400OL	120	PYROL	90ALL PAYROLL SPREAD	-	0
02	10	2015	592 400OL	120	PYROL	LABOR DISTRIBUTION	-	0
02	10	2015	593 200PL	120	PYROL	90ALL PAYROLL SPREAD	-	0
02	10	2015	593 200PL	120	PYROL	LABOR DISTRIBUTION	5,797.86	0
02	10	2015	593 300EW	120	PYROL	90ALL PAYROLL SPREAD	-	0
02	10	2015	593 300EW	120	PYROL	LABOR DISTRIBUTION	8,543.40	0
02	10	2015	593 400OL	120	PYROL	90ALL PAYROLL SPREAD	-	0
02	10	2015	593 400OL	120	PYROL	LABOR DISTRIBUTION	11,777.11	0
02	10	2015	593.99 200PL	120	PYROL	90ALL PAYROLL SPREAD	-	0
02	10	2015	593.99 200PL	120	PYROL	LABOR DISTRIBUTION	-	0
02	10	2015	593.99 300EW	120	PYROL	90ALL PAYROLL SPREAD	-	0
02	10	2015	593.99 300EW	120	PYROL	LABOR DISTRIBUTION	140.32	0
02	10	2015	593.99 400OL	120	PYROL	90ALL PAYROLL SPREAD	-	0
02	10	2015	593.99 400OL	120	PYROL	LABOR DISTRIBUTION	508.66	0
02	10	2015	594 200PL	120	PYROL	90ALL PAYROLL SPREAD	-	0
02	10	2015	594 200PL	120	PYROL	LABOR DISTRIBUTION	-	0
02	10	2015	594 300EW	120	PYROL	90ALL PAYROLL SPREAD	-	0
02	10	2015	594 300EW	120	PYROL	LABOR DISTRIBUTION	-	0
02	10	2015	594 400OL	120	PYROL	90ALL PAYROLL SPREAD	-	0
02	10	2015	594 400OL	120	PYROL	LABOR DISTRIBUTION	-	0
02	10	2015	595 200PL	120	PYROL	90ALL PAYROLL SPREAD	-	0
02	10	2015	595 200PL	120	PYROL	LABOR DISTRIBUTION	88.32	0
02	10	2015	595 300EW	120	PYROL	90ALL PAYROLL SPREAD	-	0
02	10	2015	595 300EW	120	PYROL	LABOR DISTRIBUTION	-	0
02	10	2015	595 400OL	120	PYROL	90ALL PAYROLL SPREAD	-	0
02	10	2015	595 400OL	120	PYROL	LABOR DISTRIBUTION	-	0
02	10	2015	596 200PL	120	PYROL	90ALL PAYROLL SPREAD	-	0
02	10	2015	596 200PL	120	PYROL	LABOR DISTRIBUTION	-	0
02	10	2015	596 300EW	120	PYROL	90ALL PAYROLL SPREAD	-	0
02	10	2015	596 300EW	120	PYROL	LABOR DISTRIBUTION	-	0
02	10	2015	596 400OL	120	PYROL	90ALL PAYROLL SPREAD	-	0
02	10	2015	596 400OL	120	PYROL	LABOR DISTRIBUTION	-	0
02	10	2015	597 200PL	120	PYROL	90ALL PAYROLL SPREAD	-	0
02	10	2015	597 200PL	120	PYROL	LABOR DISTRIBUTION	-	0
02	10	2015	597 300EW	120	PYROL	90ALL PAYROLL SPREAD	-	0
02	10	2015	597 300EW	120	PYROL	LABOR DISTRIBUTION	-	0
02	10	2015	597 400OL	120	PYROL	90ALL PAYROLL SPREAD	-	0
02	10	2015	597 400OL	120	PYROL	LABOR DISTRIBUTION	-	0
02	10	2015	901 200PL	120	PYROL	90ALL PAYROLL SPREAD	-	0
02	10	2015	901 200PL	120	PYROL	LABOR DISTRIBUTION	-	0
02	10	2015	901 300EW	120	PYROL	90ALL PAYROLL SPREAD	-	0
02	10	2015	901 300EW	120	PYROL	LABOR DISTRIBUTION	-	0
02	10	2015	901 400OL	120	PYROL	90ALL PAYROLL SPREAD	-	0
02	10	2015	901 400OL	120	PYROL	LABOR DISTRIBUTION	-	0
02	10	2015	902 200PL	120	PYROL	90ALL PAYROLL SPREAD	-	0
02	10	2015	902 200PL	120	PYROL	LABOR DISTRIBUTION	573.16	0
02	10	2015	902 300EW	120	PYROL	90ALL PAYROLL SPREAD	-	0
02	10	2015	902 300EW	120	PYROL	LABOR DISTRIBUTION	3,182.16	0
02	10	2015	902 400OL	120	PYROL	90ALL PAYROLL SPREAD	-	0
02	10	2015	902 400OL	120	PYROL	LABOR DISTRIBUTION	1,076.16	0
02	10	2015	903 200PL	120	PYROL	90ALL PAYROLL SPREAD	3,257.53	0
02	10	2015	903 200PL	120	PYROL	LABOR DISTRIBUTION	1,766.13	0
02	10	2015	903 300EW	120	PYROL	90ALL PAYROLL SPREAD	2,813.32	0
02	10	2015	903 300EW	120	PYROL	LABOR DISTRIBUTION	1,783.45	0
02	10	2015	903 400OL	120	PYROL	90ALL PAYROLL SPREAD	1,628.77	0
02	10	2015	903 400OL	120	PYROL	LABOR DISTRIBUTION	1,414.86	0
02	10	2015	907 200PL	120	PYROL	90ALL PAYROLL SPREAD	-	0
02	10	2015	907 200PL	120	PYROL	LABOR DISTRIBUTION	-	0
02	10	2015	907 300EW	120	PYROL	90ALL PAYROLL SPREAD	-	0
02	10	2015	907 300EW	120	PYROL	LABOR DISTRIBUTION	-	0
02	10	2015	907 400OL	120	PYROL	90ALL PAYROLL SPREAD	-	0
02	10	2015	907 400OL	120	PYROL	LABOR DISTRIBUTION	-	0
02	10	2015	908 200PL	120	PYROL	90ALL PAYROLL SPREAD	894.22	0
02	10	2015	908 200PL	120	PYROL	LABOR DISTRIBUTION	-	0
02	10	2015	908 300EW	120	PYROL	90ALL PAYROLL SPREAD	772.27	0
02	10	2015	908 300EW	120	PYROL	LABOR DISTRIBUTION	-	0
02	10	2015	908 400OL	120	PYROL	90ALL PAYROLL SPREAD	447.10	0
02	10	2015	908 400OL	120	PYROL	LABOR DISTRIBUTION	-	0
02	10	2015	909 200PL	120	PYROL	90ALL PAYROLL SPREAD	(1.76)	0
02	10	2015	909 200PL	120	PYROL	LABOR DISTRIBUTION	-	0
02	10	2015	909 300EW	120	PYROL	90ALL PAYROLL SPREAD	(1.52)	0
02	10	2015	909 300EW	120	PYROL	LABOR DISTRIBUTION	-	0
02	10	2015	909 400OL	120	PYROL	90ALL PAYROLL SPREAD	(0.88)	0
02	10	2015	909 400OL	120	PYROL	LABOR DISTRIBUTION	-	0
02	10	2015	920 200PL	120	PYROL	90ALL PAYROLL SPREAD	6,689.80	0
02	10	2015	920 200PL	120	PYROL	LABOR DISTRIBUTION	43.49	0
02	10	2015	920 300EW	120	PYROL	90ALL PAYROLL SPREAD	5,777.56	0
02	10	2015	920 300EW	120	PYROL	LABOR DISTRIBUTION	-	0

02	10	2015	920	400OL	120	PYROL	90ALL PAYROLL SPREAD	3,344.90	0
02	10	2015	920	400OL	120	PYROL	LABOR DISTRIBUTION	-	0
02	10	2015	925	200PL	120	PYROL	90ALL PAYROLL SPREAD	786.01	0
02	10	2015	925	200PL	120	PYROL	LABOR DISTRIBUTION	1,590.85	0
02	10	2015	925	300EW	120	PYROL	90ALL PAYROLL SPREAD	678.83	0
02	10	2015	925	300EW	120	PYROL	LABOR DISTRIBUTION	2,153.53	0
02	10	2015	925	400OL	120	PYROL	90ALL PAYROLL SPREAD	393.01	0
02	10	2015	925	400OL	120	PYROL	LABOR DISTRIBUTION	2,516.13	0
02	10	2015	925.99	200PL	120	PYROL	90ALL PAYROLL SPREAD	-	0
02	10	2015	925.99	200PL	120	PYROL	LABOR DISTRIBUTION	-	0
02	10	2015	925.99	300EW	120	PYROL	90ALL PAYROLL SPREAD	-	0
02	10	2015	925.99	300EW	120	PYROL	LABOR DISTRIBUTION	-	0
02	10	2015	925.99	400OL	120	PYROL	90ALL PAYROLL SPREAD	-	0
02	10	2015	925.99	400OL	120	PYROL	LABOR DISTRIBUTION	-	0
02	10	2015	926	200PL	120	PYROL	90ALL PAYROLL SPREAD	148.73	0
02	10	2015	926	200PL	120	PYROL	LABOR DISTRIBUTION	658.51	0
02	10	2015	926	300EW	120	PYROL	90ALL PAYROLL SPREAD	128.44	0
02	10	2015	926	300EW	120	PYROL	LABOR DISTRIBUTION	-	0
02	10	2015	926	400OL	120	PYROL	90ALL PAYROLL SPREAD	74.36	0
02	10	2015	926	400OL	120	PYROL	LABOR DISTRIBUTION	505.12	0
02	10	2015	930.1	200PL	120	PYROL	90ALL PAYROLL SPREAD	-	0
02	10	2015	930.1	200PL	120	PYROL	LABOR DISTRIBUTION	-	0
02	10	2015	930.1	300EW	120	PYROL	90ALL PAYROLL SPREAD	-	0
02	10	2015	930.1	300EW	120	PYROL	LABOR DISTRIBUTION	-	0
02	10	2015	930.1	400OL	120	PYROL	90ALL PAYROLL SPREAD	-	0
02	10	2015	930.1	400OL	120	PYROL	LABOR DISTRIBUTION	-	0
02	10	2015	930.4	200PL	120	PYROL	90ALL PAYROLL SPREAD	1,235.73	0
02	10	2015	930.4	200PL	120	PYROL	LABOR DISTRIBUTION	648.22	0
02	10	2015	930.4	300EW	120	PYROL	90ALL PAYROLL SPREAD	1,067.22	0
02	10	2015	930.4	300EW	120	PYROL	LABOR DISTRIBUTION	643.20	0
02	10	2015	930.4	400OL	120	PYROL	90ALL PAYROLL SPREAD	617.87	0
02	10	2015	930.4	400OL	120	PYROL	LABOR DISTRIBUTION	627.14	0
02	10	2015	930.41	200PL	120	PYROL	90ALL PAYROLL SPREAD	-	0
02	10	2015	930.41	200PL	120	PYROL	LABOR DISTRIBUTION	-	0
02	10	2015	930.41	300EW	120	PYROL	90ALL PAYROLL SPREAD	-	0
02	10	2015	930.41	300EW	120	PYROL	LABOR DISTRIBUTION	-	0
02	10	2015	930.41	400OL	120	PYROL	90ALL PAYROLL SPREAD	-	0
02	10	2015	930.41	400OL	120	PYROL	LABOR DISTRIBUTION	-	0
02	10	2015	935	200PL	120	PYROL	90ALL PAYROLL SPREAD	-	0
02	10	2015	935	200PL	120	PYROL	LABOR DISTRIBUTION	-	0
02	10	2015	935	300EW	120	PYROL	90ALL PAYROLL SPREAD	-	0
02	10	2015	935	300EW	120	PYROL	LABOR DISTRIBUTION	89.68	0
02	10	2015	935	400OL	120	PYROL	90ALL PAYROLL SPREAD	-	0
02	10	2015	935	400OL	120	PYROL	LABOR DISTRIBUTION	-	0
02	10	2015	935.1	200PL	120	PYROL	90ALL PAYROLL SPREAD	931.81	0
02	10	2015	935.1	200PL	120	PYROL	LABOR DISTRIBUTION	-	0
02	10	2015	935.1	300EW	120	PYROL	90ALL PAYROLL SPREAD	804.75	0
02	10	2015	935.1	300EW	120	PYROL	LABOR DISTRIBUTION	-	0
02	10	2015	935.1	400OL	120	PYROL	90ALL PAYROLL SPREAD	465.91	0
02	10	2015	935.1	400OL	120	PYROL	LABOR DISTRIBUTION	-	0
02	10	2015	935.2	200PL	120	PYROL	90ALL PAYROLL SPREAD	67.63	0
02	10	2015	935.2	200PL	120	PYROL	LABOR DISTRIBUTION	-	0
02	10	2015	935.2	300EW	120	PYROL	90ALL PAYROLL SPREAD	58.40	0
02	10	2015	935.2	300EW	120	PYROL	LABOR DISTRIBUTION	78.32	0
02	10	2015	935.2	400OL	120	PYROL	90ALL PAYROLL SPREAD	33.81	0
02	10	2015	935.2	400OL	120	PYROL	LABOR DISTRIBUTION	-	0
02	10	2015	935.3	200PL	120	PYROL	90ALL PAYROLL SPREAD	-	0
02	10	2015	935.3	200PL	120	PYROL	LABOR DISTRIBUTION	1,746.32	0
02	10	2015	935.3	300EW	120	PYROL	90ALL PAYROLL SPREAD	-	0
02	10	2015	935.3	300EW	120	PYROL	LABOR DISTRIBUTION	1,633.67	0
02	10	2015	935.3	400OL	120	PYROL	90ALL PAYROLL SPREAD	-	0
02	10	2015	935.3	400OL	120	PYROL	LABOR DISTRIBUTION	435.00	0
02	11	2015	107.2	200PL	120	PYROL	90ALL PAYROLL SPREAD	8,492.01	0
02	11	2015	107.2	300EW	120	PYROL	LABOR DISTRIBUTION	4,346.21	0
02	11	2015	107.2	400OL	120	PYROL	LABOR DISTRIBUTION	12,667.69	0
02	11	2015	107.6	200PL	120	PYROL	LABOR DISTRIBUTION	-	0
02	11	2015	107.6	300EW	120	PYROL	LABOR DISTRIBUTION	-	0
02	11	2015	107.6	400OL	120	PYROL	LABOR DISTRIBUTION	-	0
02	11	2015	108.6	200PL	120	PYROL	LABOR DISTRIBUTION	-	0
02	11	2015	108.6	300EW	120	PYROL	LABOR DISTRIBUTION	-	0
02	11	2015	108.6	400OL	120	PYROL	LABOR DISTRIBUTION	-	0
02	11	2015	108.8	200PL	120	PYROL	LABOR DISTRIBUTION	1,126.43	0
02	11	2015	108.8	300EW	120	PYROL	LABOR DISTRIBUTION	2,033.81	0
02	11	2015	108.8	400OL	120	PYROL	LABOR DISTRIBUTION	2,196.49	0
02	11	2015	163	200PL	120	PYROL	90ALL PAYROLL SPREAD	-	0
02	11	2015	163	200PL	120	PYROL	LABOR DISTRIBUTION	1,557.37	0
02	11	2015	163	300EW	120	PYROL	90ALL PAYROLL SPREAD	-	0
02	11	2015	163	300EW	120	PYROL	LABOR DISTRIBUTION	1,462.32	0
02	11	2015	163	400OL	120	PYROL	90ALL PAYROLL SPREAD	-	0
02	11	2015	163	400OL	120	PYROL	LABOR DISTRIBUTION	1,288.33	0

02	11	2015	184.1	200PL	120	PYROL	90ALL PAYROLL SPREAD	-	0
02	11	2015	184.1	200PL	120	PYROL	LABOR DISTRIBUTION	193.80	0
02	11	2015	184.1	300EW	120	PYROL	90ALL PAYROLL SPREAD	-	0
02	11	2015	184.1	300EW	120	PYROL	LABOR DISTRIBUTION	378.13	0
02	11	2015	184.1	400OL	120	PYROL	90ALL PAYROLL SPREAD	-	0
02	11	2015	184.1	400OL	120	PYROL	LABOR DISTRIBUTION	314.35	0
02	11	2015	184.2	200PL	120	PYROL	90ALL PAYROLL SPREAD	-	0
02	11	2015	184.2	200PL	120	PYROL	LABOR DISTRIBUTION	1,416.99	0
02	11	2015	184.2	300EW	120	PYROL	90ALL PAYROLL SPREAD	-	0
02	11	2015	184.2	300EW	120	PYROL	LABOR DISTRIBUTION	469.72	0
02	11	2015	184.2	400OL	120	PYROL	90ALL PAYROLL SPREAD	-	0
02	11	2015	184.2	400OL	120	PYROL	LABOR DISTRIBUTION	451.64	0
02	11	2015	184.3	200PL	120	PYROL	90ALL PAYROLL SPREAD	-	0
02	11	2015	184.3	200PL	120	PYROL	LABOR DISTRIBUTION	-	0
02	11	2015	184.3	300EW	120	PYROL	90ALL PAYROLL SPREAD	-	0
02	11	2015	184.3	300EW	120	PYROL	LABOR DISTRIBUTION	-	0
02	11	2015	184.3	400OL	120	PYROL	90ALL PAYROLL SPREAD	-	0
02	11	2015	184.3	400OL	120	PYROL	LABOR DISTRIBUTION	-	0
02	11	2015	234			PYROL	90ALL PAYROLL SPREAD	(33,680.06)	0
02	11	2015	234			PYROL	LABOR DISTRIBUTION	(120,925.74)	0
02	11	2015	416.02	200PL	120	PYROL	LABOR DISTRIBUTION	-	0
02	11	2015	562	200PL	120	PYROL	90ALL PAYROLL SPREAD	-	0
02	11	2015	562	200PL	120	PYROL	LABOR DISTRIBUTION	-	0
02	11	2015	562	300EW	120	PYROL	90ALL PAYROLL SPREAD	-	0
02	11	2015	562	300EW	120	PYROL	LABOR DISTRIBUTION	-	0
02	11	2015	562	400OL	120	PYROL	90ALL PAYROLL SPREAD	-	0
02	11	2015	562	400OL	120	PYROL	LABOR DISTRIBUTION	-	0
02	11	2015	570	200PL	120	PYROL	90ALL PAYROLL SPREAD	-	0
02	11	2015	570	200PL	120	PYROL	LABOR DISTRIBUTION	46.59	0
02	11	2015	570	300EW	120	PYROL	90ALL PAYROLL SPREAD	-	0
02	11	2015	570	300EW	120	PYROL	LABOR DISTRIBUTION	-	0
02	11	2015	570	400OL	120	PYROL	90ALL PAYROLL SPREAD	-	0
02	11	2015	570	400OL	120	PYROL	LABOR DISTRIBUTION	-	0
02	11	2015	571	200PL	120	PYROL	90ALL PAYROLL SPREAD	-	0
02	11	2015	571	200PL	120	PYROL	LABOR DISTRIBUTION	-	0
02	11	2015	571	300EW	120	PYROL	90ALL PAYROLL SPREAD	-	0
02	11	2015	571	300EW	120	PYROL	LABOR DISTRIBUTION	-	0
02	11	2015	571	400OL	120	PYROL	90ALL PAYROLL SPREAD	-	0
02	11	2015	571	400OL	120	PYROL	LABOR DISTRIBUTION	666.28	0
02	11	2015	580	200PL	120	PYROL	90ALL PAYROLL SPREAD	745.10	0
02	11	2015	580	200PL	120	PYROL	LABOR DISTRIBUTION	3,930.05	0
02	11	2015	580	300EW	120	PYROL	90ALL PAYROLL SPREAD	643.50	0
02	11	2015	580	300EW	120	PYROL	LABOR DISTRIBUTION	80.67	0
02	11	2015	580	400OL	120	PYROL	90ALL PAYROLL SPREAD	372.55	0
02	11	2015	580	400OL	120	PYROL	LABOR DISTRIBUTION	463.83	0
02	11	2015	582	200PL	120	PYROL	90ALL PAYROLL SPREAD	-	0
02	11	2015	582	200PL	120	PYROL	LABOR DISTRIBUTION	865.64	0
02	11	2015	582	300EW	120	PYROL	90ALL PAYROLL SPREAD	-	0
02	11	2015	582	300EW	120	PYROL	LABOR DISTRIBUTION	-	0
02	11	2015	582	400OL	120	PYROL	90ALL PAYROLL SPREAD	-	0
02	11	2015	582	400OL	120	PYROL	LABOR DISTRIBUTION	798.54	0
02	11	2015	583	200PL	120	PYROL	90ALL PAYROLL SPREAD	-	0
02	11	2015	583	200PL	120	PYROL	LABOR DISTRIBUTION	2,879.32	0
02	11	2015	583	300EW	120	PYROL	90ALL PAYROLL SPREAD	-	0
02	11	2015	583	300EW	120	PYROL	LABOR DISTRIBUTION	6,213.96	0
02	11	2015	583	400OL	120	PYROL	90ALL PAYROLL SPREAD	-	0
02	11	2015	583	400OL	120	PYROL	LABOR DISTRIBUTION	2,983.39	0
02	11	2015	584	200PL	120	PYROL	90ALL PAYROLL SPREAD	-	0
02	11	2015	584	200PL	120	PYROL	LABOR DISTRIBUTION	-	0
02	11	2015	584	300EW	120	PYROL	90ALL PAYROLL SPREAD	-	0
02	11	2015	584	300EW	120	PYROL	LABOR DISTRIBUTION	-	0
02	11	2015	584	400OL	120	PYROL	90ALL PAYROLL SPREAD	-	0
02	11	2015	584	400OL	120	PYROL	LABOR DISTRIBUTION	-	0
02	11	2015	585	200PL	120	PYROL	90ALL PAYROLL SPREAD	-	0
02	11	2015	585	200PL	120	PYROL	LABOR DISTRIBUTION	-	0
02	11	2015	585	300EW	120	PYROL	90ALL PAYROLL SPREAD	-	0
02	11	2015	585	300EW	120	PYROL	LABOR DISTRIBUTION	-	0
02	11	2015	585	400OL	120	PYROL	90ALL PAYROLL SPREAD	-	0
02	11	2015	585	400OL	120	PYROL	LABOR DISTRIBUTION	-	0
02	11	2015	586	200PL	120	PYROL	90ALL PAYROLL SPREAD	-	0
02	11	2015	586	200PL	120	PYROL	LABOR DISTRIBUTION	1,057.48	0
02	11	2015	586	300EW	120	PYROL	90ALL PAYROLL SPREAD	-	0
02	11	2015	586	300EW	120	PYROL	LABOR DISTRIBUTION	191.11	0
02	11	2015	586	400OL	120	PYROL	90ALL PAYROLL SPREAD	-	0
02	11	2015	586	400OL	120	PYROL	LABOR DISTRIBUTION	560.03	0
02	11	2015	587	200PL	120	PYROL	90ALL PAYROLL SPREAD	-	0
02	11	2015	587	200PL	120	PYROL	LABOR DISTRIBUTION	1,468.55	0
02	11	2015	587	300EW	120	PYROL	90ALL PAYROLL SPREAD	-	0
02	11	2015	587	300EW	120	PYROL	LABOR DISTRIBUTION	1,562.49	0
02	11	2015	587	400OL	120	PYROL	90ALL PAYROLL SPREAD	-	0

02	11	2015	587	400OL	120	PYROL	LABOR DISTRIBUTION	1,484.15	0
02	11	2015	588	200PL	120	PYROL	90ALL PAYROLL SPREAD	503.89	0
02	11	2015	588	200PL	120	PYROL	LABOR DISTRIBUTION	98.55	0
02	11	2015	588	300EW	120	PYROL	90ALL PAYROLL SPREAD	435.17	0
02	11	2015	588	300EW	120	PYROL	LABOR DISTRIBUTION	-	0
02	11	2015	588	400OL	120	PYROL	90ALL PAYROLL SPREAD	251.94	0
02	11	2015	588	400OL	120	PYROL	LABOR DISTRIBUTION	-	0
02	11	2015	590	200PL	120	PYROL	90ALL PAYROLL SPREAD	-	0
02	11	2015	590	200PL	120	PYROL	LABOR DISTRIBUTION	-	0
02	11	2015	590	300EW	120	PYROL	90ALL PAYROLL SPREAD	-	0
02	11	2015	590	300EW	120	PYROL	LABOR DISTRIBUTION	-	0
02	11	2015	590	400OL	120	PYROL	90ALL PAYROLL SPREAD	-	0
02	11	2015	590	400OL	120	PYROL	LABOR DISTRIBUTION	-	0
02	11	2015	592	200PL	120	PYROL	90ALL PAYROLL SPREAD	-	0
02	11	2015	592	200PL	120	PYROL	LABOR DISTRIBUTION	-	0
02	11	2015	592	300EW	120	PYROL	90ALL PAYROLL SPREAD	-	0
02	11	2015	592	300EW	120	PYROL	LABOR DISTRIBUTION	-	0
02	11	2015	592	400OL	120	PYROL	90ALL PAYROLL SPREAD	-	0
02	11	2015	592	400OL	120	PYROL	LABOR DISTRIBUTION	-	0
02	11	2015	593	200PL	120	PYROL	90ALL PAYROLL SPREAD	-	0
02	11	2015	593	200PL	120	PYROL	LABOR DISTRIBUTION	10,248.02	0
02	11	2015	593	300EW	120	PYROL	90ALL PAYROLL SPREAD	-	0
02	11	2015	593	300EW	120	PYROL	LABOR DISTRIBUTION	8,626.05	0
02	11	2015	593	400OL	120	PYROL	90ALL PAYROLL SPREAD	-	0
02	11	2015	593	400OL	120	PYROL	LABOR DISTRIBUTION	8,379.93	0
02	11	2015	593.99	200PL	120	PYROL	90ALL PAYROLL SPREAD	-	0
02	11	2015	593.99	200PL	120	PYROL	LABOR DISTRIBUTION	-	0
02	11	2015	593.99	300EW	120	PYROL	90ALL PAYROLL SPREAD	-	0
02	11	2015	593.99	300EW	120	PYROL	LABOR DISTRIBUTION	-	0
02	11	2015	593.99	400OL	120	PYROL	90ALL PAYROLL SPREAD	-	0
02	11	2015	593.99	400OL	120	PYROL	LABOR DISTRIBUTION	-	0
02	11	2015	594	200PL	120	PYROL	90ALL PAYROLL SPREAD	-	0
02	11	2015	594	200PL	120	PYROL	LABOR DISTRIBUTION	181.95	0
02	11	2015	594	300EW	120	PYROL	90ALL PAYROLL SPREAD	-	0
02	11	2015	594	300EW	120	PYROL	LABOR DISTRIBUTION	-	0
02	11	2015	594	400OL	120	PYROL	90ALL PAYROLL SPREAD	-	0
02	11	2015	594	400OL	120	PYROL	LABOR DISTRIBUTION	-	0
02	11	2015	595	200PL	120	PYROL	90ALL PAYROLL SPREAD	-	0
02	11	2015	595	200PL	120	PYROL	LABOR DISTRIBUTION	(1.34)	0
02	11	2015	595	300EW	120	PYROL	90ALL PAYROLL SPREAD	-	0
02	11	2015	595	300EW	120	PYROL	LABOR DISTRIBUTION	-	0
02	11	2015	595	400OL	120	PYROL	90ALL PAYROLL SPREAD	-	0
02	11	2015	595	400OL	120	PYROL	LABOR DISTRIBUTION	-	0
02	11	2015	596	200PL	120	PYROL	90ALL PAYROLL SPREAD	-	0
02	11	2015	596	200PL	120	PYROL	LABOR DISTRIBUTION	-	0
02	11	2015	596	300EW	120	PYROL	90ALL PAYROLL SPREAD	-	0
02	11	2015	596	300EW	120	PYROL	LABOR DISTRIBUTION	-	0
02	11	2015	596	400OL	120	PYROL	90ALL PAYROLL SPREAD	-	0
02	11	2015	596	400OL	120	PYROL	LABOR DISTRIBUTION	-	0
02	11	2015	597	200PL	120	PYROL	90ALL PAYROLL SPREAD	-	0
02	11	2015	597	200PL	120	PYROL	LABOR DISTRIBUTION	-	0
02	11	2015	597	300EW	120	PYROL	90ALL PAYROLL SPREAD	-	0
02	11	2015	597	300EW	120	PYROL	LABOR DISTRIBUTION	-	0
02	11	2015	597	400OL	120	PYROL	90ALL PAYROLL SPREAD	-	0
02	11	2015	597	400OL	120	PYROL	LABOR DISTRIBUTION	-	0
02	11	2015	901	200PL	120	PYROL	90ALL PAYROLL SPREAD	-	0
02	11	2015	901	200PL	120	PYROL	LABOR DISTRIBUTION	-	0
02	11	2015	901	300EW	120	PYROL	90ALL PAYROLL SPREAD	-	0
02	11	2015	901	300EW	120	PYROL	LABOR DISTRIBUTION	-	0
02	11	2015	901	400OL	120	PYROL	90ALL PAYROLL SPREAD	-	0
02	11	2015	901	400OL	120	PYROL	LABOR DISTRIBUTION	-	0
02	11	2015	902	200PL	120	PYROL	90ALL PAYROLL SPREAD	-	0
02	11	2015	902	200PL	120	PYROL	LABOR DISTRIBUTION	616.44	0
02	11	2015	902	300EW	120	PYROL	90ALL PAYROLL SPREAD	-	0
02	11	2015	902	300EW	120	PYROL	LABOR DISTRIBUTION	2,946.83	0
02	11	2015	902	400OL	120	PYROL	90ALL PAYROLL SPREAD	-	0
02	11	2015	902	400OL	120	PYROL	LABOR DISTRIBUTION	738.96	0
02	11	2015	903	200PL	120	PYROL	90ALL PAYROLL SPREAD	3,046.27	0
02	11	2015	903	200PL	120	PYROL	LABOR DISTRIBUTION	2,129.73	0
02	11	2015	903	300EW	120	PYROL	90ALL PAYROLL SPREAD	2,630.87	0
02	11	2015	903	300EW	120	PYROL	LABOR DISTRIBUTION	1,957.28	0
02	11	2015	903	400OL	120	PYROL	90ALL PAYROLL SPREAD	1,523.14	0
02	11	2015	903	400OL	120	PYROL	LABOR DISTRIBUTION	2,062.89	0
02	11	2015	907	200PL	120	PYROL	90ALL PAYROLL SPREAD	-	0
02	11	2015	907	200PL	120	PYROL	LABOR DISTRIBUTION	-	0
02	11	2015	907	300EW	120	PYROL	90ALL PAYROLL SPREAD	-	0
02	11	2015	907	300EW	120	PYROL	LABOR DISTRIBUTION	-	0
02	11	2015	907	400OL	120	PYROL	90ALL PAYROLL SPREAD	-	0
02	11	2015	907	400OL	120	PYROL	LABOR DISTRIBUTION	-	0
02	11	2015	908	200PL	120	PYROL	90ALL PAYROLL SPREAD	1,027.82	0



02	11	2015	908 200PL	120	PYROL	LABOR DISTRIBUTION	-	0
02	11	2015	908 300EW	120	PYROL	90ALL PAYROLL SPREAD	887.65	0
02	11	2015	908 300EW	120	PYROL	LABOR DISTRIBUTION	-	0
02	11	2015	908 400OL	120	PYROL	90ALL PAYROLL SPREAD	513.90	0
02	11	2015	908 400OL	120	PYROL	LABOR DISTRIBUTION	-	0
02	11	2015	909 200PL	120	PYROL	90ALL PAYROLL SPREAD	59.50	0
02	11	2015	909 200PL	120	PYROL	LABOR DISTRIBUTION	-	0
02	11	2015	909 300EW	120	PYROL	90ALL PAYROLL SPREAD	51.39	0
02	11	2015	909 300EW	120	PYROL	LABOR DISTRIBUTION	-	0
02	11	2015	909 400OL	120	PYROL	90ALL PAYROLL SPREAD	29.75	0
02	11	2015	909 400OL	120	PYROL	LABOR DISTRIBUTION	-	0
02	11	2015	920 200PL	120	PYROL	90ALL PAYROLL SPREAD	6,441.91	0
02	11	2015	920 200PL	120	PYROL	LABOR DISTRIBUTION	-	0
02	11	2015	920 300EW	120	PYROL	90ALL PAYROLL SPREAD	5,563.46	0
02	11	2015	920 300EW	120	PYROL	LABOR DISTRIBUTION	-	0
02	11	2015	920 400OL	120	PYROL	90ALL PAYROLL SPREAD	3,220.95	0
02	11	2015	920 400OL	120	PYROL	LABOR DISTRIBUTION	-	0
02	11	2015	925 200PL	120	PYROL	90ALL PAYROLL SPREAD	361.38	0
02	11	2015	925 200PL	120	PYROL	LABOR DISTRIBUTION	737.24	0
02	11	2015	925 300EW	120	PYROL	90ALL PAYROLL SPREAD	312.10	0
02	11	2015	925 300EW	120	PYROL	LABOR DISTRIBUTION	1,172.58	0
02	11	2015	925 400OL	120	PYROL	90ALL PAYROLL SPREAD	180.69	0
02	11	2015	925 400OL	120	PYROL	LABOR DISTRIBUTION	1,551.02	0
02	11	2015	925.99 200PL	120	PYROL	90ALL PAYROLL SPREAD	-	0
02	11	2015	925.99 200PL	120	PYROL	LABOR DISTRIBUTION	98.55	0
02	11	2015	925.99 300EW	120	PYROL	90ALL PAYROLL SPREAD	-	0
02	11	2015	925.99 300EW	120	PYROL	LABOR DISTRIBUTION	-	0
02	11	2015	925.99 400OL	120	PYROL	90ALL PAYROLL SPREAD	-	0
02	11	2015	925.99 400OL	120	PYROL	LABOR DISTRIBUTION	-	0
02	11	2015	926 200PL	120	PYROL	90ALL PAYROLL SPREAD	357.52	0
02	11	2015	926 200PL	120	PYROL	LABOR DISTRIBUTION	3,942.11	0
02	11	2015	926 300EW	120	PYROL	90ALL PAYROLL SPREAD	308.76	0
02	11	2015	926 300EW	120	PYROL	LABOR DISTRIBUTION	3,327.32	0
02	11	2015	926 400OL	120	PYROL	90ALL PAYROLL SPREAD	178.76	0
02	11	2015	926 400OL	120	PYROL	LABOR DISTRIBUTION	3,246.94	0
02	11	2015	930.1 200PL	120	PYROL	90ALL PAYROLL SPREAD	-	0
02	11	2015	930.1 200PL	120	PYROL	LABOR DISTRIBUTION	-	0
02	11	2015	930.1 300EW	120	PYROL	90ALL PAYROLL SPREAD	-	0
02	11	2015	930.1 300EW	120	PYROL	LABOR DISTRIBUTION	-	0
02	11	2015	930.1 400OL	120	PYROL	90ALL PAYROLL SPREAD	-	0
02	11	2015	930.1 400OL	120	PYROL	LABOR DISTRIBUTION	-	0
02	11	2015	930.4 200PL	120	PYROL	90ALL PAYROLL SPREAD	956.33	0
02	11	2015	930.4 200PL	120	PYROL	LABOR DISTRIBUTION	68.64	0
02	11	2015	930.4 300EW	120	PYROL	90ALL PAYROLL SPREAD	825.92	0
02	11	2015	930.4 300EW	120	PYROL	LABOR DISTRIBUTION	54.91	0
02	11	2015	930.4 400OL	120	PYROL	90ALL PAYROLL SPREAD	478.17	0
02	11	2015	930.4 400OL	120	PYROL	LABOR DISTRIBUTION	41.18	0
02	11	2015	930.41 200PL	120	PYROL	90ALL PAYROLL SPREAD	-	0
02	11	2015	930.41 200PL	120	PYROL	LABOR DISTRIBUTION	-	0
02	11	2015	930.41 300EW	120	PYROL	90ALL PAYROLL SPREAD	-	0
02	11	2015	930.41 300EW	120	PYROL	LABOR DISTRIBUTION	-	0
02	11	2015	930.41 400OL	120	PYROL	90ALL PAYROLL SPREAD	-	0
02	11	2015	930.41 400OL	120	PYROL	LABOR DISTRIBUTION	-	0
02	11	2015	935 200PL	120	PYROL	90ALL PAYROLL SPREAD	-	0
02	11	2015	935 200PL	120	PYROL	LABOR DISTRIBUTION	-	0
02	11	2015	935 300EW	120	PYROL	90ALL PAYROLL SPREAD	-	0
02	11	2015	935 300EW	120	PYROL	LABOR DISTRIBUTION	184.74	0
02	11	2015	935 400OL	120	PYROL	90ALL PAYROLL SPREAD	-	0
02	11	2015	935 400OL	120	PYROL	LABOR DISTRIBUTION	-	0
02	11	2015	935.1 200PL	120	PYROL	90ALL PAYROLL SPREAD	750.57	0
02	11	2015	935.1 200PL	120	PYROL	LABOR DISTRIBUTION	-	0
02	11	2015	935.1 300EW	120	PYROL	90ALL PAYROLL SPREAD	648.23	0
02	11	2015	935.1 300EW	120	PYROL	LABOR DISTRIBUTION	-	0
02	11	2015	935.1 400OL	120	PYROL	90ALL PAYROLL SPREAD	375.29	0
02	11	2015	935.1 400OL	120	PYROL	LABOR DISTRIBUTION	-	0
02	11	2015	935.2 200PL	120	PYROL	90ALL PAYROLL SPREAD	(1.02)	0
02	11	2015	935.2 200PL	120	PYROL	LABOR DISTRIBUTION	180.66	0
02	11	2015	935.2 300EW	120	PYROL	90ALL PAYROLL SPREAD	(0.89)	0
02	11	2015	935.2 300EW	120	PYROL	LABOR DISTRIBUTION	-	0
02	11	2015	935.2 400OL	120	PYROL	90ALL PAYROLL SPREAD	(0.51)	0
02	11	2015	935.2 400OL	120	PYROL	LABOR DISTRIBUTION	-	0
02	11	2015	935.3 200PL	120	PYROL	90ALL PAYROLL SPREAD	-	0
02	11	2015	935.3 200PL	120	PYROL	LABOR DISTRIBUTION	2,325.93	0
02	11	2015	935.3 300EW	120	PYROL	90ALL PAYROLL SPREAD	-	0
02	11	2015	935.3 300EW	120	PYROL	LABOR DISTRIBUTION	1,126.80	0
02	11	2015	935.3 400OL	120	PYROL	90ALL PAYROLL SPREAD	-	0
02	11	2015	935.3 400OL	120	PYROL	LABOR DISTRIBUTION	1,234.46	0
02	12	2015	107.2 200PL	120	PYROL	LABOR DISTRIBUTION	10,349.46	0
02	12	2015	107.2 300EW	120	PYROL	LABOR DISTRIBUTION	3,461.91	0
02	12	2015	107.2 400OL	120	PYROL	LABOR DISTRIBUTION	6,410.07	0

02	12	2015	107.6	200PL	120	PYROL	LABOR DISTRIBUTION	-	0
02	12	2015	107.6	300EW	120	PYROL	LABOR DISTRIBUTION	-	0
02	12	2015	107.6	400OL	120	PYROL	LABOR DISTRIBUTION	-	0
02	12	2015	108.6	200PL	120	PYROL	LABOR DISTRIBUTION	-	0
02	12	2015	108.6	300EW	120	PYROL	LABOR DISTRIBUTION	-	0
02	12	2015	108.6	400OL	120	PYROL	LABOR DISTRIBUTION	-	0
02	12	2015	108.8	200PL	120	PYROL	LABOR DISTRIBUTION	4,383.52	0
02	12	2015	108.8	300EW	120	PYROL	LABOR DISTRIBUTION	1,561.99	0
02	12	2015	108.8	400OL	120	PYROL	LABOR DISTRIBUTION	257.71	0
02	12	2015	163	200PL	120	PYROL	90ALL PAYROLL SPREAD	-	0
02	12	2015	163	200PL	120	PYROL	LABOR DISTRIBUTION	1,340.72	0
02	12	2015	163	300EW	120	PYROL	90ALL PAYROLL SPREAD	-	0
02	12	2015	163	300EW	120	PYROL	LABOR DISTRIBUTION	1,430.24	0
02	12	2015	163	400OL	120	PYROL	90ALL PAYROLL SPREAD	-	0
02	12	2015	163	400OL	120	PYROL	LABOR DISTRIBUTION	1,186.73	0
02	12	2015	184.1	200PL	120	PYROL	90ALL PAYROLL SPREAD	-	0
02	12	2015	184.1	200PL	120	PYROL	LABOR DISTRIBUTION	214.38	0
02	12	2015	184.1	300EW	120	PYROL	90ALL PAYROLL SPREAD	-	0
02	12	2015	184.1	300EW	120	PYROL	LABOR DISTRIBUTION	325.17	0
02	12	2015	184.1	400OL	120	PYROL	90ALL PAYROLL SPREAD	-	0
02	12	2015	184.1	400OL	120	PYROL	LABOR DISTRIBUTION	1,227.31	0
02	12	2015	184.2	200PL	120	PYROL	90ALL PAYROLL SPREAD	-	0
02	12	2015	184.2	200PL	120	PYROL	LABOR DISTRIBUTION	157.58	0
02	12	2015	184.2	300EW	120	PYROL	90ALL PAYROLL SPREAD	-	0
02	12	2015	184.2	300EW	120	PYROL	LABOR DISTRIBUTION	469.71	0
02	12	2015	184.2	400OL	120	PYROL	90ALL PAYROLL SPREAD	-	0
02	12	2015	184.2	400OL	120	PYROL	LABOR DISTRIBUTION	831.04	0
02	12	2015	184.3	200PL	120	PYROL	90ALL PAYROLL SPREAD	-	0
02	12	2015	184.3	200PL	120	PYROL	LABOR DISTRIBUTION	-	0
02	12	2015	184.3	300EW	120	PYROL	90ALL PAYROLL SPREAD	-	0
02	12	2015	184.3	300EW	120	PYROL	LABOR DISTRIBUTION	-	0
02	12	2015	184.3	400OL	120	PYROL	90ALL PAYROLL SPREAD	-	0
02	12	2015	184.3	400OL	120	PYROL	LABOR DISTRIBUTION	-	0
02	12	2015	234			PYROL	90ALL PAYROLL SPREAD	(36,513.22)	0
02	12	2015	234			PYROL	LABOR DISTRIBUTION	(128,498.84)	0
02	12	2015	416.02	200PL	120	PYROL	LABOR DISTRIBUTION	-	0
02	12	2015	562	200PL	120	PYROL	90ALL PAYROLL SPREAD	-	0
02	12	2015	562	200PL	120	PYROL	LABOR DISTRIBUTION	-	0
02	12	2015	562	300EW	120	PYROL	90ALL PAYROLL SPREAD	-	0
02	12	2015	562	300EW	120	PYROL	LABOR DISTRIBUTION	-	0
02	12	2015	562	400OL	120	PYROL	90ALL PAYROLL SPREAD	-	0
02	12	2015	562	400OL	120	PYROL	LABOR DISTRIBUTION	-	0
02	12	2015	570	200PL	120	PYROL	90ALL PAYROLL SPREAD	-	0
02	12	2015	570	200PL	120	PYROL	LABOR DISTRIBUTION	-	0
02	12	2015	570	300EW	120	PYROL	90ALL PAYROLL SPREAD	-	0
02	12	2015	570	300EW	120	PYROL	LABOR DISTRIBUTION	-	0
02	12	2015	570	400OL	120	PYROL	90ALL PAYROLL SPREAD	-	0
02	12	2015	570	400OL	120	PYROL	LABOR DISTRIBUTION	434.93	0
02	12	2015	571	200PL	120	PYROL	90ALL PAYROLL SPREAD	-	0
02	12	2015	571	200PL	120	PYROL	LABOR DISTRIBUTION	369.28	0
02	12	2015	571	300EW	120	PYROL	90ALL PAYROLL SPREAD	-	0
02	12	2015	571	300EW	120	PYROL	LABOR DISTRIBUTION	72.26	0
02	12	2015	571	400OL	120	PYROL	90ALL PAYROLL SPREAD	-	0
02	12	2015	571	400OL	120	PYROL	LABOR DISTRIBUTION	325.59	0
02	12	2015	580	200PL	120	PYROL	90ALL PAYROLL SPREAD	905.67	0
02	12	2015	580	200PL	120	PYROL	LABOR DISTRIBUTION	3,872.01	0
02	12	2015	580	300EW	120	PYROL	90ALL PAYROLL SPREAD	782.17	0
02	12	2015	580	300EW	120	PYROL	LABOR DISTRIBUTION	-	0
02	12	2015	580	400OL	120	PYROL	90ALL PAYROLL SPREAD	452.83	0
02	12	2015	580	400OL	120	PYROL	LABOR DISTRIBUTION	681.98	0
02	12	2015	582	200PL	120	PYROL	90ALL PAYROLL SPREAD	-	0
02	12	2015	582	200PL	120	PYROL	LABOR DISTRIBUTION	1,153.49	0
02	12	2015	582	300EW	120	PYROL	90ALL PAYROLL SPREAD	-	0
02	12	2015	582	300EW	120	PYROL	LABOR DISTRIBUTION	1,001.94	0
02	12	2015	582	400OL	120	PYROL	90ALL PAYROLL SPREAD	-	0
02	12	2015	582	400OL	120	PYROL	LABOR DISTRIBUTION	941.80	0
02	12	2015	583	200PL	120	PYROL	90ALL PAYROLL SPREAD	-	0
02	12	2015	583	200PL	120	PYROL	LABOR DISTRIBUTION	4,371.37	0
02	12	2015	583	300EW	120	PYROL	90ALL PAYROLL SPREAD	-	0
02	12	2015	583	300EW	120	PYROL	LABOR DISTRIBUTION	8,314.29	0
02	12	2015	583	400OL	120	PYROL	90ALL PAYROLL SPREAD	-	0
02	12	2015	583	400OL	120	PYROL	LABOR DISTRIBUTION	6,148.46	0
02	12	2015	584	200PL	120	PYROL	90ALL PAYROLL SPREAD	-	0
02	12	2015	584	200PL	120	PYROL	LABOR DISTRIBUTION	-	0
02	12	2015	584	300EW	120	PYROL	90ALL PAYROLL SPREAD	-	0
02	12	2015	584	300EW	120	PYROL	LABOR DISTRIBUTION	-	0
02	12	2015	584	400OL	120	PYROL	90ALL PAYROLL SPREAD	-	0
02	12	2015	584	400OL	120	PYROL	LABOR DISTRIBUTION	-	0
02	12	2015	585	200PL	120	PYROL	90ALL PAYROLL SPREAD	-	0
02	12	2015	585	200PL	120	PYROL	LABOR DISTRIBUTION	-	0

02	12	2015	585	300EW	120	PYROL	90ALL PAYROLL SPREAD	-	0
02	12	2015	585	300EW	120	PYROL	LABOR DISTRIBUTION	-	0
02	12	2015	585	400OL	120	PYROL	90ALL PAYROLL SPREAD	-	0
02	12	2015	585	400OL	120	PYROL	LABOR DISTRIBUTION	-	0
02	12	2015	586	200PL	120	PYROL	90ALL PAYROLL SPREAD	-	0
02	12	2015	586	200PL	120	PYROL	LABOR DISTRIBUTION	911.39	0
02	12	2015	586	300EW	120	PYROL	90ALL PAYROLL SPREAD	-	0
02	12	2015	586	300EW	120	PYROL	LABOR DISTRIBUTION	80.67	0
02	12	2015	586	400OL	120	PYROL	90ALL PAYROLL SPREAD	-	0
02	12	2015	586	400OL	120	PYROL	LABOR DISTRIBUTION	1,058.30	0
02	12	2015	587	200PL	120	PYROL	90ALL PAYROLL SPREAD	-	0
02	12	2015	587	200PL	120	PYROL	LABOR DISTRIBUTION	1,764.32	0
02	12	2015	587	300EW	120	PYROL	90ALL PAYROLL SPREAD	-	0
02	12	2015	587	300EW	120	PYROL	LABOR DISTRIBUTION	1,371.19	0
02	12	2015	587	400OL	120	PYROL	90ALL PAYROLL SPREAD	-	0
02	12	2015	587	400OL	120	PYROL	LABOR DISTRIBUTION	2,080.30	0
02	12	2015	588	200PL	120	PYROL	90ALL PAYROLL SPREAD	553.34	0
02	12	2015	588	200PL	120	PYROL	LABOR DISTRIBUTION	353.89	0
02	12	2015	588	300EW	120	PYROL	90ALL PAYROLL SPREAD	477.87	0
02	12	2015	588	300EW	120	PYROL	LABOR DISTRIBUTION	80.67	0
02	12	2015	588	400OL	120	PYROL	90ALL PAYROLL SPREAD	276.66	0
02	12	2015	588	400OL	120	PYROL	LABOR DISTRIBUTION	-	0
02	12	2015	590	200PL	120	PYROL	90ALL PAYROLL SPREAD	-	0
02	12	2015	590	200PL	120	PYROL	LABOR DISTRIBUTION	-	0
02	12	2015	590	300EW	120	PYROL	90ALL PAYROLL SPREAD	-	0
02	12	2015	590	300EW	120	PYROL	LABOR DISTRIBUTION	-	0
02	12	2015	590	400OL	120	PYROL	90ALL PAYROLL SPREAD	-	0
02	12	2015	590	400OL	120	PYROL	LABOR DISTRIBUTION	-	0
02	12	2015	592	200PL	120	PYROL	90ALL PAYROLL SPREAD	-	0
02	12	2015	592	200PL	120	PYROL	LABOR DISTRIBUTION	-	0
02	12	2015	592	300EW	120	PYROL	90ALL PAYROLL SPREAD	-	0
02	12	2015	592	300EW	120	PYROL	LABOR DISTRIBUTION	-	0
02	12	2015	592	400OL	120	PYROL	90ALL PAYROLL SPREAD	-	0
02	12	2015	592	400OL	120	PYROL	LABOR DISTRIBUTION	-	0
02	12	2015	593	200PL	120	PYROL	90ALL PAYROLL SPREAD	-	0
02	12	2015	593	200PL	120	PYROL	LABOR DISTRIBUTION	11,590.34	0
02	12	2015	593	300EW	120	PYROL	90ALL PAYROLL SPREAD	-	0
02	12	2015	593	300EW	120	PYROL	LABOR DISTRIBUTION	11,079.78	0
02	12	2015	593	400OL	120	PYROL	90ALL PAYROLL SPREAD	-	0
02	12	2015	593	400OL	120	PYROL	LABOR DISTRIBUTION	11,334.42	0
02	12	2015	593.99	200PL	120	PYROL	90ALL PAYROLL SPREAD	-	0
02	12	2015	593.99	200PL	120	PYROL	LABOR DISTRIBUTION	-	0
02	12	2015	593.99	300EW	120	PYROL	90ALL PAYROLL SPREAD	-	0
02	12	2015	593.99	300EW	120	PYROL	LABOR DISTRIBUTION	-	0
02	12	2015	593.99	400OL	120	PYROL	90ALL PAYROLL SPREAD	-	0
02	12	2015	593.99	400OL	120	PYROL	LABOR DISTRIBUTION	144.53	0
02	12	2015	594	200PL	120	PYROL	90ALL PAYROLL SPREAD	-	0
02	12	2015	594	200PL	120	PYROL	LABOR DISTRIBUTION	(2.77)	0
02	12	2015	594	300EW	120	PYROL	90ALL PAYROLL SPREAD	-	0
02	12	2015	594	300EW	120	PYROL	LABOR DISTRIBUTION	-	0
02	12	2015	594	400OL	120	PYROL	90ALL PAYROLL SPREAD	-	0
02	12	2015	594	400OL	120	PYROL	LABOR DISTRIBUTION	-	0
02	12	2015	595	200PL	120	PYROL	90ALL PAYROLL SPREAD	-	0
02	12	2015	595	200PL	120	PYROL	LABOR DISTRIBUTION	-	0
02	12	2015	595	300EW	120	PYROL	90ALL PAYROLL SPREAD	-	0
02	12	2015	595	300EW	120	PYROL	LABOR DISTRIBUTION	-	0
02	12	2015	595	400OL	120	PYROL	90ALL PAYROLL SPREAD	-	0
02	12	2015	595	400OL	120	PYROL	LABOR DISTRIBUTION	-	0
02	12	2015	596	200PL	120	PYROL	90ALL PAYROLL SPREAD	-	0
02	12	2015	596	200PL	120	PYROL	LABOR DISTRIBUTION	-	0
02	12	2015	596	300EW	120	PYROL	90ALL PAYROLL SPREAD	-	0
02	12	2015	596	300EW	120	PYROL	LABOR DISTRIBUTION	-	0
02	12	2015	596	400OL	120	PYROL	90ALL PAYROLL SPREAD	-	0
02	12	2015	596	400OL	120	PYROL	LABOR DISTRIBUTION	-	0
02	12	2015	597	200PL	120	PYROL	90ALL PAYROLL SPREAD	-	0
02	12	2015	597	200PL	120	PYROL	LABOR DISTRIBUTION	-	0
02	12	2015	597	300EW	120	PYROL	90ALL PAYROLL SPREAD	-	0
02	12	2015	597	300EW	120	PYROL	LABOR DISTRIBUTION	-	0
02	12	2015	597	400OL	120	PYROL	90ALL PAYROLL SPREAD	-	0
02	12	2015	597	400OL	120	PYROL	LABOR DISTRIBUTION	-	0
02	12	2015	901	200PL	120	PYROL	90ALL PAYROLL SPREAD	-	0
02	12	2015	901	200PL	120	PYROL	LABOR DISTRIBUTION	-	0
02	12	2015	901	300EW	120	PYROL	90ALL PAYROLL SPREAD	-	0
02	12	2015	901	300EW	120	PYROL	LABOR DISTRIBUTION	-	0
02	12	2015	901	400OL	120	PYROL	90ALL PAYROLL SPREAD	-	0
02	12	2015	901	400OL	120	PYROL	LABOR DISTRIBUTION	-	0
02	12	2015	902	200PL	120	PYROL	90ALL PAYROLL SPREAD	-	0
02	12	2015	902	200PL	120	PYROL	LABOR DISTRIBUTION	506.65	0
02	12	2015	902	300EW	120	PYROL	90ALL PAYROLL SPREAD	-	0
02	12	2015	902	300EW	120	PYROL	LABOR DISTRIBUTION	2,331.45	0

02	12	2015	902 400OL	120	PYROL	90ALL PAYROLL SPREAD	-	0
02	12	2015	902 400OL	120	PYROL	LABOR DISTRIBUTION	1,062.26	0
02	12	2015	903 200PL	120	PYROL	90ALL PAYROLL SPREAD	3,523.68	0
02	12	2015	903 200PL	120	PYROL	LABOR DISTRIBUTION	1,276.77	0
02	12	2015	903 300EW	120	PYROL	90ALL PAYROLL SPREAD	3,043.18	0
02	12	2015	903 300EW	120	PYROL	LABOR DISTRIBUTION	1,018.90	0
02	12	2015	903 400OL	120	PYROL	90ALL PAYROLL SPREAD	1,761.84	0
02	12	2015	903 400OL	120	PYROL	LABOR DISTRIBUTION	1,999.41	0
02	12	2015	907 200PL	120	PYROL	90ALL PAYROLL SPREAD	-	0
02	12	2015	907 200PL	120	PYROL	LABOR DISTRIBUTION	-	0
02	12	2015	907 300EW	120	PYROL	90ALL PAYROLL SPREAD	-	0
02	12	2015	907 300EW	120	PYROL	LABOR DISTRIBUTION	-	0
02	12	2015	907 400OL	120	PYROL	90ALL PAYROLL SPREAD	-	0
02	12	2015	907 400OL	120	PYROL	LABOR DISTRIBUTION	-	0
02	12	2015	908 200PL	120	PYROL	90ALL PAYROLL SPREAD	937.68	0
02	12	2015	908 200PL	120	PYROL	LABOR DISTRIBUTION	-	0
02	12	2015	908 300EW	120	PYROL	90ALL PAYROLL SPREAD	809.82	0
02	12	2015	908 300EW	120	PYROL	LABOR DISTRIBUTION	-	0
02	12	2015	908 400OL	120	PYROL	90ALL PAYROLL SPREAD	468.84	0
02	12	2015	908 400OL	120	PYROL	LABOR DISTRIBUTION	-	0
02	12	2015	909 200PL	120	PYROL	90ALL PAYROLL SPREAD	57.69	0
02	12	2015	909 200PL	120	PYROL	LABOR DISTRIBUTION	-	0
02	12	2015	909 300EW	120	PYROL	90ALL PAYROLL SPREAD	49.82	0
02	12	2015	909 300EW	120	PYROL	LABOR DISTRIBUTION	-	0
02	12	2015	909 400OL	120	PYROL	90ALL PAYROLL SPREAD	28.84	0
02	12	2015	909 400OL	120	PYROL	LABOR DISTRIBUTION	-	0
02	12	2015	920 200PL	120	PYROL	90ALL PAYROLL SPREAD	6,862.89	0
02	12	2015	920 200PL	120	PYROL	LABOR DISTRIBUTION	-	0
02	12	2015	920 300EW	120	PYROL	90ALL PAYROLL SPREAD	5,927.05	0
02	12	2015	920 300EW	120	PYROL	LABOR DISTRIBUTION	-	0
02	12	2015	920 400OL	120	PYROL	90ALL PAYROLL SPREAD	3,431.45	0
02	12	2015	920 400OL	120	PYROL	LABOR DISTRIBUTION	-	0
02	12	2015	925 200PL	120	PYROL	90ALL PAYROLL SPREAD	584.37	0
02	12	2015	925 200PL	120	PYROL	LABOR DISTRIBUTION	1,223.97	0
02	12	2015	925 300EW	120	PYROL	90ALL PAYROLL SPREAD	504.68	0
02	12	2015	925 300EW	120	PYROL	LABOR DISTRIBUTION	873.31	0
02	12	2015	925 400OL	120	PYROL	90ALL PAYROLL SPREAD	292.18	0
02	12	2015	925 400OL	120	PYROL	LABOR DISTRIBUTION	2,072.19	0
02	12	2015	925.99 200PL	120	PYROL	90ALL PAYROLL SPREAD	-	0
02	12	2015	925.99 200PL	120	PYROL	LABOR DISTRIBUTION	-	0
02	12	2015	925.99 300EW	120	PYROL	90ALL PAYROLL SPREAD	-	0
02	12	2015	925.99 300EW	120	PYROL	LABOR DISTRIBUTION	-	0
02	12	2015	925.99 400OL	120	PYROL	90ALL PAYROLL SPREAD	-	0
02	12	2015	925.99 400OL	120	PYROL	LABOR DISTRIBUTION	-	0
02	12	2015	926 200PL	120	PYROL	90ALL PAYROLL SPREAD	93.59	0
02	12	2015	926 200PL	120	PYROL	LABOR DISTRIBUTION	2,799.42	0
02	12	2015	926 300EW	120	PYROL	90ALL PAYROLL SPREAD	80.83	0
02	12	2015	926 300EW	120	PYROL	LABOR DISTRIBUTION	1,663.66	0
02	12	2015	926 400OL	120	PYROL	90ALL PAYROLL SPREAD	46.80	0
02	12	2015	926 400OL	120	PYROL	LABOR DISTRIBUTION	1,623.47	0
02	12	2015	930.1 200PL	120	PYROL	90ALL PAYROLL SPREAD	-	0
02	12	2015	930.1 200PL	120	PYROL	LABOR DISTRIBUTION	-	0
02	12	2015	930.1 300EW	120	PYROL	90ALL PAYROLL SPREAD	-	0
02	12	2015	930.1 300EW	120	PYROL	LABOR DISTRIBUTION	-	0
02	12	2015	930.1 400OL	120	PYROL	90ALL PAYROLL SPREAD	-	0
02	12	2015	930.1 400OL	120	PYROL	LABOR DISTRIBUTION	-	0
02	12	2015	930.4 200PL	120	PYROL	90ALL PAYROLL SPREAD	1,034.58	0
02	12	2015	930.4 200PL	120	PYROL	LABOR DISTRIBUTION	108.79	0
02	12	2015	930.4 300EW	120	PYROL	90ALL PAYROLL SPREAD	893.49	0
02	12	2015	930.4 300EW	120	PYROL	LABOR DISTRIBUTION	95.27	0
02	12	2015	930.4 400OL	120	PYROL	90ALL PAYROLL SPREAD	517.28	0
02	12	2015	930.4 400OL	120	PYROL	LABOR DISTRIBUTION	68.02	0
02	12	2015	930.41 200PL	120	PYROL	90ALL PAYROLL SPREAD	-	0
02	12	2015	930.41 200PL	120	PYROL	LABOR DISTRIBUTION	-	0
02	12	2015	930.41 300EW	120	PYROL	90ALL PAYROLL SPREAD	-	0
02	12	2015	930.41 300EW	120	PYROL	LABOR DISTRIBUTION	-	0
02	12	2015	930.41 400OL	120	PYROL	90ALL PAYROLL SPREAD	-	0
02	12	2015	930.41 400OL	120	PYROL	LABOR DISTRIBUTION	-	0
02	12	2015	935 200PL	120	PYROL	90ALL PAYROLL SPREAD	-	0
02	12	2015	935 200PL	120	PYROL	LABOR DISTRIBUTION	-	0
02	12	2015	935 300EW	120	PYROL	90ALL PAYROLL SPREAD	-	0
02	12	2015	935 300EW	120	PYROL	LABOR DISTRIBUTION	(0.01)	0
02	12	2015	935 400OL	120	PYROL	90ALL PAYROLL SPREAD	-	0
02	12	2015	935 400OL	120	PYROL	LABOR DISTRIBUTION	-	0
02	12	2015	935.1 200PL	120	PYROL	90ALL PAYROLL SPREAD	894.43	0
02	12	2015	935.1 200PL	120	PYROL	LABOR DISTRIBUTION	156.72	0
02	12	2015	935.1 300EW	120	PYROL	90ALL PAYROLL SPREAD	772.46	0
02	12	2015	935.1 300EW	120	PYROL	LABOR DISTRIBUTION	-	0
02	12	2015	935.1 400OL	120	PYROL	90ALL PAYROLL SPREAD	447.21	0
02	12	2015	935.1 400OL	120	PYROL	LABOR DISTRIBUTION	212.20	0



**EXHIBIT 8**

Operating Budget  
2016-2018

Mid-Kansas Division

**Western Cooperative Electric Association - East/MKEC Division 02**  
**2018 Operating Budget**

Text	Cur Yr YTD Bdg
(1) ELECTRIC ENERGY REVENUES	\$ 18,628,909.29
(2) CON. PENALTIES	\$ 25,416.38
(3) MISC. ELECTRIC REVENUES	\$ 725,582.70
(4) TOTAL OPERATING REVENUES	\$ 19,379,908.37
(5A) WIND MACHINE COST	\$ -
(5B) COST OF PURCHASED POWER	\$ 13,210,495.41
(6) TRANS. EXP. MAINT.	\$ 257,474.30
(7) DIST. EXP. OPERATING	\$ 1,381,602.06
(8) DIST. EXP. MAINT.	\$ 902,906.75
(9) CONSUMER'S AUDIT	\$ 238,260.78
(10) POWER USE EXPENSE	\$ 142,389.85
(11) GENERAL OFFICE & SALARY EXPENSE	\$ 602,461.51
(12) SPECIAL SERVICES	\$ 93,516.94
(13) INS., INJURIES & DAMAGES	\$ 6,048.00
(14) MAIN. OF GENERAL PROPERTY	\$ 246,779.54
(15) MISC. GEN. EXPENSES	\$ 286,310.95
(16) TOTAL OPERATING EXPENSES	\$ 17,368,246.09
(17) DEP. OF ELECTRIC PLANT	\$ 821,088.45
(18) DEP. OF GENERAL PLANT	\$ 246,069.82
(19) TOTAL DEPRECIATION EXPENSE	\$ 1,067,158.27
(23A) INTEREST ON SHORT TERM NOTES	\$ -
(23B) INTEREST ON LOAN	\$ 795,122.10
(24) TOTAL COST OF ELECTRIC SERVICE	\$ 19,230,526.46
(25) GROSS INCOME	\$ 149,381.91
(26) INTEREST REVENUE (NET)	\$ -
(27) OTHER NON-OPERATING REVENUE (NET)	\$ 1,030,243.06
ELECTRICIAN SERVICES REVENUE	\$ -
ELECTRICIAN SERVICES EXPENSES	\$ -
(28) TOTAL NON-OPERATING MARGINS	\$ 1,030,243.06
INCOME (LOSS) FROM EQUITY INVESTMENTS	\$ -
(29) NET INCOME OR PATRONAGE CAPITAL	\$ 1,179,624.97

**Western Cooperative Electric Association - East/MKEC Division 02**  
**2017 Operating Budget**

(1) ELECTRIC ENERGY REVENUES	\$ 18,121,284.20
(2) CON. PENALTIES	\$ 28,879.26
(3) MISC. ELECTRIC REVENUES	\$ 728,123.18
(4) TOTAL OPERATING REVENUES	\$ 18,878,286.64
(5A) WIND MACHINE COST	\$ -
(5B) COST OF PURCHASED POWER	\$ 12,551,837.20
(6) TRANS. EXP. MAINT.	\$ 223,944.71
(7) DIST. EXP. OPERATING	\$ 1,207,420.95
(8) DIST. EXP. MAINT.	\$ 1,044,772.36
(9) CONSUMER'S AUDIT	\$ 478,675.89
(10) POWER USE EXPENSE	\$ 132,797.82
(11) GENERAL OFFICE & SALARY EXPENSE	\$ 558,632.73
(12) SPECIAL SERVICES	\$ 55,015.18
(13) INS., INJURIES & DAMAGES	\$ 11,251.69
(14) MAIN. OF GENERAL PROPERTY	\$ 173,122.42
(15) MISC. GEN. EXPENSES	\$ 264,198.72
(16) TOTAL OPERATING EXPENSES	\$ 16,701,669.67
(17) DEP. OF ELECTRIC PLANT	\$ 834,750.60
(18) DEP. OF GENERAL PLANT	\$ 241,249.38
(19) TOTAL DEPRECIATION EXPENSE	\$ 1,075,999.98
(23A) INTEREST ON SHORT TERM NOTES	\$ -
(23B) INTEREST ON LOAN	\$ 809,000.00
(24) TOTAL COST OF ELECTRIC SERVICE	\$ 18,586,669.65
(25) GROSS INCOME	\$ 291,616.99
(26) INTEREST REVENUE (NET)	\$ -
(27) OTHER NON-OPERATING REVENUE (NET)	\$ 1,529,813.84
ELECTRICIAN SERVICES REVENUE	\$ -
ELECTRICIAN SERVICES EXPENSES	\$ -
(28) TOTAL NON-OPERATING MARGINS	\$ 1,529,813.84
INCOME (LOSS) FROM EQUITY INVESTMENTS	\$ -
(29) NET INCOME OR PATRONAGE CAPITAL	\$ 1,821,430.83



Western Cooperative Electric Assn., East/MKEC Division 02  
2016 Budget

G/L Number	Description	Jan	Feb	Mar	Apr	May	Jun	Jul	Aug	Sep	Oct	Nov	Dec	Tot
440.11	RESIDENTIAL	(481,151.60)	(349,872.41)	(345,628.51)	(306,902.33)	(278,076.86)	(381,266.97)	(607,308.91)	(767,062.28)	(564,090.82)	(365,076.40)	(302,031.80)	(382,619.23)	(5,131,088.12)
442.15	GENERAL C&I & Seasonal	(431,570.61)	(323,826.64)	(379,077.07)	(354,863.33)	(346,351.57)	(453,069.77)	(451,938.28)	(527,174.71)	(375,261.69)	(349,418.08)	(571,581.41)	(604,777.79)	(5,168,910.94)
442.25	LARGE C&I	(988,580.15)	(811,544.11)	(806,486.35)	(774,862.11)	(763,615.09)	(860,661.00)	(948,344.02)	(1,103,567.46)	(792,033.12)	(696,407.39)	(660,319.83)	(704,405.84)	(9,930,826.48)
444.30	STREET & HIGHWAY	(24,602.77)	(21,949.42)	(23,297.73)	(22,779.49)	(23,054.54)	(23,054.54)	(25,374.71)	(26,750.98)	(22,908.35)	(22,672.24)	(23,558.94)	(23,660.82)	(283,662.83)
445.00	PUBLIC AUTHORITY	-	-	-	-	-	-	-	-	-	-	-	-	-
441.10	IRRIGATION	(10,083.82)	(7,335.04)	(7,681.31)	(8,072.51)	(33,024.93)	(7,479.46)	(11,315.69)	(15,782.27)	(11,993.95)	(8,066.05)	(10,077.70)	(10,160.98)	(141,073.71)
450.00	Forfeited Discounts	(1,499.73)	(2,125.85)	(799.87)	(1,848.43)	(1,593.14)	(1,171.42)	(1,626.46)	(2,510.74)	(3,182.26)	(2,190.81)	(970.46)	(2,220.01)	(21,739.18)
450.10	Bad Checks	(109.51)	(27.38)	(136.89)	(136.89)	(82.13)	(82.13)	(219.02)	(164.27)	(164.27)	(301.16)	(191.64)	(54.76)	(1,670.05)
451.00	Oth Rev Misc SVC	(516.62)	(278.34)	(1,190.93)	(2,906.61)	(2,491.38)	(2,199.35)	(2,085.28)	(2,094.40)	(1,715.68)	(2,984.18)	(3,226.02)	(1,829.75)	(23,517.53)
454.00	Oth Rev Rent	(12,059.92)	(999.29)	(527.02)	-	13,586.24	-	-	-	-	-	-	-	(0.00)
456.00	Oth Electric Rev	(53,188.74)	-	(24,216.33)	(55,405.48)	(26,222.92)	(27,979.71)	-	(83,128.95)	(36,383.95)	(38,759.22)	(28,578.83)	(27,915.19)	(401,779.34)
555.00	Power Cost	1,327,849.23	1,127,518.50	1,116,328.01	1,009,045.08	1,061,865.68	1,391,475.14	1,502,829.05	1,644,438.91	1,088,226.41	1,023,899.92	1,119,917.48	1,222,806.08	14,636,199.48
427.10	LTD Interest Expense	66,271.86	66,248.67	66,295.92	66,271.86	66,271.86	66,271.86	66,271.86	66,271.86	66,271.86	66,271.86	66,271.86	66,271.86	<b>795,263.21</b>
430.00	STD Interest Expense	156.98	156.92	157.03	156.98	156.98	156.98	156.98	156.98	156.98	156.98	156.98	156.98	1,883.73
403.50	Depr Exp - Trans	20,614.80	20,643.55	19,143.13	22,949.46	22,963.22	22,971.33	22,988.15	23,000.84	23,546.25	23,586.19	20,633.76	20,636.67	263,677.34
403.60	Depr Exp - Dist	45,483.19	45,602.97	45,561.06	45,787.63	45,891.51	45,932.84	46,000.82	46,388.29	46,700.32	46,923.47	46,312.81	45,719.62	552,304.52
403.70	Depr Exp - Gen	9,791.40	9,964.44	9,936.84	9,587.82	9,587.82	9,423.15	9,371.65	9,371.65	9,371.65	9,817.16	9,733.63	9,733.63	115,690.83
406.00	Acqu Prem Amort	9,926.73	9,923.26	9,930.33	9,926.73	9,926.73	9,926.73	9,926.73	9,926.73	9,926.73	9,926.73	9,926.73	9,926.73	119,120.89
415.00	415.000 - REVENUES-MERCHANDISING, JOBBING & CONTRACT	(18.35)	-	-	(23.89)	-	-	(54.88)	-	(29.81)	(6.72)	-	(31.49)	(165.14)
416.00	416.000 - COSTS & EXPENSES OF MERCHANDISING	16.59	-	-	21.81	-	22.81	22.92	-	17.53	-	-	27.27	128.94
421.00	421.000 - MISCELLANEOUS NONOPERATING INCOME	-	-	-	-	-	-	(807.00)	-	-	-	-	-	(807.00)
421.10	421.100 - GAIN ON DISPOSITION OF PROPERTY	-	-	-	-	(2,147.39)	-	-	-	-	-	-	-	(2,147.39)
421.20	421.200 - LOSS ON DISPOSITION OF PROPERTY	-	-	-	70.92	-	-	-	-	-	-	-	-	70.92
423.00	423.000 - G&T CAPITAL CREDITS & PATRONAGE CAPITAL	-	-	-	-	-	-	-	-	-	-	-	-	(65,436.50)
424.00	424.000 - OTHER CAPITAL CREDITS & PATRONAGE CAPITAL	-	-	(65,460.25)	-	(30.10)	-	-	-	-	-	-	-	(65,436.50)
903.00	Other	30.71	28.73	31.15	29.28	28.51	27.98	30.09	28.97	29.99	41.18	29.32	31.08	366.99
908.00	Other	25.88	614.36	-	-	-	-	-	-	-	-	-	-	640.24
921.00	Other	(3.11)	(1.55)	(1.55)	-	(4.66)	(3.11)	(9.32)	(9.32)	(4.67)	(3.11)	(1.55)	-	(41.94)
562.00	Payroll + tax	-	-	-	-	-	-	-	-	-	-	-	-	247.04
570.00	Payroll + tax	59.42	-	1,195.22	648.01	168.32	1,193.73	177.17	3,257.83	85.39	748.46	-	867.65	8,401.19
571.00	Payroll + tax	145.06	836.52	817.62	951.25	3,420.10	1,252.93	315.40	1,433.48	748.17	1,255.18	642.33	213.93	12,031.96
580.00	Payroll + tax	4,769.83	5,372.43	5,768.25	5,988.81	5,901.58	6,813.80	5,538.88	5,135.12	5,318.43	5,721.06	4,760.54	6,052.00	67,140.73
582.00	Payroll + tax	3,884.39	3,979.03	3,628.58	2,869.39	2,891.55	2,457.90	2,884.53	1,925.62	4,212.71	2,710.98	1,492.55	4,722.68	37,659.91
583.00	Payroll + tax	8,524.77	18,832.43	9,843.18	16,082.77	5,040.09	11,260.11	14,266.61	12,831.30	12,698.69	19,929.54	15,940.48	22,092.14	167,342.09
586.00	Payroll + tax	12,407.05	4,133.29	(1,542.09)	2,905.68	1,430.10	6,233.12	3,308.35	2,962.26	1,718.34	2,397.50	4,996.82	(18,994.13)	21,956.30
587.00	Payroll + tax	5,527.36	5,529.87	6,521.89	5,843.16	5,466.88	7,114.03	6,479.57	5,333.35	5,866.77	6,704.20	5,243.99	6,222.93	71,884.00
588.00	Payroll + tax	1,858.83	1,464.46	1,973.13	2,165.06	2,171.05	2,016.96	2,654.61	1,848.20	1,701.40	2,065.78	1,737.44	1,837.72	23,494.65
592.00	Payroll + tax	-	-	197.89	542.71	-	123.52	10.03	-	248.07	-	531.81	-	1,654.04
593.00	Payroll + tax	25,756.62	30,549.62	27,598.34	22,133.32	26,898.50	27,302.67	28,257.72	23,313.31	31,230.29	30,093.51	26,603.81	26,569.71	326,307.42
593.99	Payroll + tax	-	-	-	147.54	91.70	-	71.78	261.86	17.96	712.64	-	-	1,303.47
594.00	Payroll + tax	764.72	-	-	-	154.94	12.72	-	44.61	168.47	-	278.61	140.89	1,564.96
595.00	Payroll + tax	-	-	201.67	(2.09)	-	-	-	-	-	92.86	-	-	292.44
596.00	Payroll + tax	-	-	-	-	-	-	-	-	111.51	-	-	-	111.51
597.00	Payroll + tax	50.32	-	108.81	-	-	-	-	-	79.60	-	-	-	238.74
902.00	Payroll + tax	4,766.51	5,759.07	5,812.08	5,530.67	4,391.93	5,894.89	5,883.60	5,080.74	6,038.17	5,469.56	3,731.87	4,982.26	63,341.36
903.00	Payroll + tax	12,520.51	8,778.65	12,427.05	15,724.16	12,966.56	13,744.18	13,314.54	12,953.13	12,000.70	14,445.97	7,473.27	8,533.22	144,881.94
908.00	Payroll + tax	4,079.55	2,451.03	3,380.56	2,349.29	1,930.92	2,527.04	2,740.42	2,981.03	2,615.44	2,418.50	2,251.25	3,641.72	33,366.75
909.00	Payroll + tax	299.23	349.06	168.21	516.54	620.80	244.43	143.56	(3.19)	592.25	17.72	187.20	453.84	3,589.64
920.00	Payroll + tax	18,749.53	18,603.05	16,048.33	19,170.58	17,076.02	20,296.07	18,509.35	17,432.31	16,228.47	17,846.24	16,802.17	18,141.66	214,903.78
921.00	Payroll + tax	-	-	-	-	-	-	-	-	-	232.61	-	-	232.61
925.00	Payroll + tax	0.00	(0.00)	0.00	(0.00)	(0.00)	0.00	0.00	(0.00)	0.00	0.00	3,321.97	6,072.27	9,394.25
926.00	Payroll + tax	0.00	(0.00)	0.00	0.00	0.00	(0.00)	(0.00)	0.00	0.00	17,799.24	16,384.58	34,183.82	
930.40	Payroll + tax	3,033.22	3,025.57	5,149.52	3,494.80	2,698.95	3,144.65	2,033.48	3,746.70	4,100.74	5,521.05	4,514.04	4,609.58	45,072.29
930.41	Payroll + tax	-	-	70.10	22.85	3,804.83	-	-	-	-	-	-	-	3,897.78
935.00	Payroll + tax	203.06	-	-	59.86	-	-	-	102.19	-	101.66	110.65	-	577.42
935.10	Payroll + tax	4,139.18	3,517.40	5,583.39	3,904.92	3,574.72	3,837.69	3,285.88	2,343.81	2,325.49	2,495.62	4,595.30	4,837.38	44,440.78
935.20	Payroll + tax	-	-	126.05	123.18	8.06	812.46	661.11	(12.31)	-	250.41	-	-	1,968.95
935.30	Payroll + tax	3,386.20	4,193.85	3,236.65	5,165.43	3,893.01	2,122.40	4,793.23	2,851.44	5,705.61	4,423.13	5,176.31	6,246.43	51,193.68
562.00	Benefits	-	-	-	-	-	-	-	-	-	118.65	-	-	118.65
570.00	Benefits	(5.16)	-	1,020.18	428.00	89.76	911.88	95.89	2,459.31	37.73	380.08	-	310.87	5,728.55
571.00	Benefits	147.57	730.25	693.12	744.40	2,199.19	818.83	279.02	1,106.03	369.03	630.68	354.23	73.33	8,145.68
580.00	Benefits	5,014.96	4,884.80	4,619.59	4,605.80	3,631.16	4,910.16	5,559.14	3,887.98	2,829.24	2,730.10	2,126.85	1,955.30	46,765.09
582.00	Benefits	4,039.80	3,745.27	2,988.96	2,154.95	1,748.13	1,786.42	2,969.64	1,414.26	2,191.04	1,247.23	819.64	1,970.81	26,676.15
583.00	Benefits	19,022.91	15,140.51	8,607.31	8,061.46	7,552.84	8,061.94	12,462.01	7,937.77	7,073.03	8,900.85	7,297.30	6,503.21	116,621.14
586.00	Benefits	5,881.70	3,692.40	1,742.31	2,069.17	1,338.85	1,608.72	2,192.76	912.54	828.19	1,088.52	1,507.56	1,431.92	32,294.65
587.00	Benefits	13,984.31	4,953.15	5,305.04	4,409.18	3,357.83	5,246.15	6,597.79	3,986.94	3,043.78	3,131.86	2,857.72	2,050.63	50,924

903.00	Benefits	13,496.35	7,765.27	10,189.08	12,019.74	7,983.67	10,053.82	13,550.72	9,752.61	6,218.86	6,729.76	3,918.32	2,829.65	104,507.84
908.00	Benefits	4,273.60	2,164.58	2,773.21	1,776.11	1,171.23	1,873.82	2,785.00	2,259.91	1,350.62	1,123.60	898.81	1,082.79	23,533.28
909.00	Benefits	332.83	304.27	136.25	410.55	379.13	169.24	157.01	(11.44)	320.55	(2.21)	71.82	126.72	2,994.73
920.00	Benefits	19,940.92	16,787.96	12,999.17	14,624.88	10,544.34	14,872.44	18,632.95	13,241.30	8,357.19	8,429.73	7,744.42	5,542.79	151,718.08
926.00	Benefits	0.00	0.00	(0.00)	-	(0.00)	(0.00)	0.00	(0.00)	0.00	0.00	(24,554.34)	(22,090.46)	(46,644.80)
930.40	Benefits	3,275.78	2,662.65	4,155.10	2,712.27	1,614.12	2,330.47	2,068.01	2,807.52	2,208.39	2,572.90	2,047.98	1,319.14	29,774.33
930.41	Benefits	-	-	60.19	14.12	2,368.89	-	-	-	-	-	-	-	2,443.20
935.00	Benefits	230.56	-	-	44.16	-	-	-	76.72	-	45.29	65.01	-	461.75
935.10	Benefits	4,392.91	3,102.18	4,615.52	2,900.62	2,235.48	2,807.14	3,254.06	1,769.13	1,218.07	1,170.82	1,983.47	1,429.87	30,879.28
935.20	Benefits	-	-	110.44	93.55	(1.30)	604.72	696.07	(44.22)	-	124.51	-	-	1,583.78
935.30	Benefits	3,444.71	3,953.80	2,485.25	4,025.82	2,328.07	1,496.61	4,926.83	2,118.90	3,071.30	2,021.07	2,751.66	2,096.93	34,720.95
571.00	Inventory	-	-	-	-	305.69	182.49	-	-	-	-	-	-	488.19
587.00	Inventory	1,989.79	1,965.47	934.08	3,363.11	667.59	644.69	2,049.64	463.56	1,350.08	1,747.86	1,901.15	1,462.62	18,539.63
593.00	Inventory	921.10	2,529.03	1,316.02	1,641.27	878.50	(2,216.25)	2,229.31	717.36	(2,450.48)	853.99	459.70	295.80	7,175.35
562.00	Substations	-	-	-	-	-	-	-	21.21	-	-	-	-	21.21
570.00	Substations	16,237.23	18,095.85	1,273.87	9,534.09	-	950.97	6,489.20	9,194.32	-	1,190.24	-	3,287.45	66,253.24
582.00	Substations	-	-	-	6,151.33	-	17.86	59.84	456.98	304.53	1,803.21	-	-	8,793.76
592.00	Substations	352.16	571.46	1,654.01	-	-	2,130.03	332.56	-	-	1,312.80	-	-	6,353.01
571.00	Line Maintenance	-	-	-	413.55	-	-	-	-	-	-	824.86	-	1,238.42
580.00	Line Maintenance	-	-	-	-	210.35	-	639.00	-	-	-	-	-	849.35
583.00	Line Maintenance	-	54.63	-	-	-	-	-	-	-	-	-	-	54.63
586.00	Line Maintenance	-	32.24	-	-	534.33	-	-	2,457.52	65.56	-	-	-	118.50
587.00	Line Maintenance	-	-	-	-	-	-	-	-	(1,813.97)	-	-	(282.13)	(2,096.10)
588.00	Line Maintenance	405.94	-	566.83	98.35	554.59	36.24	-	-	43.38	-	93.18	15.53	1,814.03
592.00	Line Maintenance	-	88.75	-	-	-	-	-	-	-	-	-	-	88.75
593.00	Line Maintenance	518.72	(708.25)	140.16	5,784.79	1,312.84	88.39	2,575.42	16.32	49.46	(1,828.22)	220.36	29.90	8,199.90
594.00	Line Maintenance	-	-	-	11.05	101.09	-	96.02	-	111.49	-	200.79	-	520.43
595.00	Line Maintenance	-	-	-	-	-	1,751.77	-	-	-	-	-	-	1,751.77
597.00	Line Maintenance	-	-	349.13	-	-	-	-	-	-	-	-	-	349.13
908.00	Line Maintenance	-	-	-	-	-	1,035.30	-	-	-	-	-	-	1,035.30
921.00	Line Maintenance	-	-	-	-	-	-	-	-	-	-	-	11.83	11.83
930.40	Line Maintenance	-	-	-	-	-	-	-	-	-	-	43.66	-	43.66
935.30	Line Maintenance	487.73	-	-	154.89	298.08	-	-	468.34	168.04	278.13	-	-	1,855.22
571.00	Tree trimming	-	-	-	-	-	3,383.75	-	-	365.54	1,499.34	-	-	5,248.64
593.00	Tree trimming	8,307.17	11,526.82	14,433.25	7,840.90	9,046.27	10,733.49	12,274.57	12,564.79	10,369.02	10,232.67	10,090.74	12,925.70	130,345.39
593.00	Equipment and Tools	-	-	-	17.42	-	-	-	-	24.89	-	-	-	42.31
935.00	Equipment and Tools	-	-	-	-	-	-	-	-	136.34	-	-	-	136.34
935.30	Equipment and Tools	134.32	286.13	638.51	782.61	1,647.54	508.46	1,853.98	879.37	2,271.74	1,331.19	1,182.01	883.06	12,998.92
562.00	Utilities	611.71	459.74	397.77	279.07	211.05	228.94	235.83	294.91	270.03	361.06	120.01	319.04	3,789.14
582.00	Utilities	169.68	143.59	228.89	86.28	-	98.67	139.49	149.64	468.04	357.05	109.39	137.53	2,086.24
588.00	Utilities	96.09	194.05	194.02	184.05	205.33	695.84	217.71	222.42	246.90	254.08	504.22	327.71	3,342.41
921.00	Utilities	2,551.27	2,903.73	3,857.30	2,818.78	2,690.88	2,706.45	2,743.86	2,915.55	2,877.24	2,836.08	2,483.38	3,780.50	35,165.02
929.00	Utilities	(1,475.74)	(1,140.58)	(1,110.37)	(779.81)	(517.62)	(700.69)	(742.82)	(851.27)	(1,104.80)	(1,076.65)	(577.24)	(966.34)	(11,043.92)
588.00	Supplies (Incl. some IT)	183.21	1,003.33	622.99	5,434.28	784.49	933.77	620.54	482.82	489.25	538.45	971.98	5,012.17	17,077.29
593.00	Supplies (Incl. some IT)	-	-	-	-	7.56	-	-	-	-	-	-	-	7.56
903.00	Supplies (Incl. some IT)	-	643.30	583.89	608.89	-	432.99	465.25	192.81	-	-	78.49	506.94	3,512.55
908.00	Supplies (Incl. some IT)	-	43.25	-	4.58	-	-	-	-	-	-	-	-	47.82
920.00	Supplies (Incl. some IT)	0.01	-	-	-	-	-	-	-	-	-	-	-	0.01
921.00	Supplies (Incl. some IT)	5,028.02	10,462.34	12,045.81	8,703.02	10,639.86	8,175.88	12,323.24	13,346.22	12,162.02	9,502.08	14,147.52	16,636.17	133,172.17
935.00	Supplies (Incl. some IT)	4.41	148.85	18.92	859.03	106.03	96.15	951.80	-	904.88	888.68	1,777.01	1,337.61	7,093.38
935.10	Supplies (Incl. some IT)	-	-	-	-	-	-	-	-	-	-	-	116.42	116.42
935.30	Supplies (Incl. some IT)	-	-	-	92.65	25.22	-	-	21.50	10.08	-	-	-	149.45
562.00	Safety	-	-	-	-	-	-	-	-	-	40.04	-	-	40.04
570.00	Safety	(0.17)	-	93.26	74.30	9.32	112.58	6.68	350.69	5.84	75.66	-	89.46	817.62
571.00	Safety	6.63	124.54	111.42	116.84	261.50	77.29	26.86	154.21	58.98	130.68	80.99	21.42	1,171.34
580.00	Safety	174.15	708.65	415.66	669.97	417.46	546.26	410.89	513.59	446.83	550.07	421.00	533.46	5,807.99
582.00	Safety	129.04	498.23	298.98	314.44	247.00	163.97	205.58	141.71	352.31	335.66	168.10	400.11	3,255.15
583.00	Safety	664.02	2,111.18	766.42	1,239.48	959.60	649.97	884.00	808.14	1,132.72	2,173.13	1,347.77	1,581.07	14,317.52
586.00	Safety	424.55	643.81	164.14	307.20	188.49	170.29	175.45	124.78	130.31	207.42	276.53	369.88	3,182.85
587.00	Safety	219.92	723.83	516.71	671.11	424.91	484.35	507.19	488.84	482.29	743.12	583.08	509.32	6,354.67
588.00	Safety	65.14	207.54	217.31	244.18	162.99	141.70	197.38	154.47	138.90	230.23	169.61	166.05	2,095.49
592.00	Safety	-	-	12.18	69.40	-	6.70	-	-	20.54	-	57.72	-	166.53
593.00	Safety	957.35	3,943.77	2,620.85	2,495.87	2,145.13	1,643.77	2,253.97	1,944.46	2,615.14	3,332.92	2,685.68	2,148.39	28,787.30
593.99	Safety	-	-	-	635.61	9.87	-	5.73	26.04	-	80.81	7,240.04	-	7,998.09
594.00	Safety	22.19	-	-	-	10.79	-	-	2.64	13.95	-	32.63	2.58	84.77
595.00	Safety	-	-	12.30	(1.07)	-	-	-	-	-	8.53	-	-	19.76
597.00	Safety	1.73	-	6.40	-	-	-	-	-	6.16	-	-	-	14.29
902.00	Safety	172.82	729.24	480.66	627.14	299.69	291.88	423.20	378.79	488.79	717.96	285.18	328.86	5,224.22
903.00	Safety	463.72	1,123.58	1,030.15	1,804.85	981.47	875.11	1,018.00	1,131.99	988.41	1,608.70	767.34	720.40	12,513.73
908.00	Safety	143.53	308.28	266.43	264.09	138.48	165.20	202.33	258.38	214.80	267.91	173.12	269.76	2,672.34
909.00	Safety	11.27	43.33	13.10	61.05	44.81	14.92	11.42	(1.31)	50.99	(0.53)	13.84	32.06	294.95
920.00	Safety	674.87	2,390.96	1,248.89	2,174.75	1,246.68	1,311.22	1,353.62	1,538.15	1,329.13	2,008.61	1,491.87	1,402.36	18,171.10
921.00	Safety	-	-	-	-	-	13.57	9.22	-	-	-	-	-	63.02
925.00	Safety	0.00	(0.00)	-	0.00	-	(0.00)	(0.00)	(0.00)	(0.00)	(0.00)	(4,887.27)	(7,963.12)	(12,850.39)
930.40	Safety	107.96	390.98	387.53	403.30	190.81	200.43	150.23	325.65	349.96	612.58	394.44	340.04	3,853.92
930.41	Safety	-	-	5.79	2.11	295.58	-	-	-	-	-	-	-	303.48
935.00	Safety	10.36	-	-	7.65	-	-	-	6.05	-	15.28	15.44	-	54.78
935.10	Safety	148.68	441.82	443.45	431.33	264.29	247.48	236.40	205.21	193.71	279.20	382.03	361.74	3,635.34
935.20	Safety	-	-	10.59	13.90	(0.16)	53.32	46.58	(4.36)	-	33.60	-	-	153.47

935.30 Safety	122.63	553.90	204.15	614.42	286.18	145.94	352.43	247.44	487.35	495.60	534.34	526.70	4,571.06
586.00 IT	-	20.45	-	-	-	-	-	-	-	-	36.53	34.56	91.53
920.00 IT	-	-	-	-	-	-	-	-	-	-	-	106.10	106.10
921.00 IT	-	37.65	37.65	37.65	37.65	37.65	37.65	37.65	37.65	-	210.06	1,317.64	1,828.93
930.40 IT	-	-	909.72	570.50	427.99	907.34	-	-	-	-	-	-	2,839.10
935.10 IT	-	258.26	508.45	(43.14)	854.12	3,122.06	2,272.12	888.29	7,240.34	751.41	231.12	292.81	16,375.84
935.20 IT	89.56	818.40	146.30	450.06	83.61	390.29	172.15	-	139.53	60.53	-	1,881.51	4,231.94
935.30 IT	-	-	-	-	-	-	-	33.38	-	-	-	-	33.38
909.00 HR	-	-	-	-	39.64	-	-	-	-	-	-	-	39.64
920.00 HR	-	-	239.57	-	161.51	-	-	-	-	-	-	-	401.08
921.00 HR	-	-	-	-	-	-	-	-	-	-	-	-	304.76
926.00 HR	-	-	-	(0.00)	0.00	-	-	0.00	-	(0.00)	6,522.50	4,812.22	11,334.72
930.40 HR	-	1,142.80	165.94	130.05	350.99	2,001.77	582.40	773.09	381.76	388.93	682.75	313.42	6,913.89
921.00 Board	2.16	42.78	79.18	34.10	-	83.20	13.41	43.04	56.29	74.91	5.76	81.00	515.83
923.00 Board	-	-	323.01	-	-	-	-	-	-	-	-	-	323.01
930.10 Board	-	-	-	-	-	-	-	-	-	-	-	-	15.80
930.42 Board	53.84	15,279.74	13,267.70	53.84	53.84	779.24	10,148.52	6,539.97	541.63	5,901.09	2,938.09	2,114.72	57,672.20
930.50 Board	3,122.27	3,251.03	3,206.49	3,202.98	3,122.27	3,206.49	3,206.75	3,207.50	3,239.37	3,224.35	3,204.19	6,362.03	41,555.72
588.00 Subscriptions/Memberships	-	25.88	-	-	-	-	-	-	-	-	-	-	25.88
907.00 Subscriptions/Memberships	-	911.46	455.73	455.73	455.73	455.73	455.73	455.73	455.73	455.73	432.85	432.85	5,422.98
908.00 Subscriptions/Memberships	1,152.08	4,684.89	2,294.63	2,295.98	2,765.37	2,288.03	2,284.51	2,285.20	2,283.22	3,485.59	2,230.09	2,257.01	30,306.60
909.00 Subscriptions/Memberships	1,152.08	830.89	266.27	266.27	266.27	369.80	266.27	349.51	266.27	266.27	252.90	387.49	4,940.29
921.00 Subscriptions/Memberships	-	-	96.28	-	-	-	-	109.82	-	-	99.42	24.23	329.75
925.00 Subscriptions/Memberships	-	-	-	-	-	-	-	0.00	-	-	1,616.26	1,721.55	3,337.81
926.00 Subscriptions/Memberships	-	-	-	-	-	-	-	-	-	-	32.67	33.10	65.77
928.00 Subscriptions/Memberships	134.26	-	-	105.83	-	-	108.13	-	-	71.67	-	-	419.89
930.10 Subscriptions/Memberships	4,283.93	3,408.03	1,481.55	2,793.82	1,477.15	3,577.95	2,583.56	1,550.33	2,581.79	2,319.46	1,411.21	1,761.85	29,230.61
930.20 Subscriptions/Memberships	-	-	-	-	161.51	-	6,279.38	-	-	30.20	-	-	6,471.09
935.30 Subscriptions/Memberships	-	-	-	-	-	-	-	-	-	-	-	-	41.40
930.40 Subscriptions/Memberships	-	-	-	-	30.20	-	-	-	134.59	-	-	-	363.85
935.10 Subscriptions/Memberships	-	-	29.24	29.24	29.24	265.56	29.24	29.24	29.33	29.33	29.24	29.24	528.88
935.30 Subscriptions/Memberships	-	-	-	-	-	-	-	-	-	-	-	-	41.40
562.00 Transportation	-	-	-	-	-	-	-	-	-	129.09	-	-	129.09
570.00 Transportation	-	-	428.38	101.05	3.02	1,177.05	59.31	1,824.05	5.93	204.37	-	801.90	4,605.07
571.00 Transportation	28.75	473.13	490.92	549.60	1,943.70	504.12	178.89	637.47	260.24	204.23	199.77	300.77	5,771.59
580.00 Transportation	365.00	604.79	965.12	598.38	874.06	1,110.34	645.57	392.81	465.14	1,642.09	929.27	917.06	9,509.63
582.00 Transportation	1,957.05	2,666.24	1,790.16	1,423.10	1,494.84	1,570.55	1,492.16	524.62	1,804.75	2,474.87	1,368.57	3,140.15	21,707.05
583.00 Transportation	4,811.58	7,965.65	5,131.44	4,404.68	7,596.20	3,144.38	6,460.37	4,873.05	5,898.70	6,317.03	5,042.21	8,508.92	70,154.23
586.00 Transportation	2,877.64	1,663.91	1,217.20	918.02	1,404.42	929.92	753.47	520.99	591.83	1,414.86	1,040.52	1,897.11	15,139.90
587.00 Transportation	1,084.30	2,241.33	3,112.80	1,762.66	2,837.17	2,404.01	2,374.58	1,627.46	1,581.01	3,060.84	2,702.00	3,989.33	28,777.49
588.00 Transportation	36.92	23.15	396.42	324.01	594.44	26.23	410.85	-	8.16	782.04	10.15	82.78	2,695.14
592.00 Transportation	-	-	122.32	89.11	-	36.63	-	-	155.48	-	458.33	-	861.87
593.00 Transportation	5,796.94	10,123.11	9,843.30	5,770.76	11,028.18	6,670.88	8,290.35	7,077.87	11,504.31	10,570.56	5,787.23	6,441.52	98,905.03
593.99 Transportation	-	-	-	-	-	-	-	-	-	65.83	-	-	65.83
594.00 Transportation	106.36	-	-	-	-	-	-	5.47	8.16	-	218.82	-	338.80
597.00 Transportation	13.94	-	-	-	-	-	-	-	-	-	-	-	13.94
902.00 Transportation	2,449.68	5,039.47	5,652.35	2,958.46	3,399.22	3,771.08	4,385.37	2,884.89	3,097.61	3,857.18	2,655.78	4,882.96	45,034.05
903.00 Transportation	1,022.93	-	1,924.91	1,456.00	1,897.87	1,516.84	1,105.14	708.70	720.61	1,797.55	10.15	-	12,220.71
908.00 Transportation	502.38	628.00	6.54	98.53	14.88	5.50	-	2.18	33.79	268.19	-	210.74	1,770.74
909.00 Transportation	71.81	133.04	-	203.25	-	-	-	-	7.21	-	-	-	415.30
920.00 Transportation	-	-	-	40.79	-	63.48	43.88	-	52.69	20.51	-	-	221.35
921.00 Transportation	-	-	-	-	-	-	1.29	-	-	-	-	-	1.29
925.00 Transportation	-	-	113.08	44.37	(157.45)	262.25	(203.73)	367.51	(426.04)	17.42	243.60	7.15	268.17
926.00 Transportation	148.21	445.50	(430.58)	(163.13)	73.31	415.27	(488.58)	15.00	(10.10)	(4.90)	694.03	247.40	941.43
930.40 Transportation	115.46	49.68	675.59	4.17	70.66	308.23	27.14	22.80	9.41	146.65	142.47	41.08	1,613.33
930.41 Transportation	-	-	-	-	840.56	-	-	-	-	-	-	-	840.56
935.00 Transportation	-	-	-	-	-	-	-	-	-	1.29	-	-	1.29
935.10 Transportation	-	-	-	-	-	2.93	-	-	-	-	-	-	2.93
935.30 Transportation	2.78	-	43.50	70.89	45.39	-	49.77	56.59	55.49	19.36	95.81	20.10	459.67
562.00 Property Tax	5,307.16	5,307.16	5,307.16	5,307.16	5,307.16	5,307.16	3,569.41	4,998.47	5,253.28	(184.29)	2,239.60	2,239.60	49,959.06
571.00 Property Tax	8,133.66	8,133.66	8,133.66	8,133.66	8,133.66	8,133.66	5,701.49	7,984.22	8,391.21	(294.37)	3,381.41	3,381.41	77,351.31
582.00 Property Tax	2,545.16	2,545.16	2,545.16	2,545.16	2,545.16	2,545.16	1,711.81	2,397.12	2,519.32	(88.38)	1,080.66	1,080.66	23,972.16
583.00 Property Tax	20,642.73	20,642.73	20,642.73	20,642.73	20,642.73	20,642.73	13,883.57	19,442.12	20,433.12	(716.82)	8,347.38	8,347.38	193,593.14
584.00 Property Tax	396.10	396.10	396.10	396.10	396.10	396.10	266.42	373.03	392.08	(13.76)	167.63	167.63	3,729.63
585.00 Property Tax	362.46	362.46	362.46	362.46	362.46	362.46	243.79	341.39	358.80	(12.59)	151.28	151.28	3,408.72
586.00 Property Tax	1,727.15	1,727.15	1,727.15	1,727.15	1,727.15	1,727.15	1,161.59	1,626.67	1,709.60	(59.98)	711.89	711.89	16,224.55
587.00 Property Tax	362.46	362.46	362.46	362.46	362.46	362.46	243.79	341.39	358.80	(12.59)	151.28	151.28	3,408.72
910.00 Property Tax	1,859.10	1,859.10	1,859.10	1,859.10	1,859.10	1,859.10	1,250.38	1,750.95	1,840.20	(64.57)	738.97	738.97	17,409.49
930.20 Property Tax	1,859.10	1,859.10	1,859.10	1,859.10	1,859.10	1,859.10	1,250.38	1,750.95	1,840.20	(64.57)	738.97	738.97	17,409.49
562.00 Insurance	235.88	235.88	235.88	235.88	235.88	235.88	331.60	331.60	331.60	3.85	235.88	235.88	2,885.70
570.00 Insurance	95.09	95.15	113.61	103.37	97.42	112.90	179.67	226.93	179.44	11.66	95.15	119.23	1,429.63
571.00 Insurance	375.91	387.71	386.29	388.27	429.95	389.82	304.49	322.37	311.21	19.56	394.43	380.14	4,090.15
580.00 Insurance	63.83	85.07	83.12	85.65	92.00	94.74	77.13	76.50	78.21	82.61	121.40	150.93	1,091.13
582.00 Insurance	1,324.76	1,336.11	1,326.12	1,313.51	1,317.90	1,307.33	1,319.43	1,306.14	1,340.03	39.21	1,318.90	1,399.53	14,648.95
583.00 Insurance	1,132.51	1,152.23	1,046.72	1,048.12	1,086.31	1,046.61	1,000.38	984.31	1,025.84	277.97	1,328.79	1,437.98	12,567.76
584.00 Insurance	17.40	17.40	17.40	17.40	17.40	17.40	15.56	15.56	15.56	-	17.40	17.40	185.91
585.00 Insurance	15.99	15.99	15.99	15.99	15.99	15.99	14.39	14.39	14.39	-	15.99	15.99	171.05
586.00 Insurance	252.54	144.81	106.62	113.86	109.59	106.46	99.60	87.04	91.94	32.85	165.49	187.72	1,498.51
587.00 Insurance	90.96	102.14	110.68	98.90	101.26	115.81	105.59	92.47	100.24	97.18	179.52	181.42	1,376.18

588.00	Insurance	24.84	22.50	29.26	30.80	34.42	27.68	37.64	26.75	24.56	30.17	51.70	45.83	386.16
592.00	Insurance	-	-	2.82	7.69	-	1.83	-	-	3.57	-	15.96	-	31.88
593.00	Insurance	347.89	467.73	407.03	310.51	426.54	378.41	398.67	343.02	465.11	432.07	822.01	713.07	5,512.06
593.99	Insurance	-	-	-	2.26	1.29	-	1.09	4.07	-	10.82	-	-	19.53
594.00	Insurance	10.11	-	-	-	2.62	-	-	0.66	2.42	-	9.03	0.66	25.51
595.00	Insurance	-	-	2.97	(0.14)	-	-	-	-	-	1.44	-	-	4.27
597.00	Insurance	0.68	-	1.54	-	-	-	-	-	-	1.16	-	-	3.39
902.00	Insurance	64.03	89.30	83.84	78.84	67.82	82.54	82.18	75.42	87.21	79.58	112.04	133.08	1,035.90
903.00	Insurance	170.21	134.50	181.11	226.43	202.58	190.67	187.32	191.36	174.33	208.47	227.72	229.77	2,324.48
908.00	Insurance	54.44	37.25	49.34	33.39	29.88	35.54	38.50	44.38	37.80	34.77	52.28	87.54	534.92
909.00	Insurance	4.21	5.24	2.43	7.70	9.61	3.21	2.16	(0.23)	8.98	(0.06)	4.17	10.25	57.68
910.00	Insurance	82.48	82.48	82.48	82.48	82.48	82.48	71.63	71.63	71.63	-	82.48	82.48	874.76
920.00	Insurance	252.49	288.90	231.23	274.83	267.22	282.15	257.59	259.94	233.87	260.81	450.51	448.23	3,507.79
925.10	Insurance	1,286.04	1,286.04	1,286.04	1,286.04	1,286.04	1,286.08	1,286.04	1,286.04	1,286.04	-	1,286.04	1,286.04	14,146.47
930.20	Insurance	82.48	82.48	82.48	82.48	82.48	82.48	71.63	71.63	71.63	-	82.48	82.48	874.76
930.40	Insurance	70.22	75.09	102.71	79.68	69.60	72.82	58.99	85.55	92.00	79.69	147.84	134.17	1,068.37
930.41	Insurance	-	-	1.07	0.26	60.14	-	-	-	-	-	-	-	61.47
930.50	Insurance	258.22	258.22	258.22	258.22	258.22	258.26	273.63	273.63	273.63	-	258.22	258.22	2,886.72
935.00	Insurance	2.77	-	-	0.85	-	-	-	1.51	-	1.47	3.69	-	10.29
935.10	Insurance	55.63	53.39	82.11	54.51	56.65	53.26	44.98	34.74	34.08	36.21	115.37	115.62	736.56
935.20	Insurance	-	-	1.97	1.76	(0.03)	11.47	9.59	(0.87)	-	3.92	-	-	27.81
935.30	Insurance	43.60	67.57	44.81	75.75	59.06	28.67	68.24	41.80	85.58	62.61	157.32	167.38	902.39
908.00	Sponsorships	-	1,615.07	1,602.43	(94.24)	1,345.89	2,418.31	705.75	674.33	21.98	-	-	1,204.52	9,494.03
909.00	Sponsorships	-	-	-	-	74.29	-	-	-	-	-	-	-	74.29
930.10	Sponsorships	-	-	517.65	-	206.02	-	-	-	29.61	-	-	119.79	873.08
588.00	Shop	-	-	-	60.88	-	-	-	-	132.52	-	-	-	193.39
935.00	Shop	-	-	-	-	-	-	-	-	-	74.30	-	-	74.30
935.30	Shop	157.12	16.51	54.33	276.96	25.52	187.57	104.33	223.53	-	94.52	110.70	191.46	1,442.56
923.00	Outside Services	5,703.74	1,188.52	4,425.03	615.96	1,744.62	2,397.26	11,788.38	323.01	731.25	2,571.05	1,763.12	31,951.36	65,203.30
903.00	Miscellaneous	-	-	130.04	-	-	-	-	-	-	-	-	-	130.04
908.00	Miscellaneous	-	-	138.92	-	-	-	-	-	-	-	-	-	138.92
930.00	Miscellaneous	1,569.93	327.19	1,218.06	169.55	481.06	659.96	3,244.70	88.91	201.30	707.67	485.29	8,796.65	17,950.28
930.41	Annual Meeting	-	-	2,469.12	1,090.93	6,946.95	226.31	33.85	-	-	-	-	-	10,767.15
904.00	Bad Debt	2,588.25	2,588.25	2,588.25	2,588.25	2,588.25	2,588.25	2,588.25	2,588.25	2,588.25	2,588.25	1,552.95	1,552.95	28,988.40

**EXHIBIT 9**

Supplemental Schedules

Mid-Kansas Division

**Western Cooperative Electric Association, Inc.  
Mid-Kansas Service Area  
34.5kV Formula Based Rate  
Exhibit 9 - Supplemental Information**

**Projected Plant for 2018 - from East (MKEC division) CWP**

**BEGINNING OF MONTH**

	Forecast	Forecast	Forecast	Forecast	Forecast	Forecast	Forecast	Forecast	Forecast	Forecast	Forecast	Forecast	Forecast
	Jan*	Feb	Mar	Apr	May	Jun	Jul	Aug	Sep	Oct	Nov	Dec	
Land and Land Rights (350, 360, 389)**	141,869	141,869	141,869	141,869	141,869	141,869	141,869	141,869	141,869	141,869	141,869	141,869	141,869
Production Plant													
Transmission Plant (352-358)	11,718,087	11,718,087	11,718,087	11,718,087	11,718,087	11,726,808	11,726,808	11,735,529	11,735,529	11,744,248	11,908,750	11,947,228	11,947,228
Distribution Plant (361-373)	21,980,833	22,105,042	22,229,251	22,356,271	22,480,480	22,607,186	22,740,951	22,865,160	22,991,864	23,118,883	23,243,091	23,367,299	23,367,299
General Plant (390-398)	4,347,723	4,347,723	4,368,320	4,406,643	4,413,797	4,483,923	4,789,281	4,884,345	4,884,345	4,884,345	4,884,345	4,884,345	4,884,345
<b>Beginning-of-month Plant</b>	<b>38,188,511</b>	<b>38,312,721</b>	<b>38,457,527</b>	<b>38,622,870</b>	<b>38,754,233</b>	<b>38,959,786</b>	<b>39,398,909</b>	<b>39,626,902</b>	<b>39,753,607</b>	<b>39,889,344</b>	<b>40,178,054</b>	<b>40,340,741</b>	<b>40,340,741</b>

**ADDITIONS**

	Totals												
	Jan	Feb	Mar	Apr	May	Jun	Jul	Aug	Sep	Oct	Nov	Dec	
Land and Land Rights	-	-	-	-	-	-	-	-	-	-	-	-	-
Production Plant	-	-	-	-	-	-	-	-	-	-	-	-	-
Transmission Plant	396,576	-	-	-	15,093	-	15,093	-	15,090	284,705	66,595	-	-
Distribution Plant	2,692,330	220,955	220,955	225,955	220,955	225,395	237,955	220,954	225,952	220,953	220,954	225,954	225,954
General Plant	558,840	-	21,450	39,910	7,450	73,030	318,000	99,000	-	-	-	-	-
<b>Plant Additions</b>	<b>3,647,746</b>	<b>220,955</b>	<b>242,405</b>	<b>265,865</b>	<b>228,405</b>	<b>313,518</b>	<b>555,955</b>	<b>335,047</b>	<b>225,993</b>	<b>241,042</b>	<b>505,658</b>	<b>287,549</b>	<b>225,954</b>

**RETIREMENTS**

	Totals												
	Jan	Feb	Mar	Apr	May	Jun	Jul	Aug	Sep	Oct	Nov	Dec	
Land and Land Rights	-	-	-	-	-	-	-	-	-	-	-	-	-
Production Plant	-	-	-	-	-	-	-	-	-	-	-	-	-
Transmission Plant	167,435	-	-	-	6,372.28	-	6,372	-	6,371	120,203	28,116	-	-
Distribution Plant	1,178,844	96,746	96,746	98,935	96,746	98,690	104,189	96,745	98,689	98,934	96,745	96,745	98,935
General Plant	22,218	-	853	1,587	296	2,903	12,643	3,936	-	-	-	-	-
<b>Plant Retirements</b>	<b>1,368,497</b>	<b>96,746</b>	<b>97,599</b>	<b>100,522</b>	<b>97,042</b>	<b>107,966</b>	<b>116,832</b>	<b>107,054</b>	<b>98,689</b>	<b>105,305</b>	<b>216,948</b>	<b>124,862</b>	<b>98,935</b>

**END OF MONTH**

														Avg	
	Jan	Feb	Mar	Apr	May	Jun	Jul	Aug	Sep	Oct	Nov	Dec			
Land and Land Rights	141,869	141,869	141,869	141,869	141,869	141,869	141,869	141,869	141,869	141,869	141,869	141,869	141,869	141,869	<b>141,869</b>
Production Plant															
Transmission Plant	11,718,087	11,718,087	11,718,087	11,718,087	11,726,808	11,726,808	11,735,529	11,735,529	11,744,248	11,908,750	11,947,228	11,947,228	11,947,228	11,947,228	<b>11,778,706</b>
Distribution Plant	22,105,042	22,229,251	22,356,271	22,480,480	22,607,186	22,740,951	22,865,160	22,991,864	23,118,883	23,243,091	23,367,299	23,494,319	23,494,319	23,494,319	<b>22,799,983</b>
General Plant	4,347,723	4,368,320	4,406,643	4,413,797	4,483,923	4,483,923	4,789,281	4,884,345	4,884,345	4,884,345	4,884,345	4,884,345	4,884,345	4,884,345	<b>4,676,313</b>
<b>End-of-month Plant</b>	<b>38,312,721</b>	<b>38,457,527</b>	<b>38,622,870</b>	<b>38,754,233</b>	<b>38,959,786</b>	<b>39,398,909</b>	<b>39,626,902</b>	<b>39,753,607</b>	<b>39,889,344</b>	<b>40,178,054</b>	<b>40,340,741</b>	<b>40,340,741</b>	<b>40,467,761</b>	<b>40,467,761</b>	<b>39,396,871</b>

**Transmission Plant Addition Project Details**

Project Code	Substation/Item	Project Description	Forecast	Forecast	Forecast	Forecast	Forecast	Forecast	Forecast	Forecast	Forecast	Forecast	Forecast	Forecast	Annual
			Jan	Feb	Mar	Apr	May	Jun	Jul	Aug	Sep	Oct	Nov	Dec	Total
1000-101	Plainville	1.8 Miles 34.5 Line Rebuild	\$ -	\$ -	\$ -	\$ -	\$ -	\$ -	\$ -	\$ -	\$ -	\$ -	\$ 284,705.00	\$ -	284,705
1000-100	Olmitz District	1.0 Mile 34.5 Line Rebuild	\$ -	\$ -	\$ -	\$ -	\$ -	\$ -	\$ -	\$ -	\$ -	\$ -	\$ -	\$ 66,595.00	66,595
1000-200	Eliaworth District	6 - 34.5 pole replacement	\$ -	\$ -	\$ -	\$ -	\$ 5,031.00	\$ -	\$ 5,031.00	\$ -	\$ 5,030.00	\$ -	\$ -	\$ -	15,092
1000-200	Olmitz District	6 - 34.5 pole replacement	\$ -	\$ -	\$ -	\$ -	\$ 5,031.00	\$ -	\$ 5,031.00	\$ -	\$ 5,030.00	\$ -	\$ -	\$ -	15,092
1000-200	Plainville District	6 - 34.5 pole replacement	\$ -	\$ -	\$ -	\$ -	\$ 5,031.00	\$ -	\$ 5,031.00	\$ -	\$ 5,030.00	\$ -	\$ -	\$ -	15,092
	<b>Totals</b>		\$ -	\$ -	\$ -	\$ -	\$ 15,093.00	\$ -	\$ 15,093.00	\$ -	\$ 15,090.00	\$ -	\$ 284,705.00	\$ 66,595.00	396,576

**General Plant Additions Project Details**

Description	Amount	Anticipated Completion in 2018
Cembre Cordless Crimping Tool	\$ 2,200.00	February
Spirinibs Simulated Load Test Box	\$ 2,000.00	PV/OL/EW April
2 Catheads for trucks	\$ 2,400.00	March
Welder & Safety Equipment	\$ 3,500.00	March
Generator	\$ 7,500.00	March
Additional Pole Yard Rock	\$ 4,200.00	May
Grade and Rock Pole Yard	\$ 67,070.00	May
Pipe Pole Bunks	\$ 38,500.00	February / March
LED Exterior lighting	\$ 7,260.00	March
LED Shop Lighting Upgrade	\$ 5,450.00	OL April
New OH Door for shed	\$ 1,760.00	May
Small Bucket w/ Material Handler and tools	\$ 170,000.00	June
Pickup w/ Service Body	\$ 52,000.00	July
Small Bucket w/ Material Handler	\$ 148,000.00	June
3/4 Ton Pickup	\$ 47,000.00	July
<b>Totals</b>	\$ 558,840.00	

\* From 2017 Year End per December 31, 2017 Trial Balance.  
\*\* Land and Land Rights asset does not depreciate. For ease of calculation, it is removed from each corresponding plant category/tracked separate (no plant balance change).

Western Cooperative Electric Association, Inc.  
Mid-Kansas Service Area  
34.5kV Formula Based Rate  
Exhibit 9 - Supplemental Information  
Projects from CWP/Detail - Western East (MKEC) for 2018

**Transmission Plant Addition Project Details**

WPYR/PR Code	District/Sub	Project Description	Totals	Forecast	Forecast	Forecast	Forecast	Forecast	Forecast	Forecast	Forecast	Forecast	Forecast	Forecast	Forecast
				Jan	Feb	Mar	Apr	May	Jun	Jul	Aug	Sep	Oct	Nov	Dec
1000-101	Plainville	1.8 Miles 34.5 Line Rebuild	\$ 284,705												\$ 284,705
1000-100	Olmitz District	1.0 Mile 34.5 Line Rebuild	\$ 66,595												\$ 66,595
1000-200	Ellsworth District	6 - 34.5 pole replacement	\$ 15,092					\$ 5,031.00		\$ 5,031		\$ 5,030			
1000-200	Olmitz District	6 - 34.5 pole replacement	\$ 15,092					\$ 5,031.00		\$ 5,031		\$ 5,030			
1000-200	Plainville District	6 - 34.5 pole replacement	\$ 15,092					\$ 5,031.00		\$ 5,031		\$ 5,030			
<b>Totals</b>			<b>\$ 396,576</b>	<b>\$ -</b>	<b>\$ -</b>	<b>\$ -</b>	<b>\$ -</b>	<b>\$ 15,093</b>	<b>\$ -</b>	<b>\$ 15,093</b>	<b>\$ -</b>	<b>\$ 15,090</b>	<b>\$ -</b>	<b>\$ 284,705</b>	<b>\$ 66,595</b>

**Distribution Plant Addition Project Details**

District	Description	Totals	Forecast	Forecast	Forecast	Forecast	Forecast	Forecast	Forecast	Forecast	Forecast	Forecast	Forecast	Forecast	Forecast
			Jan	Feb	Mar	Apr	May	Jun	Jul	Aug	Sep	Oct	Nov	Dec	
PV/OL/EW	Capacitor Replacement	\$ 3,800	\$ 317	\$ 317	\$ 317	\$ 317	\$ 317	\$ 317	\$ 317	\$ 317	\$ 317	\$ 316	\$ 316	\$ 316	\$ 316
PV/OL/EW	Distribution Line Rebuilds	\$ 1,319,726	\$ 109,977	\$ 109,977	\$ 109,977	\$ 109,977	\$ 109,977	\$ 109,977	\$ 109,977	\$ 109,977	\$ 109,977	\$ 109,977	\$ 109,977	\$ 109,978	\$ 109,978
PV/OL/EW	Distribution Transformers	\$ 181,340	\$ 15,112	\$ 15,112	\$ 15,112	\$ 15,112	\$ 15,112	\$ 15,112	\$ 15,112	\$ 15,112	\$ 15,112	\$ 15,111	\$ 15,111	\$ 15,111	\$ 15,111
PV/OL/EW	Improvement of Service	\$ 124,015	\$ 10,335	\$ 10,335	\$ 10,335	\$ 10,335	\$ 10,335	\$ 10,335	\$ 10,335	\$ 10,335	\$ 10,334	\$ 10,334	\$ 10,334	\$ 10,334	\$ 10,334
PV/OL/EW	Metering	\$ 54,300	\$ 4,525	\$ 4,525	\$ 4,525	\$ 4,525	\$ 4,525	\$ 4,525	\$ 4,525	\$ 4,525	\$ 4,525	\$ 4,525	\$ 4,525	\$ 4,525	\$ 4,525
PV/OL/EW	Minor Projects	\$ 317,500	\$ 26,458	\$ 26,458	\$ 26,458	\$ 26,458	\$ 26,458	\$ 26,458	\$ 26,458	\$ 26,458	\$ 26,458	\$ 26,459	\$ 26,459	\$ 26,459	\$ 26,459
PV/OL/EW	New WO Construction	\$ 234,519	\$ 19,543	\$ 19,543	\$ 19,543	\$ 19,543	\$ 19,543	\$ 19,543	\$ 19,543	\$ 19,543	\$ 19,543	\$ 19,543	\$ 19,544	\$ 19,544	\$ 19,544
PV/OL/EW	Padmount Transformers	\$ 8,880	\$ -	\$ -	\$ -	\$ -	\$ 4,440	\$ -	\$ -	\$ -	\$ 4,440	\$ -	\$ -	\$ -	\$ -
OL	Pole Inspections	\$ 20,000	\$ -	\$ -	\$ 5,000	\$ -	\$ -	\$ 5,000	\$ -	\$ -	\$ -	\$ 5,000	\$ -	\$ -	\$ 5,000
PV/OL/EW	Pole Replacements	\$ 304,050	\$ 25,338	\$ 25,338	\$ 25,338	\$ 25,338	\$ 25,338	\$ 25,338	\$ 25,337	\$ 25,337	\$ 25,337	\$ 25,337	\$ 25,337	\$ 25,337	
EL	Rebuilding Sectionalizing Equipment	\$ 12,000	\$ -	\$ -	\$ -	\$ -	\$ -	\$ 12,000	\$ -	\$ -	\$ -	\$ -	\$ -	\$ -	
PV/OL/EW	Regulator Replacement	\$ 42,000	\$ 3,500	\$ 3,500	\$ 3,500	\$ 3,500	\$ 3,500	\$ 3,500	\$ 3,500	\$ 3,500	\$ 3,500	\$ 3,500	\$ 3,500	\$ 3,500	
PV/OL/EW	Sectionalizing Equipment	\$ 60,000	\$ 5,000	\$ 5,000	\$ 5,000	\$ 5,000	\$ 5,000	\$ 5,000	\$ 5,000	\$ 5,000	\$ 5,000	\$ 5,000	\$ 5,000	\$ 5,000	
PV/OL/EW	Security Lights	\$ 10,200	\$ 850	\$ 850	\$ 850	\$ 850	\$ 850	\$ 850	\$ 850	\$ 850	\$ 850	\$ 850	\$ 850	\$ 850	
<b>Totals</b>			<b>\$ 2,692,330</b>	<b>\$ 220,955</b>	<b>\$ 220,955</b>	<b>\$ 225,955</b>	<b>\$ 220,955</b>	<b>\$ 225,395</b>	<b>\$ 237,955</b>	<b>\$ 220,954</b>	<b>\$ 225,393</b>	<b>\$ 225,952</b>	<b>\$ 220,953</b>	<b>\$ 220,954</b>	<b>\$ 225,954</b>

**General Plant Additions Project Details**

District	Description	Totals	Forecast	Forecast	Forecast	Forecast	Forecast	Forecast	Forecast	Forecast	Forecast	Forecast	Forecast	Forecast	
			Jan	Feb	Mar	Apr	May	Jun	Jul	Aug	Sep	Oct	Nov	Dec	
PV/OL/EW	Cembre Cordless Crimping Tool	\$ 2,200		\$ 2,200											
PV/OL/EW	Spinlab Simulated Load Test Box	\$ 2,000				\$ 2,000									
EW	2 Catheds for trucks	\$ 2,400			\$ 2,400										
OL	Welder & Safety Equipment	\$ 3,500			\$ 3,500										
OL	Generator	\$ 7,500			\$ 7,500										
EW	Additional Pole Yard Rock	\$ 4,200					\$ 4,200								
OL	Grade and Rock Pole Yard	\$ 67,070					\$ 67,070								
OL	Pipe Pole Bunks	\$ 38,500		\$ 19,250	\$ 19,250										
PV/EW	LED Exterior Lighting	\$ 7,260			\$ 7,260										
OL	LED Shop Lighting Upgrade	\$ 5,450				\$ 5,450									
PV	New OH Door for shed	\$ 1,760					\$ 1,760								
EW	Small Bucket w/ Material Handler and tools	\$ 170,000						\$ 170,000							
OL	Pickup w/ Service Body	\$ 52,000							\$ 52,000						
PV	Small Bucket w/ Material Handler	\$ 148,000						\$ 148,000							
PV	3/4 Ton Pickup	\$ 47,000							\$ 47,000						
<b>Totals</b>			<b>\$ 558,840</b>	<b>\$ -</b>	<b>\$ 21,450</b>	<b>\$ 39,910</b>	<b>\$ 7,450</b>	<b>\$ 73,030</b>	<b>\$ 318,000</b>	<b>\$ 99,000</b>	<b>\$ -</b>	<b>\$ -</b>	<b>\$ -</b>	<b>\$ -</b>	<b>\$ -</b>

**Western Cooperative Electric Association, Inc.**  
**Mid-Kansas Service Area**  
**34.5kV Formula Based Rate**  
**Exhibit 9 - Supplemental Information**

**Transmisison**

		2017		2018		2018
Account		12 mo Avg	Weighted	12 mo Avg	Depr.	Depr.
		Balances	Average	Balances	Rates <sup>1</sup>	Expense
1.352.0	Structure & Improvements	243,772	2.09%	246,371	2.110%	5,198
1.353.0	Station Equipment	5,940,769	50.97%	6,004,093	1.830%	109,875
1.355.0	Pole & Fixtures	2,731,879	23.44%	2,760,998	3.300%	91,113
1.356.0	OH Conductor & Devices	2,738,059	23.49%	2,767,245	1.880%	52,024
1.358.0	Underground Conductor	-	0.00%	-	2.390%	-
		11,654,480	100.00%	11,778,706		258,210
1.350.0		38,031		38,031	N/A	-
		<u>11,692,510</u>		<u>11,816,737</u>		<u>258,210</u>
1.108.5	Accum. Depr.	<u>5,400,704</u>		<u>5,658,915</u>		

<sup>1</sup> KCC-approved per S&A in 09-MKEE-969-RTS, Exhibit 4. Depreciation rates for GL account 358 was not listed in the aforementioned S&A.



Western Cooperative Electric Association, Inc.  
Mid-Kansas Service Area  
34.5kV Formula Based Rate  
Exhibit 9 - Supplemental Information

Distribution		2017		2018		
		12 mo Avg Balances	Weighted Average	12 mo Avg Balances	Depr. Rates <sup>1</sup>	2018 Depr. Expense
Account						
1. 361.0	STRUCTURES/IMPROVEMENTS- DISTR	42,674	0.21%	47,912	1.73%	829
1. 362.0	DIST PLT STATION EQUIPMENT	1,804,542	8.89%	2,026,060	1.10%	22,287
1. 364.0	DIST PLT-POLES,TOWERS & FIXTURES	6,861,100	33.79%	7,703,342	4.66%	358,976
1. 365.0	DIST PLT OH COND & DEVICES	7,168,087	35.30%	8,048,013	1.49%	119,915
1. 366.0	UNDERGROUND CONDUIT	59,949	0.30%	67,308	1.62%	1,090
1. 367.0	DIST PLT UG CONDUCTOR & DEVICES	271,770	1.34%	305,132	4.51%	13,761
1. 368.0	DIST PLT LINE TRANSFORMERS	2,146,959	10.57%	2,410,512	1.97%	47,487
1. 369.0	DIST PLT SERVICES	66,006	0.33%	74,109	2.19%	1,623
1. 370.0	DIST PLANT METERS	1,345,384	6.63%	1,510,539	2.19%	33,081
1. 371.0	DIST PLT INSTALL ON CUST PREMISES - LIGHTS	540,684	2.66%	607,057	14.67%	89,055
		20,307,155	100.00%	22,799,983		688,105
1.360.0	DIST PLANT-LAND & RIGHTS	25,081		25,081		
		20,332,237		22,825,064		
1.108.6-108.61	ACC DEPR-DISTRIBUTION PLANT	7,530,311		8,218,416		

<sup>1</sup> From 04-AQLE-1065-RTS. The 09-MKEE-969-RTS only listed depr. rates for acct. 362 and 368.

**Western Cooperative Electric Association, Inc.**  
**Mid-Kansas Service Area**  
**34.5kV Formula Based Rate**  
**Exhibit 9 - Supplemental Information**

<b>General Plant</b>		<b>2017</b>		<b>2018</b>		<b>2018</b>
Account		<b>12 mo Avg</b>	<b>Weighted</b>	<b>12 mo Avg</b>	<b>Depr.</b>	<b>Depr.</b>
		<b>Balances</b>	<b>Average</b>	<b>Balances</b>	<b>Rates<sup>1</sup></b>	<b>Expense</b>
1.390.0	GEN PLT STRUCTURE & IMPROVEMENTS	2,195,839	51.07%	2,388,374	3.1600%	75,473
1.391.0	GEN PLT OFF FURN & FIXTURES	280,986	6.54%	305,623	21.7200%	66,381
1.392.0 <sup>2</sup>	GEN PLT TRANSPORTATION EQUIPMENT - SMALL	612,391	14.24%	666,086	11.5600%	-
1.393.0	GEN PLANT STORES EQUIPMENT	86,795	2.02%	94,406	4.7500%	4,484
1.394.0	GEN PLT TOOL, SHOP AND GARAGE EQUIP	57,014	1.33%	62,013	4.6500%	2,884
1.395.0	GEN PLT LAB EQUIPMENT	46,301	1.08%	50,360	4.9800%	2,508
1.396.01 <sup>2</sup>	TRANSPORTATION EQUIP SMALL BUCKETS	454,264	10.57%	494,094	6.9700%	-
1.396.02 <sup>2</sup>	TRANSPORTATION EQUIP LARGE BUCKETS/DIGGERS	426,212	9.91%	463,583	6.9700%	-
1.397.0	GEN PLT COMMUNICATION EQUIPMENT	128,742	2.99%	140,030	2.3300%	3,263
1.398.0	GEN PLT MISC EQUIPMENT	10,796	0.25%	11,742	7.4200%	871
		4,299,339	100.00%	4,676,313		155,864
1.389.0		78,757		78,757	N.A.	
		<u>4,378,096</u>		<u>4,755,070</u>		<u>155,864</u>
1.108.7 - 108.78	ACCUM. DEPR.	<u>1,843,051</u>		<u>1,998,915</u>		

<sup>1</sup> KCC-approved per S&A in 09-MKEE-969-RTS, Exhibit 4. Depreciation rates for GL account 398 was not listed in the aforementioned S&A.

<sup>2</sup> Zero out because it already hits overhead costs spread in other O&M accounts.

**Western Cooperative Electric Association, Inc.**  
**Mid-Kansas Service Area**  
**34.5kV Formula Based Rate**  
**Exhibit 9 - Supplemental Information**  
**2017 Principal Payments**

<b>Lender</b>	<b>Note</b>	<b>Stated Rate</b>	<b>Principal Payments 2017</b>
RUS-FFB	H0010	2.892%	\$ 331,125
RUS-FFB	H0015	3.403%	\$ 15,481
RUS-FFB	H0020	2.080%	\$ 10,582
RUS-FFB	H0025	2.613%	\$ 79,885
RUS-FFB	H0030	2.643%	\$ 103,419
RUS-FFB	H0035	2.090%	\$ 35,933
CoBank	RI0428T02	2.960%	\$ 119,272
CoBank	RI0428T03	3.070%	\$ 206,390
Western Division	Intercompany	3.000%	\$ -
CoBank Farm Credit Lease	61919	2.503%	\$ 128,895
			<b>\$ 1,030,983</b>

**Western Cooperative Electric Association, Inc.  
Mid-Kansas Service Area  
34.5kV Formula Based Rate  
Exhibit 9 - Supplemental Information  
2018 Budgeted Debt Service - SUMMARY<sup>1</sup>**

Loan Number	Rate Type	Stated Rate	Type	Amort Type	Outstanding Balance	Original Adv Amount	2018 Principal Payments Scheduled	2018 Interest Payments Scheduled <sup>2</sup>	FFB 0.125% Sec. 9 Interest	Loan Designation Code	Repricing Date	Original Note Date	Advance Date	Final Payment Date
H0010	LTF	2.892%	FFB	LDS	\$ 12,274,779	\$ 14,529,805	\$ 341,646	\$ 349,083	\$ 15,088	W8	N/A	1/15/2009	1/15/2009	12/31/2042
H0015	LTF	3.403%	FFB	LDS	\$ 617,542	\$ 721,195	\$ 16,065	\$ 20,680	\$ 760	W8	N/A	1/27/2009	1/27/2009	12/31/2042
H0020	LTF	2.080%	FFB	LDS	\$ 349,681	\$ 404,490	\$ 10,821	\$ 7,150	\$ 430	W8	N/A	6/4/2012	6/4/2012	12/31/2042
H0025	LTF	2.613%	FFB	LDS	\$ 3,494,816	\$ 3,763,756	\$ 82,214	\$ 90,018	\$ 4,306	X8	N/A	12/20/2012	12/20/2012	12/31/2046
H0030	LTF	2.643%	FFB	LDS	\$ 4,773,395	\$ 5,037,120	\$ 106,487	\$ 124,419	\$ 5,884	Y8	N/A	8/3/2015	8/3/2015	12/31/2047
H0035	LTF	2.090%	FFB	LDS	\$ 1,509,861	\$ 1,552,740	\$ 36,767	\$ 31,096	\$ 1,860	Y8	N/A	9/12/2016	9/12/2016	12/31/2047
H0040	LTF	2.875%	FFB	LDS	\$ -	\$ 1,633,250	\$ 26,025	\$ 42,449	\$ 1,846	Y8	N/A	2/14/2018	2/14/2018	12/31/2047
RI0428T02	LTF	2.960%	CoBank	LDS	\$ 687,447	\$ 1,223,858	\$ 119,272	\$ 22,205	\$ -	N/A	N/A	3/27/2013	3/27/2013	03/31/2023
RI0428T03	LTF	3.070%	CoBank	LDS	\$ 2,016,362	\$ 2,340,000	\$ 206,390	\$ 66,593	\$ -	N/A	N/A	5/17/2016	5/17/2016	05/20/2026
61919	CL	3.000%	CoBank Farm Credit		\$ 176,951	\$ 634,218	\$ 128,895	\$ 6,184	\$ -	N/A	N/A	4/11/2014	4/11/2014	04/11/2019
N/A	LTLOC	3.000%	WCE Intercompany <sup>3</sup>		\$ 3,419,801	\$ 1,528,927	\$ -	\$ -	\$ -	N/A	N/A	1/1/2010	1/1/2010	unknown

GRAND TOTAL \$ 29,320,634

**\$ 1,074,581**

**\$ 790,051**

LTF - Long-Term Fixed

CL - Capital Lease

LTLOC - Long-Term Line of Credit

<sup>1</sup> Monthly/quarterly detail per amortization schedules is available in Excel format. It will be shared on the designated website that will be made accessible for the parties to the Docket as appropriate under the Protocols.

<sup>2</sup> Please note that the interest rates listed here for the FFB loans do not include the additional 0.125% Section 9 Interest. To arrive at the total interest expense, include amount in the "FFB 0.125% Sec. 9 Interest"

<sup>3</sup> The Board voted to begin recording interest expense on the long-term payable /receivable between companies (native and acquired). This debt has been carried by the native system since the acquisition but interest expense for the borrowing was not being charged. to the acquired company until January 2015. The current rate of interest being charged on the outstanding monthly payable balance is 3%. At this time, no amounts are budgeted for repayment on this loan for 2018.

**Western Cooperative Electric Association, Inc.**  
**Mid-Kansas Service Area**  
**34.5kV Formula Based Rate**  
**Exhibit 9 - Supplemental Information**  
**G&T / Lender Pat Capital**

2017

<b>G&amp;T / Lender Pat Capital</b>	<b>Allocation</b>	<b>Cash Received</b>	<b>Dr. GL</b>	<b>Cr. GL</b>
MKEC	\$ 1,346,907.80	\$ -	123.100	423.000
United Ag Services	\$ -	\$ -	123.100	423.000
<b>Total</b>	<b>\$ 1,346,907.80</b>	<b>\$ -</b>		

NOTE: MKEC technically issues equity through a K-1, not patronage capital.

**EXHIBIT 10**

Dues, Donations, Charitable Contributions, Promotional Advertising, Penalties  
and Fines, and Entertainment Expenses  
Account Detail  
2017

Mid-Kansas Division

Western Cooperative Electric Association, Inc.  
East/MKEC Division 02  
Summary of Exclusions by GL - 2017

GL #	Advertising	Donation / Sponsorship	Dues	Excludable			Excludable			TOTAL EXCLUDED
				Annual Meeting Expense	Excludable Board Expenses	Excludable Employee Benefits	Misc General Expenses	Subscriptions	Touchstone	
920	\$ -	\$ -	\$ -	\$ -	\$ -	\$ -	\$ -	\$ -	\$ -	\$ -
921	\$ -	\$ -	\$ -	\$ -	\$ (243.39)	\$ (94.39)	\$ -	\$ (93.00)	\$ -	\$ (430.78)
925	\$ -	\$ -	\$ -	\$ -	\$ -	\$ (83.72)	\$ -	\$ -	\$ -	\$ (83.72)
925.1	\$ -	\$ -	\$ -	\$ -	\$ -	\$ -	\$ -	\$ -	\$ -	\$ -
926	\$ -	\$ (54.48)	\$ -	\$ -	\$ -	\$ (2,440.50)	\$ -	\$ -	\$ -	\$ (2,494.98)
928	\$ -	\$ -	\$ -	\$ -	\$ -	\$ -	\$ -	\$ -	\$ -	\$ -
929	\$ -	\$ -	\$ -	\$ -	\$ -	\$ -	\$ -	\$ -	\$ -	\$ -
930.1	\$ (4,517.16)	\$ (2,179.88)	\$ (411.00)	\$ -	\$ -	\$ -	\$ (576.70)	\$ (313.04)	\$ -	\$ (7,997.78)
930.2	\$ -	\$ -	\$ (3,181.88)	\$ -	\$ -	\$ -	\$ (52.00)	\$ -	\$ -	\$ (3,233.88)
930.4	\$ (84.00)	\$ -	\$ (65.00)	\$ -	\$ -	\$ (164.69)	\$ (50.87)	\$ -	\$ (18.45)	\$ (383.01)
930.41	\$ (1,354.24)	\$ -	\$ -	\$ (1,149.63)	\$ -	\$ -	\$ -	\$ -	\$ -	\$ (2,503.87)
930.42	\$ -	\$ -	\$ -	\$ -	\$ (1,341.63)	\$ -	\$ -	\$ -	\$ -	\$ (1,341.63)
930.5	\$ -	\$ -	\$ -	\$ -	\$ -	\$ -	\$ -	\$ -	\$ -	\$ -
935	\$ (33.75)	\$ -	\$ -	\$ -	\$ -	\$ -	\$ -	\$ -	\$ -	\$ (33.75)
935.1	\$ -	\$ -	\$ -	\$ -	\$ -	\$ -	\$ -	\$ -	\$ -	\$ -
935.2	\$ -	\$ -	\$ -	\$ -	\$ -	\$ (107.00)	\$ -	\$ -	\$ -	\$ (107.00)
935.3	\$ -	\$ -	\$ -	\$ -	\$ -	\$ -	\$ -	\$ -	\$ -	\$ -
	\$ (5,989.15)	\$ (2,234.36)	\$ (3,657.88)	\$ (1,149.63)	\$ (1,585.02)	\$ (2,890.30)	\$ (679.57)	\$ (406.04)	\$ (18.45)	\$ (18,610.40)

Summary of Exclusions by Category																				
Sum of MEAMT Row Labels	Column Labels 920.00	921.00	925.00	925.10	926.00	928.00	929.00	930.10	930.20	930.40	930.41	930.42	930.50	935.00	935.10	935.20	935.30	Grand Total	Excludable %	Adjustment
Advertising								\$ 4,517.16		\$ 84.00	\$ 1,354.24			\$ 33.75				\$ 5,989.15	100%	\$ (5,989.15)
Annual Meeting Meal											\$ 2,082.99							\$ 2,082.99	0%	\$ -
Annual Meeting Notices & Reports											\$ 7,800.15							\$ 7,800.15	0%	\$ -
Annual Meeting Office Supplies											\$ 130.38							\$ 130.38	0%	\$ -
Annual Meeting Parking											\$ 72.80							\$ 72.80	0%	\$ -
Annual Meeting Placemats											\$ 153.12							\$ 153.12	0%	\$ -
Annual Report Filing	\$	20.80																\$ 20.80	0%	\$ -
Banking Fees	\$	34,191.48																\$ 34,191.48	0%	\$ -
Board Credential Committee Expenses											\$ 62.40							\$ 62.40	0%	\$ -
Board Member CoBank Per Diem & Mileage										\$ 541.38	\$ 4,444.78							\$ 4,986.16	0%	\$ -
Board Member KEC Meeting Per Diem & Mileage								\$ 1,012.06			\$ 29,869.47							\$ 30,881.53	0%	\$ -
Board Member NRECA Per Diem & Mileage					\$ (1,066.00)			\$ 1,280.48			\$ 21,924.91							\$ 22,139.39	0%	\$ -
Board Member Per Diem & Mileage											\$ 2,829.41	\$ 37,190.88						\$ 40,020.29	0%	\$ -
Board Member Photos											\$ 22.88							\$ 22.88	0%	\$ -
Board Nominating Committee Expenses											\$ 593.08							\$ 593.08	0%	\$ -
Building Maintenance													\$ 4,043.22	\$ 179.43				\$ 4,222.65	0%	\$ -
Collection Expenses	\$	2,853.83																\$ 2,853.83	0%	\$ -
Donation / Sponsorship					\$ 108.96			\$ 4,359.76										\$ 4,468.72	50%	\$ (2,234.36)
Dues								\$ 822.00	\$ 6,363.76	\$ 130.00								\$ 7,315.76	50%	\$ (3,657.88)
Dues - KEC			\$ 18,335.34		\$ 374.67			\$ 13,071.87										\$ 31,781.88	0%	\$ -
Emergency Locate Fee	\$	2,181.80																\$ 2,181.80	0%	\$ -
Employee Benefit - 401(k) Company Match																		\$ 57,559.62	0%	\$ -
Employee Benefit - Compensation Survey	\$	231.40																\$ 231.40	0%	\$ -
Employee Benefit - DOT Physical								\$ 806.00										\$ 806.00	0%	\$ -
Employee Benefit - Health Insurance								\$ 434,272.02										\$ 434,272.02	0%	\$ -
Employee Benefit - Hearing Testing Program								\$ 674.90										\$ 674.90	0%	\$ -
Employee Benefit - NRECA Group Benefits								\$ 35,313.51										\$ 35,313.51	0%	\$ -
Employee Benefit - NRECA Pension								\$ 506,606.20										\$ 506,606.20	0%	\$ -
Employee Benefit - Pre-Employment Physical								\$ 147.50										\$ 147.50	0%	\$ -
Employee Benefit - Tool Account								\$ 1,326.27										\$ 1,326.27	0%	\$ -
Employee Benefit - Vacation	\$	10,524.98						\$ 73.25	\$ 1,737.98	\$ 167.65			\$ 231.39	\$ 2,517.57	\$ 47.37	\$ 2,601.23		\$ 17,901.42	0%	\$ -
Employee Benefit - Wellness Program								\$ 1,575.60										\$ 1,575.60	0%	\$ -
Employee Benefit - Work Comp Insurance	\$	4,673.61						\$ 20.78		\$ 458.91	\$ 51.03		\$ 63.25	\$ 684.33	\$ 10.60	\$ 684.78		\$ 6,647.29	0%	\$ -
Excludable Annual Meeting Expense											\$ 1,149.63	\$ 1,341.63						\$ 1,149.63	100%	\$ (1,149.63)
Excludable Board Expenses	\$	243.39																\$ 243.39	100%	\$ (243.39)
Excludable Employee Benefits	\$	94.39	\$ 83.72		\$ 2,440.50					\$ 164.69					\$ 107.00			\$ 2,890.30	100%	\$ (2,890.30)
Excludable Misc General Expenses	\$							\$ 576.70	\$ 52.00	\$ 50.87								\$ 679.57	100%	\$ (679.57)
Insurance				\$ 6,304.74				\$ 1,237.20		\$ 325.60			\$ 2,930.71					\$ 7,541.94	0%	\$ -
Insurance - DOM						\$ 487.30												\$ 487.30	0%	\$ -
KCC Quarterly Assessments						\$ 2,654.07												\$ 2,654.07	0%	\$ -
KCC Rate Cases								\$ 7.80			\$ 117.00							\$ 124.80	0%	\$ -
Mailing Expenses	\$	37,211.35						\$ (1,359.98)	\$ 14,334.10	\$ (278.53)	\$ 247.00	\$ (2,500.60)	\$ (2,994.11)	\$ (2,408.59)	\$ 7,517.48	\$ 839.71	\$ 1,074.16	\$ 37,368.15	0%	\$ -
Office Supplies / Equipment	\$	788.02	\$ (3,422.69)		\$ (3,883.24)			\$ (1,359.98)										\$ (6,381.37)	0%	\$ -
Property Tax																		\$ 14,334.10	0%	\$ -
Required Public Notices								\$ 1,523.51										\$ 1,523.51	0%	\$ -
Safety	\$	14,008.63	\$ 142.22	\$ (82,025.12)	\$ 5.33			\$ 101.10		\$ 2,503.64	\$ 302.29		\$ 349.26	\$ 3,710.63	\$ 48.68	\$ 4,050.92		\$ (56,802.42)	0%	\$ -
Small Tools / Supplies	\$	14.73	\$ 1,180.30										\$ 159.76	\$ 181.46	\$ 24,289.71			\$ 28,137.36	0%	\$ -
Software	\$	50,020.74			\$ 2,412.67					\$ 1,036.66					\$ 8,261.98	\$ 723.72		\$ 62,455.77	0%	\$ -
Subscriptions	\$	93.00						\$ 313.04										\$ 406.04	100%	\$ (406.04)
Touchstone										\$ 36.90								\$ 36.90	50%	\$ (18.45)
Training / Education	\$				\$ 19,955.86			\$ 4,994.47		\$ 1,243.93	\$ 633.36		\$ 592.50	\$ 43.95	\$ 598.79	\$ 3,160.61		\$ 25,583.69	0%	\$ -
Travel	\$	348.43	\$ 4,102.80		\$ 1,516.91			\$ 1,103.61		\$ 1,655.94	\$ 618.54		\$ 131.61	\$ 3,238.31				\$ 14,986.01	0%	\$ -
Utilities / Telephone	\$	48,428.64					\$ (16,302.97)			\$ 83.99								\$ 35,579.58	0%	\$ -
<b>Grand Total</b>	<b>\$ 29,787.05</b>	<b>\$ 176,284.39</b>	<b>\$ (61,745.65)</b>	<b>\$ 6,304.74</b>	<b>\$ 1,060,147.28</b>	<b>\$ 3,141.37</b>	<b>\$ (16,302.97)</b>	<b>\$ 25,130.60</b>	<b>\$ 21,987.06</b>	<b>\$ 15,819.04</b>	<b>\$ 15,527.69</b>	<b>\$ 59,184.38</b>	<b>\$ 37,127.48</b>	<b>\$ 5,216.18</b>	<b>\$ 23,206.74</b>	<b>\$ 5,827.64</b>	<b>\$ 35,861.41</b>	<b>\$ 1,442,504.43</b>		<b>\$ (18,610.40)</b>



Company	Account #	MEAMT	Month	Year	Description	Type
2	920	\$ 524.22	1	2017	DISTRIBUTE VACATION	Employee Benefit - Vacation
2	920	\$ 532.06	1	2017	DISTRIBUTE SAFETY	Safety
2	920	\$ 98.05	1	2017	DISTRIBUTE WC INSURANCE	Employee Benefit - Work Comp Insurance
2	920	\$ 454.10	1	2017	DISTRIBUTE VACATION	Employee Benefit - Vacation
2	920	\$ 213.37	1	2017	DISTRIBUTE SAFETY	Safety
2	920	\$ 84.94	1	2017	DISTRIBUTE WC INSURANCE	Employee Benefit - Work Comp Insurance
2	920	\$ 267.07	1	2017	DISTRIBUTE VACATION	Employee Benefit - Vacation
2	920	\$ 152.23	1	2017	DISTRIBUTE SAFETY	Safety
2	920	\$ 49.95	1	2017	DISTRIBUTE WC INSURANCE	Employee Benefit - Work Comp Insurance
2	921	\$ (1.50)	1	2017	RETURN CHECK/BANK CHARGES	Banking Fees
2	935.2	\$ 11.66	7	2017	#108 BRACKET,ANT MOBILE RAD 3783900	Small Tools / Supplies
2	935.2	\$ 3.25	7	2017	#108 U-BOLT INST RICH'S AUT 374964	Travel
2	935.2	\$ 18.48	8	2017	#204 PWR/OUTL THORNTON A 95536	Small Tools / Supplies
2	921	\$ 20.65	7	2017	1 BOX 10X13 ENVE ROBSON KEN 145025	Office Supplies / Equipment
2	921	\$ 44.25	3	2017	1 YR SUBSCRIPTIO ELLSWORTH 030917	Subscriptions
2	921	\$ 48.75	3	2017	1 YR SUBSCRIPTIO ELLSWORTH 041717	Subscriptions
2	935.3	\$ 8.71	12	2017	1/2 DRIVE SOCKE HOME LUMBE 40103"	Small Tools / Supplies
2	930.42	\$ 4.84	11	2017	10 DIRECTORS PHO STONEY CRE 13353964WHCC	Board Member Photos
2	930.42	\$ 4.84	11	2017	10 DIRECTORS PHO STONEY CRE 13353964WHCC	Board Member Photos
2	930.42	\$ 4.18	11	2017	10 DIRECTORS PHO STONEY CRE 13353964WHCC	Board Member Photos
2	930.42	\$ 4.18	11	2017	10 DIRECTORS PHO STONEY CRE 13353964WHCC	Board Member Photos
2	930.42	\$ 2.42	11	2017	10 DIRECTORS PHO STONEY CRE 13353964WHCC	Board Member Photos
2	930.42	\$ 2.42	11	2017	10 DIRECTORS PHO STONEY CRE 13353964WHCC	Board Member Photos
2	921	\$ (9.90)	1	2017	RETURN EFT/BANK CHARGE	Banking Fees
2	935.3	\$ 57.44	7	2017	10.4 GAL KEROSEN FIRST NATI 06/17 #202	Small Tools / Supplies
2	930.1	\$ 96.15	5	2017	100 RAIN GAUGES JF BEAVER 77861	Advertising
2	930.1	\$ 83.04	5	2017	100 RAIN GAUGES JF BEAVER 77861	Advertising
2	930.1	\$ 48.08	5	2017	100 RAIN GAUGES JF BEAVER 77861	Advertising
2	921	\$ 51.91	12	2017	103 LOCATES KANSAS ONE 7121135	Emergency Locate Fee
2	921	\$ 5.46	1	2017	BANK DEBIT-ACH FEES	Banking Fees
2	921	\$ 4.71	1	2017	BANK DEBIT-ACH FEES	Banking Fees
2	921	\$ 2.73	1	2017	BANK DEBIT-ACH FEES	Banking Fees
2	921	\$ 1,195.39	1	2017	DISTRIBUTE PREPAID MAINTENANCE	Software
2	921	\$ 499.36	1	2017	DISTRIBUTE PREPAID ST MAINTENANCE	Software
2	921	\$ 45.73	12	2017	103 LOCATES KANSAS ONE 7121135	Emergency Locate Fee
2	921	\$ 25.96	12	2017	103 LOCATES KANSAS ONE 7121135	Emergency Locate Fee
2	935.3	\$ 94.58	4	2017	11/16 BIT HOME LUMBE 30619	Small Tools / Supplies
2	930.1	\$ 74.80	7	2017	13 COUNTY DIRECT CENTRAL PU 071917	Advertising
2	930.1	\$ 64.60	7	2017	13 COUNTY DIRECT CENTRAL PU 071917	Advertising
2	930.1	\$ 37.40	7	2017	13 COUNTY DIRECT CENTRAL PU 071917	Advertising
2	930.1	\$ 132.44	5	2017	14 SSUBSCRIPTION NRECA 1853868	Subscriptions
2	930.1	\$ 114.38	5	2017	14 SSUBSCRIPTION NRECA 1853868	Subscriptions
2	930.1	\$ 66.22	5	2017	14 SSUBSCRIPTION NRECA 1853868	Subscriptions
2	935.3	\$ 35.96	4	2017	140W PWR CONVERT CARMICHEAL A112842	Small Tools / Supplies
2	921	\$ 74.59	10	2017	148 LOCATES KANSAS ONE 7091132	Emergency Locate Fee
2	921	\$ 65.71	10	2017	148 LOCATES KANSAS ONE 7091132	Emergency Locate Fee
2	921	\$ 37.30	10	2017	148 LOCATES KANSAS ONE 7091132	Emergency Locate Fee
2	930.41	\$ 153.82	3	2017	150 RAIN GAUGES JF BEAVER 77787	Advertising
2	930.41	\$ 132.84	3	2017	150 RAIN GAUGES JF BEAVER 77787	Advertising
2	930.41	\$ 76.91	3	2017	150 RAIN GAUGES JF BEAVER 77787	Advertising
2	921	\$ 65.94	8	2017	157 LOCATES KANSAS ONE 7071134	Emergency Locate Fee
2	921	\$ 58.09	8	2017	157 LOCATES KANSAS ONE 7071134	Emergency Locate Fee
2	921	\$ 32.97	8	2017	157 LOCATES KANSAS ONE 7071134	Emergency Locate Fee
2	921	\$ 82.15	11	2017	163 LOCATES KANSAS ONE 7101130	Emergency Locate Fee
2	921	\$ 5.59	2	2017	BANK DEBIT-ACH FEES	Banking Fees
2	921	\$ 4.83	2	2017	BANK DEBIT-ACH FEES	Banking Fees
2	921	\$ 2.79	2	2017	BANK DEBIT-ACH FEES	Banking Fees
2	921	\$ 1,053.08	1	2017	DISTRIBUTE PREPAID MAINTENANCE	Software
2	921	\$ 439.91	1	2017	DISTRIBUTE PREPAID ST MAINTENANCE	Software
2	921	\$ 72.37	11	2017	163 LOCATES KANSAS ONE 7101130	Emergency Locate Fee
2	921	\$ 41.08	11	2017	163 LOCATES KANSAS ONE 7101130	Emergency Locate Fee
2	921	\$ 73.08	5	2017	174 LOCATES KANSAS ONE 7041132	Emergency Locate Fee
2	921	\$ 64.38	5	2017	174 LOCATES KANSAS ONE 7041132	Emergency Locate Fee
2	921	\$ 36.54	5	2017	174 LOCATES KANSAS ONE 7041132	Emergency Locate Fee
2	921	\$ 77.70	9	2017	185 LOCATES KANSAS ONE 7081135	Emergency Locate Fee
2	921	\$ 68.45	9	2017	185 LOCATES KANSAS ONE 7081135	Emergency Locate Fee
2	921	\$ 38.85	9	2017	185 LOCATES KANSAS ONE 7081135	Emergency Locate Fee
2	925	\$ 648.89	11	2017	19 FR SWEATSHIRT FIRST NATI 10/17 NATE	Safety
2	925	\$ 648.89	11	2017	19 FR SWEATSHIRT FIRST NATI 10/17 NATE	Safety
2	925	\$ 560.40	11	2017	19 FR SWEATSHIRT FIRST NATI 10/17 NATE	Safety
2	925	\$ 560.40	11	2017	19 FR SWEATSHIRT FIRST NATI 10/17 NATE	Safety
2	925	\$ 324.44	11	2017	19 FR SWEATSHIRT FIRST NATI 10/17 NATE	Safety
2	925	\$ 324.44	11	2017	19 FR SWEATSHIRT FIRST NATI 10/17 NATE	Safety
2	921	\$ 81.48	2	2017	194 LOCATES KANSAS ONE 7011132	Emergency Locate Fee
2	921	\$ 71.78	2	2017	194 LOCATES KANSAS ONE 7011132	Emergency Locate Fee
2	921	\$ 40.74	2	2017	194 LOCATES KANSAS ONE 7011132	Emergency Locate Fee
2	921	\$ 5.46	3	2017	BANK DEBIT-ACH FEES	Banking Fees
2	921	\$ 4.71	3	2017	BANK DEBIT-ACH FEES	Banking Fees
2	921	\$ 2.73	3	2017	BANK DEBIT-ACH FEES	Banking Fees
2	921	\$ 597.70	1	2017	DISTRIBUTE PREPAID MAINTENANCE	Software
2	921	\$ 249.68	1	2017	DISTRIBUTE PREPAID ST MAINTENANCE	Software
2	930.4	\$ 44.00	3	2017	2016 MEMBERSHIP KANSAS LIN 022917	Dues
2	930.4	\$ 38.00	3	2017	2016 MEMBERSHIP KANSAS LIN 022917	Dues
2	930.4	\$ 22.00	3	2017	2016 MEMBERSHIP KANSAS LIN 022917	Dues
2	930.1	\$ 350.00	1	2017	2017 ANNUAL MEET ELLSWORTH/ 4260	Dues
2	926	\$ 583.00	12	2017	2017 CHRISTMAS C MALSAM STA 120117	Excludable Employee Benefits

2	926	\$	503.50	12	2017 2017 CHRISTMAS C MALSAM STA 120117	Excludable Employee Benefits
2	926	\$	291.50	12	2017 2017 CHRISTMAS C MALSAM STA 120117	Excludable Employee Benefits
2	920	\$	97.90	3	2017 2017 COMPENSATIO NRECA 1813238	Employee Benefit - Compensation Survey
2	920	\$	84.55	3	2017 2017 COMPENSATIO NRECA 1813238	Employee Benefit - Compensation Survey
2	920	\$	48.95	3	2017 2017 COMPENSATIO NRECA 1813238	Employee Benefit - Compensation Survey
2	930.1	\$	116.04	10	2017 2017 ELECTRO-RAL SUNFLOWER 40570	Donation / Sponsorship
2	925	\$	(1,124.83)	1	2017 DISTRIBUTE SAFETY	Safety
2	930.1	\$	100.21	10	2017 2017 ELECTRO-RAL SUNFLOWER 40570	Donation / Sponsorship
2	930.1	\$	58.02	10	2017 2017 ELECTRO-RAL SUNFLOWER 40570	Donation / Sponsorship
2	930.1	\$	44.00	7	2017 2017 KCRE GOLF O KCRE-KS CO 07252017	Donation / Sponsorship
2	930.1	\$	38.00	7	2017 2017 KCRE GOLF O KCRE-KS CO 07252017	Donation / Sponsorship
2	930.1	\$	22.00	7	2017 2017 KCRE GOLF O KCRE-KS CO 07252017	Donation / Sponsorship
2	930.1	\$	225.00	2	2017 2017 MEMBERSHIP ELLSWORTH/ 4279	Dues
2	930.4	\$	11.00	8	2017 2017 MEMBERSHIP KANSAS MAT 080217	Dues
2	925	\$	(3,112.82)	1	2017 DISTRIBUTE SAFETY	Safety
2	930.4	\$	9.50	8	2017 2017 MEMBERSHIP KANSAS MAT 080217	Dues
2	925	\$	(253.40)	1	2017 DISTRIBUTE SAFETY	Safety
2	925	\$	(559.64)	1	2017 DISTRIBUTE SAFETY	Safety
2	930.4	\$	5.50	8	2017 2017 MEMBERSHIP KANSAS MAT 080217	Dues
2	930.1	\$	22.00	3	2017 2017 MEMBERSHIP KANSAS MEM 030817	Dues
2	930.1	\$	19.00	3	2017 2017 MEMBERSHIP KANSAS MEM 030817	Dues
2	930.1	\$	11.00	3	2017 2017 MEMBERSHIP KANSAS MEM 030817	Dues
2	930.2	\$	44.00	5	2017 2017 MEMBERSHIP KANSAS REC 053117	Dues
2	930.2	\$	38.00	5	2017 2017 MEMBERSHIP KANSAS REC 053117	Dues
2	930.2	\$	22.00	5	2017 2017 MEMBERSHIP KANSAS REC 053117	Dues
2	930.2	\$	33.00	9	2017 2017 MEMBERSHIP KANSAS REC 092717	Dues
2	925	\$	(1,129.24)	1	2017 DISTRIBUTE SAFETY	Safety
2	930.2	\$	28.50	9	2017 2017 MEMBERSHIP KANSAS REC 092717	Dues
2	925	\$	(218.84)	1	2017 DISTRIBUTE SAFETY	Safety
2	925	\$	(1,488.55)	1	2017 DISTRIBUTE SAFETY	Safety
2	930.2	\$	16.50	9	2017 2017 MEMBERSHIP KANSAS REC 092717	Dues
2	930.1	\$	49.50	1	2017 2017 MEMBERSHIP KIOGA 27651	Dues
2	930.1	\$	42.75	1	2017 2017 MEMBERSHIP KIOGA 27651	Dues
2	930.1	\$	24.75	1	2017 2017 MEMBERSHIP KIOGA 27651	Dues
2	930.2	\$	2,615.36	6	2017 2017 MEMBERSHIP NRECA 1874729	Dues
2	930.2	\$	2,258.72	6	2017 2017 MEMBERSHIP NRECA 1874729	Dues
2	930.2	\$	1,307.68	6	2017 2017 MEMBERSHIP NRECA 1874729	Dues
2	925	\$	(486.14)	1	2017 DISTRIBUTE SAFETY	Safety
2	930.1	\$	33.00	4	2017 2017 MEMBERSHIP- SMOKY HILL 042517	Dues
2	925	\$	(126.70)	1	2017 DISTRIBUTE SAFETY	Safety
2	925.1	\$	40.85	1	2017 DISTRIBUTE INSURANCE - VEH & GENERAL	Insurance
2	925.1	\$	35.98	1	2017 DISTRIBUTE INSURANCE - VEH & GENERAL	Insurance
2	925.1	\$	20.42	1	2017 DISTRIBUTE INSURANCE - VEH & GENERAL	Insurance
2	930.1	\$	28.50	4	2017 2017 MEMBERSHIP- SMOKY HILL 042517	Dues
2	930.1	\$	16.50	4	2017 2017 MEMBERSHIP- SMOKY HILL 042517	Dues
2	926	\$	6.60	10	2017 2017 Q3 WELLNESS FIRST NATI 09/17 STACEY	Employee Benefit - Wellness Program
2	926	\$	5.70	10	2017 2017 Q3 WELLNESS FIRST NATI 09/17 STACEY	Employee Benefit - Wellness Program
2	926	\$	3.30	10	2017 2017 Q3 WELLNESS FIRST NATI 09/17 STACEY	Employee Benefit - Wellness Program
2	930.1	\$	22.00	1	2017 2017 SPONSORSHIP NESS COUNT 022317	Donation / Sponsorship
2	930.1	\$	19.00	1	2017 2017 SPONSORSHIP NESS COUNT 022317	Donation / Sponsorship
2	926	\$	2,109.22	1	2017 DISTRIBUTE CO CONTRIBUTIONS 401K	Employee Benefit - 401(k) Company Match
2	926	\$	3,707.67	1	2017 DISTRIBUTE NRECA PENSION PREPAY	Employee Benefit - NRECA Pension
2	930.1	\$	11.00	1	2017 2017 SPONSORSHIP NESS COUNT 022317	Donation / Sponsorship
2	926	\$	1,013.10	1	2017 2017-401(K) ANNU NRECA 1701170470	Employee Benefit - NRECA Pension
2	926	\$	874.95	1	2017 2017-401(K) ANNU NRECA 1701170470	Employee Benefit - NRECA Pension
2	926	\$	506.55	1	2017 2017-401(K) ANNU NRECA 1701170470	Employee Benefit - NRECA Pension
2	921	\$	85.68	3	2017 204 LOCATES KANSAS ONE 7021136	Emergency Locate Fee
2	921	\$	75.48	3	2017 204 LOCATES KANSAS ONE 7021136	Emergency Locate Fee
2	921	\$	42.84	3	2017 204 LOCATES KANSAS ONE 7021136	Emergency Locate Fee
2	921	\$	88.20	7	2017 210 LOCATES KANSAS ONE 7061136	Emergency Locate Fee
2	926	\$	1,935.32	1	2017 DISTRIBUTE CO CONTRIBUTIONS 401K	Employee Benefit - 401(k) Company Match
2	926	\$	3,401.97	1	2017 DISTRIBUTE NRECA PENSION PREPAY	Employee Benefit - NRECA Pension
2	921	\$	77.70	7	2017 210 LOCATES KANSAS ONE 7061136	Emergency Locate Fee
2	921	\$	44.10	7	2017 210 LOCATES KANSAS ONE 7061136	Emergency Locate Fee
2	930.1	\$	60.74	6	2017 250 PING PONG BA JF BEAVER 78063	Donation / Sponsorship
2	930.1	\$	52.46	6	2017 250 PING PONG BA JF BEAVER 78063	Donation / Sponsorship
2	930.1	\$	30.37	6	2017 250 PING PONG BA JF BEAVER 78063	Donation / Sponsorship
2	930.41	\$	419.13	3	2017 250 UTILITY SCIS JF BEAVER 77783	Advertising
2	930.41	\$	361.97	3	2017 250 UTILITY SCIS JF BEAVER 77783	Advertising
2	930.41	\$	209.57	3	2017 250 UTILITY SCIS JF BEAVER 77783	Advertising
2	926	\$	1,757.37	1	2017 DISTRIBUTE CO CONTRIBUTIONS 401K	Employee Benefit - 401(k) Company Match
2	926	\$	3,089.18	1	2017 DISTRIBUTE NRECA PENSION PREPAY	Employee Benefit - NRECA Pension
2	921	\$	110.46	4	2017 263 LOCATES KANSAS ONE 7031138	Emergency Locate Fee
2	921	\$	97.31	4	2017 263 LOCATES KANSAS ONE 7031138	Emergency Locate Fee
2	921	\$	55.23	4	2017 263 LOCATES KANSAS ONE 7031138	Emergency Locate Fee
2	921	\$	125.16	6	2017 298 LOCATES KANSAS ONE 7051134	Emergency Locate Fee
2	921	\$	110.26	6	2017 298 LOCATES KANSAS ONE 7051134	Emergency Locate Fee
2	921	\$	62.58	6	2017 298 LOCATES KANSAS ONE 7051134	Emergency Locate Fee
2	935.3	\$	13.07	4	2017 2PK DEM SCREDRIV CARMICHEAL A111711	Small Tools / Supplies
2	935	\$	11.43	4	2017 2PK FILTER CARTR CARMICHEAL A112803	Small Tools / Supplies
2	928	\$	997.50	8	2017 34.5 FBR 17-WSTE KANSAS COR 2018000679	KCC Rate Cases
2	928	\$	878.75	8	2017 34.5 FBR 17-WSTE KANSAS COR 2018000679	KCC Rate Cases
2	928	\$	498.75	8	2017 34.5 FBR 17-WSTE KANSAS COR 2018000679	KCC Rate Cases
2	928	\$	117.21	11	2017 34.5 FBR 17-WSTE KANSAS COR 2018001306	KCC Rate Cases
2	928	\$	103.26	11	2017 34.5 FBR 17-WSTE KANSAS COR 2018001306	KCC Rate Cases
2	928	\$	58.60	11	2017 34.5 FBR 17-WSTE KANSAS COR 2018001306	KCC Rate Cases
2	930.2	\$	597.36	1	2017 DISTRIBUTE PROPERTY TAX	Property Tax

2	930.2	\$	66.73	1	2017 DISTRIBUTE INSURANCE - PROP LIAB & UMB	Insurance
2	930.2	\$	526.24	1	2017 DISTRIBUTE PROPERTY TAX	Property Tax
2	930.2	\$	58.79	1	2017 DISTRIBUTE INSURANCE - PROP LIAB & UMB	Insurance
2	930.2	\$	298.68	1	2017 DISTRIBUTE PROPERTY TAX	Property Tax
2	930.2	\$	33.37	1	2017 DISTRIBUTE INSURANCE - PROP LIAB & UMB	Insurance
2	930.4	\$	67.78	1	2017 DISTRIBUTE VACATION	Employee Benefit - Vacation
2	930.4	\$	68.79	1	2017 DISTRIBUTE SAFETY	Safety
2	930.4	\$	0.50	1	2017 TRANSPORTATION CLEARING 184.300	Travel
2	930.4	\$	14.09	1	2017 DISTRIBUTE INSURANCE - DOM	Insurance - DOM
2	930.4	\$	12.68	1	2017 DISTRIBUTE WC INSURANCE	Employee Benefit - Work Comp Insurance
2	930.4	\$	58.71	1	2017 DISTRIBUTE VACATION	Employee Benefit - Vacation
2	930.4	\$	27.58	1	2017 DISTRIBUTE SAFETY	Safety
2	930.4	\$	0.44	1	2017 TRANSPORTATION CLEARING 184.300	Travel
2	930.4	\$	12.41	1	2017 DISTRIBUTE INSURANCE - DOM	Insurance - DOM
2	930.4	\$	10.98	1	2017 DISTRIBUTE WC INSURANCE	Employee Benefit - Work Comp Insurance
2	930.4	\$	34.53	1	2017 DISTRIBUTE VACATION	Employee Benefit - Vacation
2	930.4	\$	19.68	1	2017 DISTRIBUTE SAFETY	Safety
2	930.4	\$	0.07	1	2017 TRANSPORTATION CLEARING 184.300	Travel
2	930.4	\$	7.04	1	2017 DISTRIBUTE INSURANCE - DOM	Insurance - DOM
2	930.4	\$	6.46	1	2017 DISTRIBUTE WC INSURANCE	Employee Benefit - Work Comp Insurance
2	925	\$	1,195.86	2	2017 35 AED HARD CARR EXPRESS CO 02072017	Safety
2	930.5	\$	126.79	1	2017 DISTRIBUTE INSURANCE - DOM	Insurance - DOM
2	925	\$	1,032.79	2	2017 35 AED HARD CARR EXPRESS CO 02072017	Safety
2	925	\$	597.93	2	2017 35 AED HARD CARR EXPRESS CO 02072017	Safety
2	930.41	\$	881.27	6	2017 350 MEALS ANNUAL BIGGE THOM 061217	Annual Meeting Meal
2	930.41	\$	761.09	6	2017 350 MEALS ANNUAL BIGGE THOM 061217	Annual Meeting Meal
2	930.41	\$	440.63	6	2017 350 MEALS ANNUAL BIGGE THOM 061217	Annual Meeting Meal
2	935.3	\$	9.78	12	2017 3V LITH BATTERY NEMNICH TR A110528	Small Tools / Supplies
2	935	\$	51.14	8	2017 40# WATER SOFTER CARMICHEAL A121897	Small Tools / Supplies
2	925	\$	200.60	2	2017 5 AED CABINETS W EXPRESS CO 02072017	Safety
2	925	\$	173.24	2	2017 5 AED CABINETS W EXPRESS CO 02072017	Safety
2	925	\$	100.30	2	2017 5 AED CABINETS W EXPRESS CO 02072017	Safety
2	925	\$	116.60	1	2017 53 DMV RECORDS C DRIVER CON 011817	Safety
2	925	\$	100.70	1	2017 53 DMV RECORDS C DRIVER CON 011817	Safety
2	925	\$	58.30	1	2017 53 DMV RECORDS C DRIVER CON 011817	Safety
2	935.3	\$	61.01	7	2017 5PC 9 CUTT BLAD CARMICHEAL B91566"	Small Tools / Supplies
2	935.3	\$	60.01	9	2017 6' LADDER,NAILS HOME LUMBE 37444	Small Tools / Supplies
2	935.3	\$	8.16	4	2017 6 ZINC SAFETY H CARMICHEAL B89668"	Safety
2	925	\$	98.51	4	2017 60 HARD COVER U PROTECTIVE 57475"	Safety
2	935.3	\$	98.09	12	2017 6CUFT STL WHEELB CARMICHEAL A131176	Small Tools / Supplies
2	930.1	\$	132.89	3	2017 74 SUN VISORS-GR JF BEAVER 77621	Advertising
2	930.5	\$	111.69	1	2017 DISTRIBUTE INSURANCE - DOM	Insurance - DOM
2	930.1	\$	114.77	3	2017 74 SUN VISORS-GR JF BEAVER 77621	Advertising
2	930.1	\$	66.45	3	2017 74 SUN VISORS-GR JF BEAVER 77621	Advertising
2	935.3	\$	28.33	11	2017 8 LINEMAN PLIER CARMICHEAL A126816"	Small Tools / Supplies
2	935.3	\$	89.27	4	2017 8/3 EXTENSION CO 5 & W SUPP 4-614525	Small Tools / Supplies
2	935.3	\$	38.14	4	2017 9 LINEMAN'S PLI CARMICHEAL A113627"	Small Tools / Supplies
2	935.3	\$	16.66	9	2017 9V BATTERIES HOME LUMBE 37412	Small Tools / Supplies
2	935	\$	156.26	8	2017 A/C REPAIRS CITY PLUMB 080917	Building Maintenance
2	921	\$	6.23	4	2017 AA BATTERIES KEYSER TRU A128437	Small Tools / Supplies
2	921	\$	5.38	4	2017 AA BATTERIES KEYSER TRU A128437	Small Tools / Supplies
2	921	\$	3.12	4	2017 AA BATTERIES KEYSER TRU A128437	Small Tools / Supplies
2	926	\$	46.33	5	2017 AARON COMPANY T- JF BEAVER 77953	Employee Benefit - Tool Account
2	921	\$	9.27	2	2017 ACCIDENT REPORT CRONN A HA 01/17 DENNIS	Office Supplies / Equipment
2	921	\$	(9.27)	2	2017 ACCIDENT REPORT CRONN A HA 01/17 DENNIS	Office Supplies / Equipment
2	921	\$	9.27	2	2017 ACCIDENT REPORT FIRST NATI 01/17 DENNIS	Office Supplies / Equipment
2	930.4	\$	17.40	11	2017 ACCOUNTANTS CLUB FIRST NATI 10/17 TONYA	Training / Education
2	930.4	\$	17.40	11	2017 ACCOUNTANTS CLUB FIRST NATI 10/17 TONYA	Training / Education
2	930.4	\$	15.03	11	2017 ACCOUNTANTS CLUB FIRST NATI 10/17 TONYA	Training / Education
2	930.4	\$	15.03	11	2017 ACCOUNTANTS CLUB FIRST NATI 10/17 TONYA	Training / Education
2	930.4	\$	8.69	11	2017 ACCOUNTANTS CLUB FIRST NATI 10/17 TONYA	Training / Education
2	930.5	\$	63.40	1	2017 DISTRIBUTE INSURANCE - DOM	Insurance - DOM
2	935	\$	5.69	1	2017 DISTRIBUTE VACATION	Employee Benefit - Vacation
2	930.4	\$	8.69	11	2017 ACCOUNTANTS CLUB FIRST NATI 10/17 TONYA	Training / Education
2	935	\$	5.78	1	2017 DISTRIBUTE SAFETY	Safety
2	935	\$	1.06	1	2017 DISTRIBUTE WC INSURANCE	Employee Benefit - Work Comp Insurance
2	930.4	\$	72.47	12	2017 ACCOUNTANTS CLUB FIRST NATI 11/17 TONYA	Training / Education
2	930.4	\$	62.59	12	2017 ACCOUNTANTS CLUB FIRST NATI 11/17 TONYA	Training / Education
2	930.4	\$	36.24	12	2017 ACCOUNTANTS CLUB FIRST NATI 11/17 TONYA	Training / Education
2	935.3	\$	28.09	3	2017 ADAPTER,AIR CHUC CATES ROBE 125871	Small Tools / Supplies
2	921	\$	10.74	8	2017 ADDING MACHINE R TRI-CENTRA B358675	Office Supplies / Equipment
2	921	\$	9.28	8	2017 ADDING MACHINE R TRI-CENTRA B358675	Office Supplies / Equipment
2	921	\$	5.38	8	2017 ADDING MACHINE R TRI-CENTRA B358675	Office Supplies / Equipment
2	935.1	\$	40.04	2	2017 ADDITIONAL KNOWB KNOWBE4 LL INV12588	Software
2	935.1	\$	34.58	2	2017 ADDITIONAL KNOWB KNOWBE4 LL INV12588	Software
2	935.1	\$	20.02	2	2017 ADDITIONAL KNOWB KNOWBE4 LL INV12588	Software
2	935.1	\$	149.79	6	2017 ADDITIONAL OFFIC IT1 SOURCE 10147-IN	Software
2	935.1	\$	129.36	6	2017 ADDITIONAL OFFIC IT1 SOURCE 10147-IN	Software
2	935.1	\$	74.90	6	2017 ADDITIONAL OFFIC IT1 SOURCE 10147-IN	Software
2	935.1	\$	24.62	10	2017 ADDITIONAL USERS IRTS SOLUT SIA000038	Software
2	935.1	\$	21.26	10	2017 ADDITIONAL USERS IRTS SOLUT SIA000038	Software
2	935.1	\$	12.31	10	2017 ADDITIONAL USERS IRTS SOLUT SIA000038	Software
2	935.1	\$	8.02	1	2017 DISTRIBUTE VACATION	Employee Benefit - Vacation
2	935.1	\$	4.58	1	2017 DISTRIBUTE SAFETY	Safety
2	935.3	\$	27.18	12	2017 ADJ WRENCH FIRST NATI 12/17 JAY	Small Tools / Supplies
2	930.2	\$	46.75	3	2017 ADJUST 2016 PROP TAX ACCRUAL	Property Tax
2	930.2	\$	41.18	3	2017 ADJUST 2016 PROP TAX ACCRUAL	Property Tax

2	930.2	\$	23.37	3	2017 ADJUST 2016 PROP TAX ACCRUAL	Property Tax
2	921	\$	118.70	6	2017 ADJUSTABLE TABLE TRI-CENTRA B357075	Office Supplies / Equipment
2	921	\$	102.51	6	2017 ADJUSTABLE TABLE TRI-CENTRA B357075	Office Supplies / Equipment
2	921	\$	59.36	6	2017 ADJUSTABLE TABLE TRI-CENTRA B357075	Office Supplies / Equipment
2	930.1	\$	39.95	4	2017 AD-LIMINATION TO ELLSWORTH 031617	Advertising
2	935.1	\$	0.18	1	2017 TRANSPORTATION CLEARING 184.300	Travel
2	935.1	\$	1.50	1	2017 DISTRIBUTE WC INSURANCE	Employee Benefit - Work Comp Insurance
2	930.1	\$	50.00	3	2017 AD-PUBLICATION P PLAINVILLE 030617	Advertising
2	930.4	\$	23.30	2	2017 ADVANCED RF TRAI CRAMER CRA 122417	Training / Education
2	930.4	\$	20.13	2	2017 ADVANCED RF TRAI CRAMER CRA 122417	Training / Education
2	930.4	\$	11.65	2	2017 ADVANCED RF TRAI CRAMER CRA 122417	Training / Education
2	930.4	\$	141.53	4	2017 ADVANCED RF TRAI FIRST NATI 03/17 CRAIG	Training / Education
2	930.4	\$	122.23	4	2017 ADVANCED RF TRAI FIRST NATI 03/17 CRAIG	Training / Education
2	930.4	\$	70.78	4	2017 ADVANCED RF TRAI FIRST NATI 03/17 CRAIG	Training / Education
2	925	\$	16.27	12	2017 AED SIGNS FIRST NATI 11/17 DAVE	Safety
2	925	\$	16.27	12	2017 AED SIGNS FIRST NATI 11/17 DAVE	Safety
2	925	\$	16.27	12	2017 AED SIGNS FIRST NATI 11/17 DAVE	Safety
2	935.3	\$	116.04	8	2017 AIR COMPRESSOR R FIRST NATI 07/17 #110	Small Tools / Supplies
2	921	\$	44.76	11	2017 AIR,NOTPADS,CLIP ROBSON KEN 145412	Office Supplies / Equipment
2	935.3	\$	139.72	1	2017 DISTRIBUTE VACATION	Employee Benefit - Vacation
2	935.3	\$	141.81	1	2017 DISTRIBUTE SAFETY	Safety
2	935.3	\$	26.13	1	2017 DISTRIBUTE WC INSURANCE	Employee Benefit - Work Comp Insurance
2	926	\$	248.00	11	2017 ALAN AUSTIN DOT ROOKS CO H 101917	Employee Benefit - DOT Physical
2	935.3	\$	79.96	1	2017 DISTRIBUTE VACATION	Employee Benefit - Vacation
2	935.3	\$	37.57	1	2017 DISTRIBUTE SAFETY	Safety
2	935.3	\$	14.96	1	2017 DISTRIBUTE WC INSURANCE	Employee Benefit - Work Comp Insurance
2	935.3	\$	209.28	1	2017 DISTRIBUTE VACATION	Employee Benefit - Vacation
2	926	\$	59.95	5	2017 ALAN COMPANY T-S JF BEAVER 77953	Employee Benefit - Tool Account
2	935.3	\$	119.29	1	2017 DISTRIBUTE SAFETY	Safety
2	935.3	\$	39.14	1	2017 DISTRIBUTE WC INSURANCE	Employee Benefit - Work Comp Insurance
2	920	\$	306.87	2	2017 DISTRIBUTE VACATION	Employee Benefit - Vacation
2	920	\$	627.91	2	2017 DISTRIBUTE SAFETY	Safety
2	920	\$	108.83	2	2017 DISTRIBUTE WC INSURANCE	Employee Benefit - Work Comp Insurance
2	920	\$	250.96	2	2017 DISTRIBUTE VACATION	Employee Benefit - Vacation
2	920	\$	536.02	2	2017 DISTRIBUTE SAFETY	Safety
2	920	\$	89.00	2	2017 DISTRIBUTE WC INSURANCE	Employee Benefit - Work Comp Insurance
2	920	\$	147.80	2	2017 DISTRIBUTE VACATION	Employee Benefit - Vacation
2	920	\$	531.30	2	2017 DISTRIBUTE SAFETY	Safety
2	920	\$	52.42	2	2017 DISTRIBUTE WC INSURANCE	Employee Benefit - Work Comp Insurance
2	921	\$	(3.00)	2	2017 RETURN CHECK/BANK CHARGES	Banking Fees
2	935.1	\$	14.39	6	2017 AMAZON FIRE TABL AMAZON CAP 071X4385L4NY	Office Supplies / Equipment
2	935.1	\$	12.42	6	2017 AMAZON FIRE TABL AMAZON CAP 071X4385L4NY	Office Supplies / Equipment
2	935.1	\$	7.19	6	2017 AMAZON FIRE TABL AMAZON CAP 071X4385L4NY	Office Supplies / Equipment
2	935.1	\$	21.78	11	2017 AMAZON RIME MEMB FIRST NATI 10/17 CRAIG	Office Supplies / Equipment
2	935.1	\$	21.78	11	2017 AMAZON RIME MEMB FIRST NATI 10/17 CRAIG	Office Supplies / Equipment
2	935.1	\$	18.81	11	2017 AMAZON RIME MEMB FIRST NATI 10/17 CRAIG	Office Supplies / Equipment
2	935.1	\$	18.81	11	2017 AMAZON RIME MEMB FIRST NATI 10/17 CRAIG	Office Supplies / Equipment
2	935.1	\$	10.89	11	2017 AMAZON RIME MEMB FIRST NATI 10/17 CRAIG	Office Supplies / Equipment
2	935.1	\$	10.89	11	2017 AMAZON RIME MEMB FIRST NATI 10/17 CRAIG	Office Supplies / Equipment
2	930.1	\$	29.95	7	2017 AMERICAN FLAG ELLSWORTH 060817	Office Supplies / Equipment
2	926	\$	51.78	5	2017 ANDY COMPANY T-S JF BEAVER 77953	Employee Benefit - Tool Account
2	926	\$	255.91	11	2017 ANDY SCHULTZ WOR UNIFIRST C 2450538700	Employee Benefit - Tool Account
2	926	\$	23.69	11	2017 ANDY'S REVIEW LU FIRST NATI 10/17 CRAIG	Travel
2	935.3	\$	97.41	7	2017 ANGLE GRINDER FIRST NATI 06/17 #110	Small Tools / Supplies
2	926	\$	285.54	8	2017 ANNUAL HEARING T DEINES RIC 080817	Employee Benefit - Hearing Testing Program
2	926	\$	246.60	8	2017 ANNUAL HEARING T DEINES RIC 080817	Employee Benefit - Hearing Testing Program
2	926	\$	142.76	8	2017 ANNUAL HEARING T DEINES RIC 080817	Employee Benefit - Hearing Testing Program
2	930.41	\$	49.02	6	2017 ANNUAL MEETING I FIRST NATI 05/17 OFFICE	Annual Meeting Office Supplies
2	930.41	\$	42.34	6	2017 ANNUAL MEETING I FIRST NATI 05/17 OFFICE	Annual Meeting Office Supplies
2	930.41	\$	24.51	6	2017 ANNUAL MEETING I FIRST NATI 05/17 OFFICE	Annual Meeting Office Supplies
2	930.41	\$	64.78	5	2017 ANNUAL MEETING P KANSAS ELE 134055	Annual Meeting Placemats
2	930.41	\$	55.95	5	2017 ANNUAL MEETING P KANSAS ELE 134055	Annual Meeting Placemats
2	930.41	\$	32.39	5	2017 ANNUAL MEETING P KANSAS ELE 134055	Annual Meeting Placemats
2	930.41	\$	286.00	6	2017 ANNUAL MTG CALLS FIRST NATI 05/17 CRAIG	Annual Meeting Notices & Reports
2	921	\$	(9.90)	2	2017 RETURN EFT/BANK CHARGE	Banking Fees
2	930.41	\$	247.00	6	2017 ANNUAL MTG CALLS FIRST NATI 05/17 CRAIG	Annual Meeting Notices & Reports
2	930.41	\$	143.00	6	2017 ANNUAL MTG CALLS FIRST NATI 05/17 CRAIG	Annual Meeting Notices & Reports
2	930.41	\$	4.40	5	2017 ANNUAL MTG CHANG EAGLE COMM 05052017	Annual Meeting Notices & Reports
2	930.41	\$	3.80	5	2017 ANNUAL MTG CHANG EAGLE COMM 05052017	Annual Meeting Notices & Reports
2	921	\$	5.81	4	2017 BANK DEBIT-ACH FEES	Banking Fees
2	921	\$	5.02	4	2017 BANK DEBIT-ACH FEES	Banking Fees
2	921	\$	2.90	4	2017 BANK DEBIT-ACH FEES	Banking Fees
2	921	\$	1,195.39	2	2017 DISTRIBUTE PREPAID MAINTENANCE	Software
2	921	\$	745.30	2	2017 DISTRIBUTE PREPAID ST MAINTENANCE	Software
2	930.41	\$	2.20	5	2017 ANNUAL MTG CHANG EAGLE COMM 05052017	Annual Meeting Notices & Reports
2	930.41	\$	220.00	6	2017 ANNUAL MTG DATE EAGLE RAD MC1170514121	Annual Meeting Notices & Reports
2	930.41	\$	190.00	6	2017 ANNUAL MTG DATE EAGLE RAD MC1170514121	Annual Meeting Notices & Reports
2	930.41	\$	110.00	6	2017 ANNUAL MTG DATE EAGLE RAD MC1170514121	Annual Meeting Notices & Reports
2	930.41	\$	132.00	6	2017 ANNUAL MTG DATE FIRST NATI 05/17 STACEY	Annual Meeting Notices & Reports
2	930.41	\$	114.00	6	2017 ANNUAL MTG DATE FIRST NATI 05/17 STACEY	Annual Meeting Notices & Reports
2	930.41	\$	66.00	6	2017 ANNUAL MTG DATE FIRST NATI 05/17 STACEY	Annual Meeting Notices & Reports
2	930.41	\$	2,657.66	5	2017 ANNUAL MTG REPOR KANSAS ELE 134054	Annual Meeting Notices & Reports
2	930.41	\$	2,295.26	5	2017 ANNUAL MTG REPOR KANSAS ELE 134054	Annual Meeting Notices & Reports
2	930.41	\$	1,328.83	5	2017 ANNUAL MTG REPOR KANSAS ELE 134054	Annual Meeting Notices & Reports
2	930.41	\$	479.74	4	2017 ANNUAL MTG SHIRT JF BEAVER 77867	Excludable Annual Meeting Expense
2	930.41	\$	414.32	4	2017 ANNUAL MTG SHIRT JF BEAVER 77867	Excludable Annual Meeting Expense
2	930.41	\$	239.86	4	2017 ANNUAL MTG SHIRT JF BEAVER 77867	Excludable Annual Meeting Expense

2	930.41	\$	8.96	5	2017 ANNUAL MTG SHIRT JF BEAVER 77965	Excludable Annual Meeting Expense
2	930.41	\$	7.74	5	2017 ANNUAL MTG SHIRT JF BEAVER 77965	Excludable Annual Meeting Expense
2	930.41	\$	4.48	5	2017 ANNUAL MTG SHIRT JF BEAVER 77965	Excludable Annual Meeting Expense
2	930.41	\$	6.14	7	2017 ANNUAL MTG SUPPL FIRST NATI 06/17 OFFICE	Annual Meeting Office Supplies
2	930.41	\$	5.30	7	2017 ANNUAL MTG SUPPL FIRST NATI 06/17 OFFICE	Annual Meeting Office Supplies
2	930.41	\$	3.07	7	2017 ANNUAL MTG SUPPL FIRST NATI 06/17 OFFICE	Annual Meeting Office Supplies
2	930.41	\$	7.70	8	2017 ANNUAL MTG USE O CONNESS DA 060717	Annual Meeting Parking
2	930.41	\$	6.65	8	2017 ANNUAL MTG USE O CONNESS DA 060717	Annual Meeting Parking
2	930.41	\$	3.85	8	2017 ANNUAL MTG USE O CONNESS DA 060717	Annual Meeting Parking
2	930.41	\$	7.70	8	2017 ANNUAL MTG USE O FLAX KENNE 060717	Annual Meeting Parking
2	930.41	\$	6.65	8	2017 ANNUAL MTG USE O FLAX KENNE 060717	Annual Meeting Parking
2	930.41	\$	3.85	8	2017 ANNUAL MTG USE O FLAX KENNE 060717	Annual Meeting Parking
2	930.41	\$	7.70	8	2017 ANNUAL MTG USE O SCHOENTHAL 060717	Annual Meeting Parking
2	930.41	\$	6.65	8	2017 ANNUAL MTG USE O SCHOENTHAL 060717	Annual Meeting Parking
2	930.41	\$	3.85	8	2017 ANNUAL MTG USE O SCHOENTHAL 060717	Annual Meeting Parking
2	930.41	\$	7.70	8	2017 ANNUAL MTG USE O SCHRANT RI 060717	Annual Meeting Parking
2	930.41	\$	6.65	8	2017 ANNUAL MTG USE O SCHRANT RI 060717	Annual Meeting Parking
2	930.41	\$	3.85	8	2017 ANNUAL MTG USE O SCHRANT RI 060717	Annual Meeting Parking
2	921	\$	5.46	5	2017 BANK DEBIT-ACH FEES	Banking Fees
2	921	\$	4.71	5	2017 BANK DEBIT-ACH FEES	Banking Fees
2	921	\$	2.73	5	2017 BANK DEBIT-ACH FEES	Banking Fees
2	921	\$	1,053.08	2	2017 DISTRIBUTE PREPAID MAINTENANCE	Software
2	921	\$	656.57	2	2017 DISTRIBUTE PREPAID ST MAINTENANCE	Software
2	930.41	\$	3.23	6	2017 ANNUAL MTG-ICE C HEARTLAND 060717	Excludable Annual Meeting Expense
2	930.41	\$	2.79	6	2017 ANNUAL MTG-ICE C HEARTLAND 060717	Excludable Annual Meeting Expense
2	930.41	\$	1.61	6	2017 ANNUAL MTG-ICE C HEARTLAND 060717	Excludable Annual Meeting Expense
2	921	\$	49.50	7	2017 ANNUAL PERMIT #3 POSTMASTER 07252017	Mailing Expenses
2	921	\$	42.75	7	2017 ANNUAL PERMIT #3 POSTMASTER 07252017	Mailing Expenses
2	921	\$	24.75	7	2017 ANNUAL PERMIT #3 POSTMASTER 07252017	Mailing Expenses
2	930.41	\$	49.50	4	2017 ANNUAL PERMIT #8 POSTMASTER 041917A	Mailing Expenses
2	930.41	\$	42.75	4	2017 ANNUAL PERMIT #8 POSTMASTER 041917A	Mailing Expenses
2	930.41	\$	24.75	4	2017 ANNUAL PERMIT #8 POSTMASTER 041917A	Mailing Expenses
2	921	\$	16.28	6	2017 AP CK BINDING CA AMAZON CAP 0JN5QP801WDF	Office Supplies / Equipment
2	921	\$	14.06	6	2017 AP CK BINDING CA AMAZON CAP 0JN5QP801WDF	Office Supplies / Equipment
2	921	\$	8.14	6	2017 AP CK BINDING CA AMAZON CAP 0JN5QP801WDF	Office Supplies / Equipment
2	921	\$	8.14	6	2017 AP CK BINDING CA AMAZON CAP 0VPK9L4J117K	Office Supplies / Equipment
2	921	\$	7.03	6	2017 AP CK BINDING CA AMAZON CAP 0VPK9L4J117K	Office Supplies / Equipment
2	921	\$	4.07	6	2017 AP CK BINDING CA AMAZON CAP 0VPK9L4J117K	Office Supplies / Equipment
2	935.1	\$	188.53	1	2017 APC PDU'S FOR SE IT1 SOURCE 567975-IN	Software
2	935.1	\$	162.82	1	2017 APC PDU'S FOR SE IT1 SOURCE 567975-IN	Software
2	935.1	\$	94.27	1	2017 APC PDU'S FOR SE IT1 SOURCE 567975-IN	Software
2	935.1	\$	20.39	6	2017 APPLECARE FOR IP IT1 SOURCE A044791-IN	Software
2	935.1	\$	17.61	6	2017 APPLECARE FOR IP IT1 SOURCE A044791-IN	Software
2	935.1	\$	10.18	6	2017 APPLECARE FOR IP IT1 SOURCE A044791-IN	Software
2	926	\$	16,617.18	4	2017 APR 2017 KECHIT	Employee Benefit - Health Insurance
2	926	\$	14,878.29	4	2017 APR 2017 KECHIT	Employee Benefit - Health Insurance
2	926	\$	13,301.62	4	2017 APR 2017 KECHIT	Employee Benefit - Health Insurance
2	921	\$	679.96	5	2017 APR DISPATCH SER COOPERATIV 100747	Utilities / Telephone
2	921	\$	587.24	5	2017 APR DISPATCH SER COOPERATIV 100747	Utilities / Telephone
2	921	\$	339.98	5	2017 APR DISPATCH SER COOPERATIV 100747	Utilities / Telephone
2	921	\$	5.63	6	2017 BANK DEBIT-ACH FEES	Banking Fees
2	921	\$	4.86	6	2017 BANK DEBIT-ACH FEES	Banking Fees
2	921	\$	2.82	6	2017 BANK DEBIT-ACH FEES	Banking Fees
2	921	\$	597.70	2	2017 DISTRIBUTE PREPAID MAINTENANCE	Software
2	921	\$	372.65	2	2017 DISTRIBUTE PREPAID ST MAINTENANCE	Software
2	925	\$	700.06	4	2017 APR DUES,SUBS,C- KANSAS ELE 133841	Dues - KEC
2	925	\$	604.60	4	2017 APR DUES,SUBS,C- KANSAS ELE 133841	Dues - KEC
2	925	\$	350.03	4	2017 APR DUES,SUBS,C- KANSAS ELE 133841	Dues - KEC
2	926	\$	13.21	4	2017 APR DUES,SUBS,C- KANSAS ELE 133841	Dues - KEC
2	926	\$	11.41	4	2017 APR DUES,SUBS,C- KANSAS ELE 133841	Dues - KEC
2	926	\$	6.60	4	2017 APR DUES,SUBS,C- KANSAS ELE 133841	Dues - KEC
2	930.1	\$	550.24	4	2017 APR DUES,SUBS,C- KANSAS ELE 133841	Dues - KEC
2	930.1	\$	475.21	4	2017 APR DUES,SUBS,C- KANSAS ELE 133841	Dues - KEC
2	930.1	\$	275.11	4	2017 APR DUES,SUBS,C- KANSAS ELE 133841	Dues - KEC
2	926	\$	55.00	4	2017 APR/MAY/JUN FIT FIT THUMB 5600	Employee Benefit - Wellness Program
2	926	\$	47.50	4	2017 APR/MAY/JUN FIT FIT THUMB 5600	Employee Benefit - Wellness Program
2	926	\$	27.50	4	2017 APR/MAY/JUN FIT FIT THUMB 5600	Employee Benefit - Wellness Program
2	926	\$	127.75	4	2017 APRIL 17 GROUP A NRECA 17041029A	Employee Benefit - NRECA Group Benefits
2	926	\$	124.85	4	2017 APRIL 17 GROUP A NRECA 17041029A	Employee Benefit - NRECA Group Benefits
2	926	\$	103.98	4	2017 APRIL 17 GROUP A NRECA 17041029A	Employee Benefit - NRECA Group Benefits
2	926	\$	1,090.70	4	2017 APRIL 17 GROUP I NRECA 17041029	Employee Benefit - NRECA Group Benefits
2	925	\$	(2,320.04)	2	2017 DISTRIBUTE SAFETY	Safety
2	926	\$	1,065.93	4	2017 APRIL 17 GROUP I NRECA 17041029	Employee Benefit - NRECA Group Benefits
2	926	\$	887.70	4	2017 APRIL 17 GROUP I NRECA 17041029	Employee Benefit - NRECA Group Benefits
2	926	\$	18,895.71	4	2017 APRIL 17 PENSION NRECA 17048368	Employee Benefit - NRECA Pension
2	926	\$	18,466.50	4	2017 APRIL 17 PENSION NRECA 17048368	Employee Benefit - NRECA Pension
2	926	\$	15,378.92	4	2017 APRIL 17 PENSION NRECA 17048368	Employee Benefit - NRECA Pension
2	926	\$	477.26	4	2017 APRIL 17 PENSION NRECA 17048368A	Employee Benefit - NRECA Pension
2	926	\$	466.42	4	2017 APRIL 17 PENSION NRECA 17048368A	Employee Benefit - NRECA Pension
2	926	\$	388.44	4	2017 APRIL 17 PENSION NRECA 17048368A	Employee Benefit - NRECA Pension
2	930.5	\$	132.00	4	2017 APRIL BOARD MEET EVANS LARR 042017	Board Member Per Diem & Mileage
2	925	\$	(2,350.31)	2	2017 DISTRIBUTE SAFETY	Safety
2	930.5	\$	13.54	4	2017 APRIL BOARD MEET EVANS LARR 042017	Board Member Per Diem & Mileage
2	925	\$	(503.25)	2	2017 DISTRIBUTE SAFETY	Safety
2	925	\$	336.08	2	2017 TRANSPORTATION CLEARING 184.100	Travel
2	925	\$	12.04	2	2017 TRANSPORTATION CLEARING 184.300	Travel
2	925	\$	(1,688.69)	2	2017 DISTRIBUTE SAFETY	Safety

2	930.5	\$	114.00	4	2017 APRIL BOARD MEET EVANS LARR 042017	Board Member Per Diem & Mileage
2	930.5	\$	11.69	4	2017 APRIL BOARD MEET EVANS LARR 042017	Board Member Per Diem & Mileage
2	930.5	\$	66.00	4	2017 APRIL BOARD MEET EVANS LARR 042017	Board Member Per Diem & Mileage
2	930.5	\$	6.77	4	2017 APRIL BOARD MEET EVANS LARR 042017	Board Member Per Diem & Mileage
2	930.5	\$	132.00	4	2017 APRIL BOARD MTG CROSSLAND 042017	Board Member Per Diem & Mileage
2	930.5	\$	3.53	4	2017 APRIL BOARD MTG CROSSLAND 042017	Board Member Per Diem & Mileage
2	930.5	\$	114.00	4	2017 APRIL BOARD MTG CROSSLAND 042017	Board Member Per Diem & Mileage
2	930.5	\$	3.05	4	2017 APRIL BOARD MTG CROSSLAND 042017	Board Member Per Diem & Mileage
2	930.5	\$	66.00	4	2017 APRIL BOARD MTG CROSSLAND 042017	Board Member Per Diem & Mileage
2	925	\$	(2,712.00)	2	2017 DISTRIBUTE SAFETY	Safety
2	930.5	\$	1.77	4	2017 APRIL BOARD MTG CROSSLAND 042017	Board Member Per Diem & Mileage
2	925	\$	(434.63)	2	2017 DISTRIBUTE SAFETY	Safety
2	925	\$	333.20	2	2017 TRANSPORTATION CLEARING 184.100	Travel
2	925	\$	2.10	2	2017 TRANSPORTATION CLEARING 184.300	Travel
2	925	\$	(2,281.02)	2	2017 DISTRIBUTE SAFETY	Safety
2	930.5	\$	132.00	4	2017 APRIL BOARD MTG HOBBS TERR 042017	Board Member Per Diem & Mileage
2	930.5	\$	4.71	4	2017 APRIL BOARD MTG HOBBS TERR 042017	Board Member Per Diem & Mileage
2	930.5	\$	114.00	4	2017 APRIL BOARD MTG HOBBS TERR 042017	Board Member Per Diem & Mileage
2	930.5	\$	4.07	4	2017 APRIL BOARD MTG HOBBS TERR 042017	Board Member Per Diem & Mileage
2	930.5	\$	66.00	4	2017 APRIL BOARD MTG HOBBS TERR 042017	Board Member Per Diem & Mileage
2	930.5	\$	2.35	4	2017 APRIL BOARD MTG HOBBS TERR 042017	Board Member Per Diem & Mileage
2	930.5	\$	132.00	4	2017 APRIL BOARD MTG JOY FRANK 042017	Board Member Per Diem & Mileage
2	930.5	\$	8.24	4	2017 APRIL BOARD MTG JOY FRANK 042017	Board Member Per Diem & Mileage
2	930.5	\$	114.00	4	2017 APRIL BOARD MTG JOY FRANK 042017	Board Member Per Diem & Mileage
2	925	\$	(4,743.12)	2	2017 DISTRIBUTE SAFETY	Safety
2	930.5	\$	7.12	4	2017 APRIL BOARD MTG JOY FRANK 042017	Board Member Per Diem & Mileage
2	925	\$	(251.62)	2	2017 DISTRIBUTE SAFETY	Safety
2	925	\$	229.77	2	2017 TRANSPORTATION CLEARING 184.100	Travel
2	925	\$	6.02	2	2017 TRANSPORTATION CLEARING 184.300	Travel
2	925.1	\$	40.85	2	2017 DISTRIBUTE INSURANCE - VEH & GENERAL	Insurance
2	925.1	\$	35.98	2	2017 DISTRIBUTE INSURANCE - VEH & GENERAL	Insurance
2	925.1	\$	20.42	2	2017 DISTRIBUTE INSURANCE - VEH & GENERAL	Insurance
2	930.5	\$	66.00	4	2017 APRIL BOARD MTG JOY FRANK 042017	Board Member Per Diem & Mileage
2	930.5	\$	4.11	4	2017 APRIL BOARD MTG JOY FRANK 042017	Board Member Per Diem & Mileage
2	930.5	\$	132.00	4	2017 APRIL BOARD MTG KELLER MEL 042017	Board Member Per Diem & Mileage
2	930.5	\$	8.47	4	2017 APRIL BOARD MTG KELLER MEL 042017	Board Member Per Diem & Mileage
2	930.5	\$	114.00	4	2017 APRIL BOARD MTG KELLER MEL 042017	Board Member Per Diem & Mileage
2	930.5	\$	7.32	4	2017 APRIL BOARD MTG KELLER MEL 042017	Board Member Per Diem & Mileage
2	926	\$	2,407.42	2	2017 DISTRIBUTE CO CONTRIBUTIONS 401K	Employee Benefit - 401(k) Company Match
2	926	\$	3,783.18	2	2017 DISTRIBUTE NRECA PENSION PREPAY	Employee Benefit - NRECA Pension
2	930.5	\$	66.00	4	2017 APRIL BOARD MTG KELLER MEL 042017	Board Member Per Diem & Mileage
2	930.5	\$	4.24	4	2017 APRIL BOARD MTG KELLER MEL 042017	Board Member Per Diem & Mileage
2	930.5	\$	132.00	4	2017 APRIL BOARD MTG LUETTERS C 042017	Board Member Per Diem & Mileage
2	930.5	\$	6.59	4	2017 APRIL BOARD MTG LUETTERS C 042017	Board Member Per Diem & Mileage
2	930.5	\$	114.00	4	2017 APRIL BOARD MTG LUETTERS C 042017	Board Member Per Diem & Mileage
2	930.5	\$	5.69	4	2017 APRIL BOARD MTG LUETTERS C 042017	Board Member Per Diem & Mileage
2	930.5	\$	66.00	4	2017 APRIL BOARD MTG LUETTERS C 042017	Board Member Per Diem & Mileage
2	930.5	\$	3.30	4	2017 APRIL BOARD MTG LUETTERS C 042017	Board Member Per Diem & Mileage
2	930.5	\$	132.00	4	2017 APRIL BOARD MTG ROHLEDER S 042017	Board Member Per Diem & Mileage
2	930.5	\$	6.83	4	2017 APRIL BOARD MTG ROHLEDER S 042017	Board Member Per Diem & Mileage
2	930.5	\$	114.00	4	2017 APRIL BOARD MTG ROHLEDER S 042017	Board Member Per Diem & Mileage
2	930.5	\$	5.90	4	2017 APRIL BOARD MTG ROHLEDER S 042017	Board Member Per Diem & Mileage
2	930.5	\$	66.00	4	2017 APRIL BOARD MTG ROHLEDER S 042017	Board Member Per Diem & Mileage
2	926	\$	2,155.51	2	2017 DISTRIBUTE CO CONTRIBUTIONS 401K	Employee Benefit - 401(k) Company Match
2	926	\$	3,387.30	2	2017 DISTRIBUTE NRECA PENSION PREPAY	Employee Benefit - NRECA Pension
2	930.5	\$	3.41	4	2017 APRIL BOARD MTG ROHLEDER S 042017	Board Member Per Diem & Mileage
2	930.5	\$	132.00	4	2017 APRIL BOARD MTG SCHAUS RIC 042017	Board Member Per Diem & Mileage
2	930.5	\$	3.30	4	2017 APRIL BOARD MTG SCHAUS RIC 042017	Board Member Per Diem & Mileage
2	930.5	\$	114.00	4	2017 APRIL BOARD MTG SCHAUS RIC 042017	Board Member Per Diem & Mileage
2	930.5	\$	2.85	4	2017 APRIL BOARD MTG SCHAUS RIC 042017	Board Member Per Diem & Mileage
2	930.5	\$	66.00	4	2017 APRIL BOARD MTG SCHAUS RIC 042017	Board Member Per Diem & Mileage
2	930.5	\$	1.64	4	2017 APRIL BOARD MTG SCHAUS RIC 042017	Board Member Per Diem & Mileage
2	930.5	\$	132.00	4	2017 APRIL BOARD MTG WEINHOLD D 042017	Board Member Per Diem & Mileage
2	930.5	\$	23.54	4	2017 APRIL BOARD MTG WEINHOLD D 042017	Board Member Per Diem & Mileage
2	930.5	\$	114.00	4	2017 APRIL BOARD MTG WEINHOLD D 042017	Board Member Per Diem & Mileage
2	930.5	\$	20.33	4	2017 APRIL BOARD MTG WEINHOLD D 042017	Board Member Per Diem & Mileage
2	926	\$	1,927.09	2	2017 DISTRIBUTE CO CONTRIBUTIONS 401K	Employee Benefit - 401(k) Company Match
2	926	\$	3,028.34	2	2017 DISTRIBUTE NRECA PENSION PREPAY	Employee Benefit - NRECA Pension
2	930.5	\$	66.00	4	2017 APRIL BOARD MTG WEINHOLD D 042017	Board Member Per Diem & Mileage
2	930.5	\$	11.77	4	2017 APRIL BOARD MTG WEINHOLD D 042017	Board Member Per Diem & Mileage
2	926	\$	85.02	2	2017 TRANSPORTATION CLEARING 184.100	Travel
2	930.5	\$	132.00	5	2017 APRIL SUNFLOWER JOY FRANK 041917	Board Member Per Diem & Mileage
2	930.5	\$	1.41	5	2017 APRIL SUNFLOWER JOY FRANK 041917	Board Member Per Diem & Mileage
2	930.5	\$	114.00	5	2017 APRIL SUNFLOWER JOY FRANK 041917	Board Member Per Diem & Mileage
2	930.5	\$	1.22	5	2017 APRIL SUNFLOWER JOY FRANK 041917	Board Member Per Diem & Mileage
2	930.5	\$	66.00	5	2017 APRIL SUNFLOWER JOY FRANK 041917	Board Member Per Diem & Mileage
2	930.5	\$	0.71	5	2017 APRIL SUNFLOWER JOY FRANK 041917	Board Member Per Diem & Mileage
2	930.4	\$	51.79	5	2017 ARR MAG-ARLINGTO CRAMER CRA 052617	Training / Education
2	930.4	\$	44.73	5	2017 ARR MAG-ARLINGTO CRAMER CRA 052617	Training / Education
2	930.4	\$	25.89	5	2017 ARR MAG-ARLINGTO CRAMER CRA 052617	Training / Education
2	930.4	\$	58.61	10	2017 ARR MAG MTG-CRAIG CRAMER CRA 102017	Training / Education
2	930.4	\$	50.62	10	2017 ARR MAG MTG-CRAIG CRAMER CRA 102017	Training / Education
2	930.4	\$	29.31	10	2017 ARR MAG MTG-CRAIG CRAMER CRA 102017	Training / Education
2	930.4	\$	301.81	7	2017 ARR MAG MTG-CRAIG FIRST NATI 06/17 CRAIG	Training / Education
2	930.4	\$	260.66	7	2017 ARR MAG MTG-CRAIG FIRST NATI 06/17 CRAIG	Training / Education
2	930.4	\$	150.90	7	2017 ARR MAG MTG-CRAIG FIRST NATI 06/17 CRAIG	Training / Education
2	930.4	\$	106.97	9	2017 ARR MAG MTG-CRAIG FIRST NATI 08/17 CRAIG	Training / Education

2	930.4	\$	92.38	9	2017 ARR MAG MTG-CRAIG FIRST NATI 08/17 CRAIG	Training / Education
2	930.4	\$	53.49	9	2017 ARR MAG MTG-CRAIG FIRST NATI 08/17 CRAIG	Training / Education
2	930.4	\$	241.25	12	2017 ARR MAG-CRAIG-SAN FIRST NATI 11/17 CRAIG	Training / Education
2	930.2	\$	597.36	2	2017 DISTRIBUTE PROPERTY TAX	Property Tax
2	930.2	\$	66.73	2	2017 DISTRIBUTE INSURANCE - PROP LIAB & UMB	Insurance
2	930.2	\$	526.24	2	2017 DISTRIBUTE PROPERTY TAX	Property Tax
2	930.2	\$	58.79	2	2017 DISTRIBUTE INSURANCE - PROP LIAB & UMB	Insurance
2	930.2	\$	298.68	2	2017 DISTRIBUTE PROPERTY TAX	Property Tax
2	930.2	\$	33.37	2	2017 DISTRIBUTE INSURANCE - PROP LIAB & UMB	Insurance
2	930.4	\$	57.85	2	2017 DISTRIBUTE VACATION	Employee Benefit - Vacation
2	930.4	\$	118.37	2	2017 DISTRIBUTE SAFETY	Safety
2	930.4	\$	208.35	12	2017 ARR MAG-CRAIG-SAN FIRST NATI 11/17 CRAIG	Training / Education
2	930.4	\$	120.63	12	2017 ARR MAG-CRAIG-SAN FIRST NATI 11/17 CRAIG	Training / Education
2	930.4	\$	6.96	11	2017 ARR MAG-SAN FRANC FIRST NATI 10/17 CRAIG	Training / Education
2	930.4	\$	6.96	11	2017 ARR MAG-SAN FRANC FIRST NATI 10/17 CRAIG	Training / Education
2	930.4	\$	6.01	11	2017 ARR MAG-SAN FRANC FIRST NATI 10/17 CRAIG	Training / Education
2	930.4	\$	6.01	11	2017 ARR MAG-SAN FRANC FIRST NATI 10/17 CRAIG	Training / Education
2	930.4	\$	3.48	11	2017 ARR MAG-SAN FRANC FIRST NATI 10/17 CRAIG	Training / Education
2	930.4	\$	14.09	2	2017 DISTRIBUTE INSURANCE - DOM	Insurance - DOM
2	930.4	\$	20.52	2	2017 DISTRIBUTE WC INSURANCE	Employee Benefit - Work Comp Insurance
2	930.4	\$	48.03	2	2017 DISTRIBUTE VACATION	Employee Benefit - Vacation
2	930.4	\$	102.57	2	2017 DISTRIBUTE SAFETY	Safety
2	930.4	\$	3.48	11	2017 ARR MAG-SAN FRANC FIRST NATI 10/17 CRAIG	Training / Education
2	935.2	\$	306.19	1	2017 ASA USER LICENSE IT1 SOURCE 568153-IN	Software
2	935.2	\$	264.44	1	2017 ASA USER LICENSE IT1 SOURCE 568153-IN	Software
2	935.2	\$	153.09	1	2017 ASA USER LICENSE IT1 SOURCE 568153-IN	Software
2	935.1	\$	1.60	6	2017 AUDIO CABLE FOR AMAZON CAP 0LQRQTLR4M5K	Office Supplies / Equipment
2	935.1	\$	1.39	6	2017 AUDIO CABLE FOR AMAZON CAP 0LQRQTLR4M5K	Office Supplies / Equipment
2	935.1	\$	0.80	6	2017 AUDIO CABLE FOR AMAZON CAP 0LQRQTLR4M5K	Office Supplies / Equipment
2	930.4	\$	12.41	2	2017 DISTRIBUTE INSURANCE - DOM	Insurance - DOM
2	930.4	\$	17.03	2	2017 DISTRIBUTE WC INSURANCE	Employee Benefit - Work Comp Insurance
2	930.4	\$	28.28	2	2017 DISTRIBUTE VACATION	Employee Benefit - Vacation
2	930.4	\$	101.67	2	2017 DISTRIBUTE SAFETY	Safety
2	935.1	\$	1.10	7	2017 AUDIO CABLE FOR AMAZON CAP 0M619MH324YB	Office Supplies / Equipment
2	935.1	\$	0.95	7	2017 AUDIO CABLE FOR AMAZON CAP 0M619MH324YB	Office Supplies / Equipment
2	935.1	\$	0.56	7	2017 AUDIO CABLE FOR AMAZON CAP 0M619MH324YB	Office Supplies / Equipment
2	935.1	\$	249.14	8	2017 AUG COMMAND CENT LANDIS+GYR 90250405	Software
2	935.1	\$	215.17	8	2017 AUG COMMAND CENT LANDIS+GYR 90250405	Software
2	935.1	\$	124.57	8	2017 AUG COMMAND CENT LANDIS+GYR 90250405	Software
2	921	\$	672.84	9	2017 AUG DISPATCH SER COOPERATIV 102805	Utilities / Telephone
2	930.4	\$	7.04	2	2017 DISTRIBUTE INSURANCE - DOM	Insurance - DOM
2	930.4	\$	10.03	2	2017 DISTRIBUTE WC INSURANCE	Employee Benefit - Work Comp Insurance
2	921	\$	581.09	9	2017 AUG DISPATCH SER COOPERATIV 102805	Utilities / Telephone
2	921	\$	336.41	9	2017 AUG DISPATCH SER COOPERATIV 102805	Utilities / Telephone
2	925	\$	700.06	8	2017 AUG DUES,SUBS,C- KANSAS ELE 134396	Dues - KEC
2	925	\$	604.60	8	2017 AUG DUES,SUBS,C- KANSAS ELE 134396	Dues - KEC
2	925	\$	350.03	8	2017 AUG DUES,SUBS,C- KANSAS ELE 134396	Dues - KEC
2	926	\$	13.26	8	2017 AUG DUES,SUBS,C- KANSAS ELE 134396	Dues - KEC
2	926	\$	11.45	8	2017 AUG DUES,SUBS,C- KANSAS ELE 134396	Dues - KEC
2	926	\$	6.63	8	2017 AUG DUES,SUBS,C- KANSAS ELE 134396	Dues - KEC
2	930.1	\$	550.19	8	2017 AUG DUES,SUBS,C- KANSAS ELE 134396	Dues - KEC
2	930.1	\$	475.17	8	2017 AUG DUES,SUBS,C- KANSAS ELE 134396	Dues - KEC
2	930.1	\$	275.09	8	2017 AUG DUES,SUBS,C- KANSAS ELE 134396	Dues - KEC
2	926	\$	55.00	8	2017 AUG FIT THUMB FE FIT THUMB 5805	Employee Benefit - Wellness Program
2	926	\$	47.50	8	2017 AUG FIT THUMB FE FIT THUMB 5805	Employee Benefit - Wellness Program
2	926	\$	27.50	8	2017 AUG FIT THUMB FE FIT THUMB 5805	Employee Benefit - Wellness Program
2	926	\$	1,111.00	8	2017 AUGUST 17 GROUP NRECA 17081029	Employee Benefit - NRECA Group Benefits
2	926	\$	1,008.00	8	2017 AUGUST 17 GROUP NRECA 17081029	Employee Benefit - NRECA Group Benefits
2	926	\$	934.95	8	2017 AUGUST 17 GROUP NRECA 17081029	Employee Benefit - NRECA Group Benefits
2	926	\$	130.14	8	2017 AUGUST 17 GROUP NRECA 17081029A	Employee Benefit - NRECA Group Benefits
2	926	\$	118.07	8	2017 AUGUST 17 GROUP NRECA 17081029A	Employee Benefit - NRECA Group Benefits
2	926	\$	109.51	8	2017 AUGUST 17 GROUP NRECA 17081029A	Employee Benefit - NRECA Group Benefits
2	926	\$	19,248.02	8	2017 AUGUST 17 PENSIO NRECA 17088370	Employee Benefit - NRECA Pension
2	926	\$	17,463.58	8	2017 AUGUST 17 PENSIO NRECA 17088370	Employee Benefit - NRECA Pension
2	926	\$	16,197.76	8	2017 AUGUST 17 PENSIO NRECA 17088370	Employee Benefit - NRECA Pension
2	926	\$	486.16	8	2017 AUGUST 17 PENSIO NRECA 17088370A	Employee Benefit - NRECA Pension
2	926	\$	441.09	8	2017 AUGUST 17 PENSIO NRECA 17088370A	Employee Benefit - NRECA Pension
2	926	\$	409.12	8	2017 AUGUST 17 PENSIO NRECA 17088370A	Employee Benefit - NRECA Pension
2	926	\$	11,565.53	8	2017 AUGUST 2017 KECHIT	Employee Benefit - Health Insurance
2	926	\$	11,291.71	8	2017 AUGUST 2017 KECHIT	Employee Benefit - Health Insurance
2	926	\$	13,048.79	8	2017 AUGUST 2017 KECHIT	Employee Benefit - Health Insurance
2	930.5	\$	132.00	8	2017 AUGUST BOARD MTG CROSSLAND 081717	Board Member Per Diem & Mileage
2	930.5	\$	3.53	8	2017 AUGUST BOARD MTG CROSSLAND 081717	Board Member Per Diem & Mileage
2	930.5	\$	114.00	8	2017 AUGUST BOARD MTG CROSSLAND 081717	Board Member Per Diem & Mileage
2	930.5	\$	3.05	8	2017 AUGUST BOARD MTG CROSSLAND 081717	Board Member Per Diem & Mileage
2	930.5	\$	66.00	8	2017 AUGUST BOARD MTG CROSSLAND 081717	Board Member Per Diem & Mileage
2	930.5	\$	1.77	8	2017 AUGUST BOARD MTG CROSSLAND 081717	Board Member Per Diem & Mileage
2	930.5	\$	132.00	8	2017 AUGUST BOARD MTG EVANS LARR 081717	Board Member Per Diem & Mileage
2	930.5	\$	13.54	8	2017 AUGUST BOARD MTG EVANS LARR 081717	Board Member Per Diem & Mileage
2	930.5	\$	114.00	8	2017 AUGUST BOARD MTG EVANS LARR 081717	Board Member Per Diem & Mileage
2	930.5	\$	11.69	8	2017 AUGUST BOARD MTG EVANS LARR 081717	Board Member Per Diem & Mileage
2	930.5	\$	66.00	8	2017 AUGUST BOARD MTG EVANS LARR 081717	Board Member Per Diem & Mileage
2	930.5	\$	6.77	8	2017 AUGUST BOARD MTG EVANS LARR 081717	Board Member Per Diem & Mileage
2	930.5	\$	132.00	10	2017 AUGUST BOARD MTG EVANS LARR 101917	Board Member Per Diem & Mileage
2	930.5	\$	13.54	10	2017 AUGUST BOARD MTG EVANS LARR 101917	Board Member Per Diem & Mileage
2	930.5	\$	114.00	10	2017 AUGUST BOARD MTG EVANS LARR 101917	Board Member Per Diem & Mileage
2	930.5	\$	11.69	10	2017 AUGUST BOARD MTG EVANS LARR 101917	Board Member Per Diem & Mileage





2	935	\$	12.32	2	2017 DISTRIBUTE VACATION	Employee Benefit - Vacation
2	935	\$	25.20	2	2017 DISTRIBUTE SAFETY	Safety
2	935	\$	4.37	2	2017 DISTRIBUTE WC INSURANCE	Employee Benefit - Work Comp Insurance
2	935.2	\$	17.28	5	2017 BACKUP INTERNET EAGLE COMM 410	Utilities / Telephone
2	935.2	\$	10.00	5	2017 BACKUP INTERNET EAGLE COMM 410	Utilities / Telephone
2	935	\$	35.71	5	2017 BALLAST FIRST NATI 04/17 JAY	Building Maintenance
2	935.1	\$	66.33	2	2017 DISTRIBUTE VACATION	Employee Benefit - Vacation
2	935.1	\$	135.71	2	2017 DISTRIBUTE SAFETY	Safety
2	935.3	\$	10.87	3	2017 BATTERIES CARMICHEAL A109522	Office Supplies / Equipment
2	935.3	\$	70.75	4	2017 BATTERIES CARMICHEAL A110834	Office Supplies / Equipment
2	935.3	\$	50.11	9	2017 BATTERIES CARMICHEAL A125953	Office Supplies / Equipment
2	935.3	\$	10.88	11	2017 BATTERIES CARMICHEAL B96154	Office Supplies / Equipment
2	921	\$	3.83	11	2017 BATTERIES KEYSER TRU A139302	Office Supplies / Equipment
2	921	\$	3.83	11	2017 BATTERIES KEYSER TRU A139302	Office Supplies / Equipment
2	921	\$	3.31	11	2017 BATTERIES KEYSER TRU A139302	Office Supplies / Equipment
2	921	\$	3.31	11	2017 BATTERIES KEYSER TRU A139302	Office Supplies / Equipment
2	921	\$	1.92	11	2017 BATTERIES KEYSER TRU A139302	Office Supplies / Equipment
2	935.1	\$	23.52	2	2017 DISTRIBUTE WC INSURANCE	Employee Benefit - Work Comp Insurance
2	935.1	\$	62.39	2	2017 DISTRIBUTE VACATION	Employee Benefit - Vacation
2	935.1	\$	133.26	2	2017 DISTRIBUTE SAFETY	Safety
2	921	\$	1.92	11	2017 BATTERIES KEYSER TRU A139302	Office Supplies / Equipment
2	921	\$	6.47	9	2017 BATTERIES KEYSER TRU S136241	Office Supplies / Equipment
2	921	\$	5.59	9	2017 BATTERIES KEYSER TRU S136241	Office Supplies / Equipment
2	921	\$	3.23	9	2017 BATTERIES KEYSER TRU S136241	Office Supplies / Equipment
2	935.3	\$	19.55	7	2017 BATTERIES NEMNICH TR A103986	Office Supplies / Equipment
2	935.3	\$	16.30	9	2017 BATTERIES NEMNICH TR B96983	Office Supplies / Equipment
2	935.3	\$	30.79	4	2017 BATTERIES,STORAG CARMICHEAL B88600	Office Supplies / Equipment
2	935.1	\$	270.23	1	2017 BATTERY BACKUP/R IT1 SOURCE 568410-IN	Office Supplies / Equipment
2	935.1	\$	233.38	1	2017 BATTERY BACKUP/R IT1 SOURCE 568410-IN	Office Supplies / Equipment
2	935.1	\$	8.31	2	2017 TRANSPORTATION CLEARING 184.300	Travel
2	935.1	\$	22.13	2	2017 DISTRIBUTE WC INSURANCE	Employee Benefit - Work Comp Insurance
2	935.1	\$	32.43	2	2017 DISTRIBUTE VACATION	Employee Benefit - Vacation
2	935.1	\$	116.57	2	2017 DISTRIBUTE SAFETY	Safety
2	935.1	\$	135.13	1	2017 BATTERY BACKUP/R IT1 SOURCE 568410-IN	Office Supplies / Equipment
2	930.42	\$	16.79	12	2017 BD MTG ROLLS FIRST NATI 11/17 OFFICE	Excludable Board Expenses
2	930.42	\$	14.50	12	2017 BD MTG ROLLS FIRST NATI 11/17 OFFICE	Excludable Board Expenses
2	930.42	\$	8.39	12	2017 BD MTG ROLLS FIRST NATI 11/17 OFFICE	Excludable Board Expenses
2	930.42	\$	25.61	11	2017 BD MTG ROLLS,SNA FIRST NATI 10/17 CHRIS	Excludable Board Expenses
2	930.42	\$	25.61	11	2017 BD MTG ROLLS,SNA FIRST NATI 10/17 CHRIS	Excludable Board Expenses
2	930.42	\$	22.12	11	2017 BD MTG ROLLS,SNA FIRST NATI 10/17 CHRIS	Excludable Board Expenses
2	930.42	\$	22.12	11	2017 BD MTG ROLLS,SNA FIRST NATI 10/17 CHRIS	Excludable Board Expenses
2	930.42	\$	12.81	11	2017 BD MTG ROLLS,SNA FIRST NATI 10/17 CHRIS	Excludable Board Expenses
2	935.1	\$	11.50	2	2017 DISTRIBUTE WC INSURANCE	Employee Benefit - Work Comp Insurance
2	930.42	\$	12.81	11	2017 BD MTG ROLLS,SNA FIRST NATI 10/17 CHRIS	Excludable Board Expenses
2	921	\$	22.82	1	2017 BENS,PENCILS,CAN TRI-CENTRA B351415	Office Supplies / Equipment
2	921	\$	19.70	1	2017 BENS,PENCILS,CAN TRI-CENTRA B351415	Office Supplies / Equipment
2	921	\$	11.41	1	2017 BENS,PENCILS,CAN TRI-CENTRA B351415	Office Supplies / Equipment
2	930.1	\$	66.83	8	2017 BIC CLIC STIC PE JF BEAVER 78312	Office Supplies / Equipment
2	930.1	\$	57.72	8	2017 BIC CLIC STIC PE JF BEAVER 78312	Office Supplies / Equipment
2	930.1	\$	33.42	8	2017 BIC CLIC STIC PE JF BEAVER 78312	Office Supplies / Equipment
2	921	\$	25.32	12	2017 BINDERS,FASTENER TRI-CENTRA B361859	Office Supplies / Equipment
2	921	\$	21.87	12	2017 BINDERS,FASTENER TRI-CENTRA B361859	Office Supplies / Equipment
2	921	\$	12.66	12	2017 BINDERS,FASTENER TRI-CENTRA B361859	Office Supplies / Equipment
2	935.3	\$	35.84	2	2017 BIT HOLDER,HOLE FIRST NATI 01/17 JAY	Small Tools / Supplies
2	921	\$	45.92	4	2017 BLACK BINDERS,SC TRI-CENTRA B354035	Office Supplies / Equipment
2	935.3	\$	91.90	2	2017 DISTRIBUTE VACATION	Employee Benefit - Vacation
2	921	\$	11.24	7	2017 BLACK INK CARTRI WESTERN KA 54533	Office Supplies / Equipment
2	921	\$	9.71	7	2017 BLACK INK CARTRI WESTERN KA 54533	Office Supplies / Equipment
2	921	\$	5.62	7	2017 BLACK INK CARTRI WESTERN KA 54533	Office Supplies / Equipment
2	921	\$	3.79	3	2017 BLACK PENS TRI-CENTRA B353383	Office Supplies / Equipment
2	921	\$	3.27	3	2017 BLACK PENS TRI-CENTRA B353383	Office Supplies / Equipment
2	921	\$	1.89	3	2017 BLACK PENS TRI-CENTRA B353383	Office Supplies / Equipment
2	926	\$	4.68	9	2017 BLANK CERTIFICAT TRI-CENTRA B359817	Office Supplies / Equipment
2	926	\$	4.04	9	2017 BLANK CERTIFICAT TRI-CENTRA B359817	Office Supplies / Equipment
2	926	\$	2.34	9	2017 BLANK CERTIFICAT TRI-CENTRA B359817	Office Supplies / Equipment
2	935.3	\$	188.03	2	2017 DISTRIBUTE SAFETY	Safety
2	935.3	\$	39.45	2	2017 TRANSPORTATION CLEARING 184.100	Travel
2	935.3	\$	32.59	2	2017 DISTRIBUTE WC INSURANCE	Employee Benefit - Work Comp Insurance
2	935	\$	4.57	8	2017 BLK ENAMEL CARMICHEAL B92830	Office Supplies / Equipment
2	930.42	\$	23.54	5	2017 BOARD LUNCH BENISCH SU 051917	Excludable Board Expenses
2	935.3	\$	30.30	2	2017 DISTRIBUTE VACATION	Employee Benefit - Vacation
2	935.3	\$	64.72	2	2017 DISTRIBUTE SAFETY	Safety
2	935.3	\$	10.75	2	2017 DISTRIBUTE WC INSURANCE	Employee Benefit - Work Comp Insurance
2	930.42	\$	20.33	5	2017 BOARD LUNCH BENISCH SU 051917	Excludable Board Expenses
2	930.42	\$	11.77	5	2017 BOARD LUNCH BENISCH SU 051917	Excludable Board Expenses
2	930.42	\$	32.60	1	2017 BOARD LUNCH MONG DARLA 405094	Excludable Board Expenses
2	935.3	\$	27.08	2	2017 DISTRIBUTE VACATION	Employee Benefit - Vacation
2	930.42	\$	28.16	1	2017 BOARD LUNCH MONG DARLA 405094	Excludable Board Expenses
2	930.42	\$	16.30	1	2017 BOARD LUNCH MONG DARLA 405094	Excludable Board Expenses
2	930.42	\$	35.72	2	2017 BOARD LUNCH MONG DARLA 405103	Excludable Board Expenses
2	935.3	\$	97.36	2	2017 DISTRIBUTE SAFETY	Safety
2	935.3	\$	9.61	2	2017 DISTRIBUTE WC INSURANCE	Employee Benefit - Work Comp Insurance
2	930.42	\$	30.85	2	2017 BOARD LUNCH MONG DARLA 405103	Excludable Board Expenses
2	920	\$	357.81	3	2017 DISTRIBUTE VACATION	Employee Benefit - Vacation
2	920	\$	554.07	3	2017 DISTRIBUTE SAFETY	Safety
2	930.42	\$	17.86	2	2017 BOARD LUNCH MONG DARLA 405103	Excludable Board Expenses
2	920	\$	89.54	3	2017 DISTRIBUTE WC INSURANCE	Employee Benefit - Work Comp Insurance

2	920	\$	312.66	3	2017 DISTRIBUTE VACATION	Employee Benefit - Vacation
2	920	\$	455.58	3	2017 DISTRIBUTE SAFETY	Safety
2	930.42	\$	36.03	3	2017 BOARD LUNCH MONG DARLA 405117	Excludable Board Expenses
2	920	\$	78.24	3	2017 DISTRIBUTE WC INSURANCE	Employee Benefit - Work Comp Insurance
2	920	\$	182.44	3	2017 DISTRIBUTE VACATION	Employee Benefit - Vacation
2	920	\$	305.21	3	2017 DISTRIBUTE SAFETY	Safety
2	930.42	\$	31.12	3	2017 BOARD LUNCH MONG DARLA 405117	Excludable Board Expenses
2	920	\$	45.65	3	2017 DISTRIBUTE WC INSURANCE	Employee Benefit - Work Comp Insurance
2	930.42	\$	18.02	3	2017 BOARD LUNCH MONG DARLA 405117	Excludable Board Expenses
2	930.42	\$	35.72	4	2017 BOARD LUNCH MONG DARLA 405128	Excludable Board Expenses
2	930.42	\$	30.85	4	2017 BOARD LUNCH MONG DARLA 405128	Excludable Board Expenses
2	930.42	\$	17.86	4	2017 BOARD LUNCH MONG DARLA 405128	Excludable Board Expenses
2	930.42	\$	34.16	7	2017 BOARD LUNCH MONG DARLA 405164	Excludable Board Expenses
2	930.42	\$	29.51	7	2017 BOARD LUNCH MONG DARLA 405164	Excludable Board Expenses
2	930.42	\$	17.08	7	2017 BOARD LUNCH MONG DARLA 405164	Excludable Board Expenses
2	930.42	\$	33.38	8	2017 BOARD LUNCH MONG DARLA 405168	Excludable Board Expenses
2	930.42	\$	28.83	8	2017 BOARD LUNCH MONG DARLA 405168	Excludable Board Expenses
2	930.42	\$	16.69	8	2017 BOARD LUNCH MONG DARLA 405168	Excludable Board Expenses
2	930.42	\$	33.54	9	2017 BOARD LUNCH MONG DARLA 405188	Excludable Board Expenses
2	930.42	\$	28.97	9	2017 BOARD LUNCH MONG DARLA 405188	Excludable Board Expenses
2	930.42	\$	16.76	9	2017 BOARD LUNCH MONG DARLA 405188	Excludable Board Expenses
2	930.42	\$	33.85	10	2017 BOARD LUNCH MONG DARLA 405195	Excludable Board Expenses
2	930.42	\$	29.24	10	2017 BOARD LUNCH MONG DARLA 405195	Excludable Board Expenses
2	930.42	\$	16.92	10	2017 BOARD LUNCH MONG DARLA 405195	Excludable Board Expenses
2	930.42	\$	33.70	10	2017 BOARD LUNCH MONG DARLA 405201	Excludable Board Expenses
2	930.42	\$	29.10	10	2017 BOARD LUNCH MONG DARLA 405201	Excludable Board Expenses
2	930.42	\$	16.84	10	2017 BOARD LUNCH MONG DARLA 405201	Excludable Board Expenses
2	930.42	\$	33.38	11	2017 BOARD LUNCH MONG DARLA 405210	Excludable Board Expenses
2	930.42	\$	33.38	11	2017 BOARD LUNCH MONG DARLA 405210	Excludable Board Expenses
2	930.42	\$	28.83	11	2017 BOARD LUNCH MONG DARLA 405210	Excludable Board Expenses
2	930.42	\$	28.83	11	2017 BOARD LUNCH MONG DARLA 405210	Excludable Board Expenses
2	930.42	\$	16.69	11	2017 BOARD LUNCH MONG DARLA 405210	Excludable Board Expenses
2	930.42	\$	16.69	11	2017 BOARD LUNCH MONG DARLA 405210	Excludable Board Expenses
2	921	\$	(19.80)	3	2017 RETURN EFT/BANK CHARGE	Banking Fees
2	930.42	\$	34.16	12	2017 BOARD LUNCH MONG DARLA 405228	Excludable Board Expenses
2	930.42	\$	29.51	12	2017 BOARD LUNCH MONG DARLA 405228	Excludable Board Expenses
2	930.42	\$	17.08	12	2017 BOARD LUNCH MONG DARLA 405228	Excludable Board Expenses
2	921	\$	16.19	3	2017 BOARD MTG ROLLS FIRST NATI 02/17 OFFICE	Excludable Board Expenses
2	921	\$	13.98	3	2017 BOARD MTG ROLLS FIRST NATI 02/17 OFFICE	Excludable Board Expenses
2	921	\$	8.09	3	2017 BOARD MTG ROLLS FIRST NATI 02/17 OFFICE	Excludable Board Expenses
2	921	\$	16.43	7	2017 BOARD MTG ROLLS FIRST NATI 06/17 OFFICE	Excludable Board Expenses
2	921	\$	14.19	7	2017 BOARD MTG ROLLS FIRST NATI 06/17 OFFICE	Excludable Board Expenses
2	921	\$	8.21	7	2017 BOARD MTG ROLLS FIRST NATI 06/17 OFFICE	Excludable Board Expenses
2	921	\$	26.63	2	2017 BOARD MTG ROLLS, FIRST NATI 01/17 OFFICE	Excludable Board Expenses
2	921	\$	23.00	2	2017 BOARD MTG ROLLS, FIRST NATI 01/17 OFFICE	Excludable Board Expenses
2	921	\$	5.68	7	2017 BANK DEBIT-ACH FEES	Banking Fees
2	921	\$	4.90	7	2017 BANK DEBIT-ACH FEES	Banking Fees
2	921	\$	2.84	7	2017 BANK DEBIT-ACH FEES	Banking Fees
2	921	\$	13.31	2	2017 BOARD MTG ROLLS, FIRST NATI 01/17 OFFICE	Excludable Board Expenses
2	921	\$	16.43	6	2017 BOARD MTG SUPPLI FIRST NATI 05/17 CHRIS	Excludable Board Expenses
2	921	\$	1,180.69	3	2017 DISTRIBUTE PREPAID MAINTENANCE	Software
2	921	\$	105.18	3	2017 DISTRIBUTE PREPAID OFFICE SUPPLIES	Software
2	921	\$	745.32	3	2017 DISTRIBUTE PREPAID ST MAINTENANCE	Software
2	921	\$	14.19	6	2017 BOARD MTG SUPPLI FIRST NATI 05/17 CHRIS	Excludable Board Expenses
2	921	\$	8.21	6	2017 BOARD MTG SUPPLI FIRST NATI 05/17 CHRIS	Excludable Board Expenses
2	921	\$	21.16	6	2017 BOARD MTG SUPPLI FIRST NATI 05/17 OFFICE	Excludable Board Expenses
2	921	\$	18.28	6	2017 BOARD MTG SUPPLI FIRST NATI 05/17 OFFICE	Excludable Board Expenses
2	921	\$	10.58	6	2017 BOARD MTG SUPPLI FIRST NATI 05/17 OFFICE	Excludable Board Expenses
2	921	\$	6.14	7	2017 BOARD MTG SUPPLI FIRST NATI 06/17 OFFICE	Excludable Board Expenses
2	921	\$	5.30	7	2017 BOARD MTG SUPPLI FIRST NATI 06/17 OFFICE	Excludable Board Expenses
2	921	\$	3.07	7	2017 BOARD MTG SUPPLI FIRST NATI 06/17 OFFICE	Excludable Board Expenses
2	930.42	\$	16.43	8	2017 BOARD ROLLS FIRST NATI 07/17 OFFICE	Excludable Board Expenses
2	930.42	\$	14.19	8	2017 BOARD ROLLS FIRST NATI 07/17 OFFICE	Excludable Board Expenses
2	930.42	\$	8.21	8	2017 BOARD ROLLS FIRST NATI 07/17 OFFICE	Excludable Board Expenses
2	930.42	\$	16.43	9	2017 BOARD ROLLS FIRST NATI 08/17 OFFICE	Excludable Board Expenses
2	930.42	\$	14.19	9	2017 BOARD ROLLS FIRST NATI 08/17 OFFICE	Excludable Board Expenses
2	930.42	\$	8.21	9	2017 BOARD ROLLS FIRST NATI 08/17 OFFICE	Excludable Board Expenses
2	930.42	\$	16.79	11	2017 BOARD ROLLS FIRST NATI 10/17 OFFICE	Excludable Board Expenses
2	930.42	\$	16.79	11	2017 BOARD ROLLS FIRST NATI 10/17 OFFICE	Excludable Board Expenses
2	930.42	\$	14.50	11	2017 BOARD ROLLS FIRST NATI 10/17 OFFICE	Excludable Board Expenses
2	930.42	\$	14.50	11	2017 BOARD ROLLS FIRST NATI 10/17 OFFICE	Excludable Board Expenses
2	930.42	\$	8.39	11	2017 BOARD ROLLS FIRST NATI 10/17 OFFICE	Excludable Board Expenses
2	930.42	\$	8.39	11	2017 BOARD ROLLS FIRST NATI 10/17 OFFICE	Excludable Board Expenses
2	935.1	\$	65.70	6	2017 BOARD ROOM SOUND AMAZON CAP 0H0XNS32DDYY	Office Supplies / Equipment
2	935.1	\$	56.74	6	2017 BOARD ROOM SOUND AMAZON CAP 0H0XNS32DDYY	Office Supplies / Equipment
2	935.1	\$	32.86	6	2017 BOARD ROOM SOUND AMAZON CAP 0H0XNS32DDYY	Office Supplies / Equipment
2	935.1	\$	2.16	5	2017 BOARD ROOM TV EX AMAZON CAP 0RWWMFVK2L5V	Office Supplies / Equipment
2	935.1	\$	1.86	5	2017 BOARD ROOM TV EX AMAZON CAP 0RWWMFVK2L5V	Office Supplies / Equipment
2	935.1	\$	1.08	5	2017 BOARD ROOM TV EX AMAZON CAP 0RWWMFVK2L5V	Office Supplies / Equipment
2	935.3	\$	142.14	5	2017 BOLTS, FLATS, NU FASTENAL C KSHAY193495	Small Tools / Supplies
2	935.3	\$	25.71	7	2017 BOLTS, FLATS, SCRE FASTENAL C KSGRE131164	Small Tools / Supplies
2	935	\$	46.13	4	2017 BOLTS, SCREWS, ELB FIRST NATI 03/17 JAY	Small Tools / Supplies
2	935	\$	41.58	3	2017 BOLTS, WALL PLATE CARMICHEAL A110626	Small Tools / Supplies
2	935.3	\$	52.40	6	2017 BOLTS, WASHERS, BL CARMICHEAL A116618	Small Tools / Supplies
2	921	\$	11.59	7	2017 BOTTLED WATER HOME LUMBE 35014	Safety
2	925	\$	21.71	6	2017 BOTTLED WATER NEMNICH TR A102554	Safety
2	921	\$	144.00	12	2017 BOX 130 - 2018 F POSTMASTER 120117	Mailing Expenses

2	921	\$	144.00	12	2017 BOX 146 - 2018 F POSTMASTER 120117	Mailing Expenses
2	921	\$	31.68	12	2017 BOX 278 - 2018 F POSTMASTER 120117	Mailing Expenses
2	921	\$	27.36	12	2017 BOX 278 - 2018 F POSTMASTER 120117	Mailing Expenses
2	921	\$	15.84	12	2017 BOX 278 - 2018 F POSTMASTER 120117	Mailing Expenses
2	926	\$	222.00	9	2017 BRAD BARTA DOT P ECMC RURAL 062217	Employee Benefit - DOT Physical
2	926	\$	51.78	5	2017 BRAD COMPANY T-5 JF BEAVER 77953	Employee Benefit - Tool Account
2	921	\$	22.07	7	2017 BREAKROOM SUPPLI FIRST NATI 06/17 JERRY	Office Supplies / Equipment
2	930.42	\$	261.69	6	2017 BROADMOOR-DIRECT FIRST NATI 05/17 DARRIN	Travel
2	930.42	\$	226.01	6	2017 BROADMOOR-DIRECT FIRST NATI 05/17 DARRIN	Travel
2	930.42	\$	130.84	6	2017 BROADMOOR-DIRECT FIRST NATI 05/17 DARRIN	Travel
2	921	\$	5.68	8	2017 BANK DEBIT-ACH FEES	Banking Fees
2	921	\$	4.90	8	2017 BANK DEBIT-ACH FEES	Banking Fees
2	921	\$	2.84	8	2017 BANK DEBIT-ACH FEES	Banking Fees
2	935	\$	33.75	6	2017 BUCCANEER PLUS UNITED AG 053117	Advertising
2	921	\$	1,040.13	3	2017 DISTRIBUTE PREPAID MAINTENANCE	Software
2	921	\$	92.66	3	2017 DISTRIBUTE PREPAID OFFICE SUPPLIES	Software
2	921	\$	656.59	3	2017 DISTRIBUTE PREPAID ST MAINTENANCE	Software
2	921	\$	24.20	8	2017 BURSH,MOISTENING MIDWEST CO 66429	Office Supplies / Equipment
2	921	\$	20.90	8	2017 BURSH,MOISTENING MIDWEST CO 66429	Office Supplies / Equipment
2	921	\$	12.11	8	2017 BURSH,MOISTENING MIDWEST CO 66429	Office Supplies / Equipment
2	930.1	\$	89.95	9	2017 BUSINESS CARD DI ELLSWORTH 083117	Office Supplies / Equipment
2	930.1	\$	55.15	2	2017 BUSINESS CARDS-D KANSAS ELE 133620	Office Supplies / Equipment
2	930.1	\$	47.63	2	2017 BUSINESS CARDS-D KANSAS ELE 133620	Office Supplies / Equipment
2	930.1	\$	27.58	2	2017 BUSINESS CARDS-D KANSAS ELE 133620	Office Supplies / Equipment
2	930.1	\$	31.89	3	2017 BUSINESS CARDS-D KANSAS ELE 133777	Office Supplies / Equipment
2	930.1	\$	27.54	3	2017 BUSINESS CARDS-D KANSAS ELE 133777	Office Supplies / Equipment
2	930.1	\$	15.95	3	2017 BUSINESS CARDS-D KANSAS ELE 133777	Office Supplies / Equipment
2	930.1	\$	24.95	3	2017 BUSINESS HONOR R ELLSWORTH 022817	Advertising
2	930.41	\$	33.00	4	2017 BUSINESS REPLY E POSTMASTER 041817	Office Supplies / Equipment
2	930.41	\$	28.50	4	2017 BUSINESS REPLY E POSTMASTER 041817	Office Supplies / Equipment
2	930.41	\$	16.50	4	2017 BUSINESS REPLY E POSTMASTER 041817	Office Supplies / Equipment
2	930.41	\$	71.50	4	2017 BUSINESS REPLY E POSTMASTER 041917B	Office Supplies / Equipment
2	930.41	\$	61.75	4	2017 BUSINESS REPLY E POSTMASTER 041917B	Office Supplies / Equipment
2	930.41	\$	35.75	4	2017 BUSINESS REPLY E POSTMASTER 041917B	Office Supplies / Equipment
2	935.3	\$	9.23	3	2017 C BATTERIES TRUE VALUE A98653	Office Supplies / Equipment
2	935.1	\$	8.16	9	2017 CABLE WRAPS AMAZON CAP 1CPD9W7GTJ11	Office Supplies / Equipment
2	935.1	\$	7.05	9	2017 CABLE WRAPS AMAZON CAP 1CPD9W7GTJ11	Office Supplies / Equipment
2	935.1	\$	4.09	9	2017 CABLE WRAPS AMAZON CAP 1CPD9W7GTJ11	Office Supplies / Equipment
2	921	\$	44.55	11	2017 CALCULATOR TRI-CENTRA B362556	Office Supplies / Equipment
2	921	\$	44.55	11	2017 CALCULATOR TRI-CENTRA B362556	Office Supplies / Equipment
2	921	\$	38.47	11	2017 CALCULATOR TRI-CENTRA B362556	Office Supplies / Equipment
2	921	\$	38.47	11	2017 CALCULATOR TRI-CENTRA B362556	Office Supplies / Equipment
2	921	\$	22.27	11	2017 CALCULATOR TRI-CENTRA B362556	Office Supplies / Equipment
2	921	\$	22.27	11	2017 CALCULATOR TRI-CENTRA B362556	Office Supplies / Equipment
2	921	\$	1.51	1	2017 CALENDAR REFILLS TRI-CENTRA B350916	Office Supplies / Equipment
2	921	\$	1.30	1	2017 CALENDAR REFILLS TRI-CENTRA B350916	Office Supplies / Equipment
2	921	\$	0.76	1	2017 CALENDAR REFILLS TRI-CENTRA B350916	Office Supplies / Equipment
2	921	\$	28.48	12	2017 CALENDARS OFFICE PRO G59242	Office Supplies / Equipment
2	921	\$	37.46	12	2017 CALENDARS ROBSON KEN 145413	Office Supplies / Equipment
2	935.1	\$	69.89	11	2017 CANON 131 TONER AMAZON CAP 1DDYTCDNHKJV	Office Supplies / Equipment
2	935.1	\$	69.89	11	2017 CANON 131 TONER AMAZON CAP 1DDYTCDNHKJV	Office Supplies / Equipment
2	935.1	\$	60.36	11	2017 CANON 131 TONER AMAZON CAP 1DDYTCDNHKJV	Office Supplies / Equipment
2	935.1	\$	60.36	11	2017 CANON 131 TONER AMAZON CAP 1DDYTCDNHKJV	Office Supplies / Equipment
2	935.1	\$	34.95	11	2017 CANON 131 TONER AMAZON CAP 1DDYTCDNHKJV	Office Supplies / Equipment
2	935.1	\$	34.95	11	2017 CANON 131 TONER AMAZON CAP 1DDYTCDNHKJV	Office Supplies / Equipment
2	935.1	\$	71.94	2	2017 CANON 131 TONER FIRST NATI 01/17 NEIL	Office Supplies / Equipment
2	935.1	\$	62.13	2	2017 CANON 131 TONER FIRST NATI 01/17 NEIL	Office Supplies / Equipment
2	935.1	\$	35.96	2	2017 CANON 131 TONER FIRST NATI 01/17 NEIL	Office Supplies / Equipment
2	921	\$	5.68	9	2017 BANK DEBIT-ACH FEES	Banking Fees
2	921	\$	4.90	9	2017 BANK DEBIT-ACH FEES	Banking Fees
2	921	\$	2.84	9	2017 BANK DEBIT-ACH FEES	Banking Fees
2	935.1	\$	19.18	2	2017 CANON 131H BLACK FIRST NATI 01/17 NEIL	Office Supplies / Equipment
2	935.1	\$	16.56	2	2017 CANON 131H BLACK FIRST NATI 01/17 NEIL	Office Supplies / Equipment
2	921	\$	590.35	3	2017 DISTRIBUTE PREPAID MAINTENANCE	Software
2	921	\$	52.59	3	2017 DISTRIBUTE PREPAID OFFICE SUPPLIES	Software
2	921	\$	372.66	3	2017 DISTRIBUTE PREPAID ST MAINTENANCE	Software
2	935.1	\$	9.59	2	2017 CANON 131H BLACK FIRST NATI 01/17 NEIL	Office Supplies / Equipment
2	930.4	\$	44.92	4	2017 CAPITAL VISIT WI FIRST NATI 03/17 DARRIN	Travel
2	930.4	\$	38.80	4	2017 CAPITAL VISIT WI FIRST NATI 03/17 DARRIN	Travel
2	930.4	\$	22.46	4	2017 CAPITAL VISIT WI FIRST NATI 03/17 DARRIN	Travel
2	930.4	\$	53.38	4	2017 CAPITAL-SB 209 T FIRST NATI 03/17 DARRIN	Travel
2	930.4	\$	46.10	4	2017 CAPITAL-SB 209 T FIRST NATI 03/17 DARRIN	Travel
2	930.4	\$	26.69	4	2017 CAPITAL-SB 209 T FIRST NATI 03/17 DARRIN	Travel
2	930.1	\$	251.40	4	2017 CAPS-150 JF BEAVER 77622	Advertising
2	930.1	\$	217.12	4	2017 CAPS-150 JF BEAVER 77622	Advertising
2	930.1	\$	125.69	4	2017 CAPS-150 JF BEAVER 77622	Advertising
2	921	\$	7.57	3	2017 CATALOG ENVELOPE TRI-CENTRA B353717	Office Supplies / Equipment
2	925	\$	(3,224.89)	3	2017 DISTRIBUTE SAFETY	Safety
2	921	\$	6.54	3	2017 CATALOG ENVELOPE TRI-CENTRA B353717	Office Supplies / Equipment
2	921	\$	3.78	3	2017 CATALOG ENVELOPE TRI-CENTRA B353717	Office Supplies / Equipment
2	935.3	\$	6.53	9	2017 CAULK TUBE CARMICHEAL A125664	Small Tools / Supplies
2	935.3	\$	7.86	6	2017 C-CLAMP 4 CATES ROBE 127525	Small Tools / Supplies
2	935.2	\$	165.23	8	2017 CELL PHONE CHARG FIRST NATI 07/17 BRAD	Office Supplies / Equipment
2	921	\$	(102.08)	9	2017 CELL PHONE PLAN NEX-TECH W 5518359	Utilities / Telephone
2	921	\$	(88.16)	9	2017 CELL PHONE PLAN NEX-TECH W 5518359	Utilities / Telephone
2	921	\$	(51.05)	9	2017 CELL PHONE PLAN NEX-TECH W 5518359	Utilities / Telephone
2	935.1	\$	4.67	10	2017 CELLULAR ANTENNA AMAZON CAP 1FM1JNFHXWK3	Office Supplies / Equipment

2	935.1	\$	4.03	10	2017 CELLULAR ANTENNA AMAZON CAP 1FM1JNFHXWK3	Office Supplies / Equipment
2	935.1	\$	2.33	10	2017 CELLULAR ANTENNA AMAZON CAP 1FM1JNFHXWK3	Office Supplies / Equipment
2	935.3	\$	40.36	10	2017 CHAIN,CLEVIS NEMNICH TR B97668	Small Tools / Supplies
2	925	\$	(1,086.35)	3	2017 DISTRIBUTE SAFETY	Safety
2	930.1	\$	250.00	7	2017 CHAMBER GOLF TOU ELLSWORTH 07252017	Donation / Sponsorship
2	925	\$	(700.06)	3	2017 DISTRIBUTE SAFETY	Safety
2	925	\$	(348.12)	3	2017 DISTRIBUTE SAFETY	Safety
2	925	\$	133.07	3	2017 TRANSPORTATION CLEARING 184.100	Travel
2	925	\$	(2,738.94)	3	2017 DISTRIBUTE SAFETY	Safety
2	926	\$	61.53	5	2017 CHANCE COMPANY T JF BEAVER 77953	Employee Benefit - Tool Account
2	926	\$	35.00	6	2017 CHANCE DEMEL EMP TREGO CO L 051517	Employee Benefit - DOT Physical
2	926	\$	650.00	11	2017 CHANCE DEMEL-1ST MERCHANT J 3790	Training / Education
2	935	\$	168.35	9	2017 CHARGED A/C SYST P RUBE'S I 155455	Building Maintenance
2	926	\$	46.33	5	2017 CHASE COMPANY T- JF BEAVER 77953	Employee Benefit - Tool Account
2	926	\$	550.00	10	2017 CHASE NEWELL-4TH MERCHANT J 3698	Training / Education
2	926	\$	550.00	3	2017 CHASE-3RD YR MERCHANT J 3290	Training / Education
2	921	\$	96.36	11	2017 CHECK SCANNER AN TECHNIQUE 48054	Office Supplies / Equipment
2	921	\$	96.36	11	2017 CHECK SCANNER AN TECHNIQUE 48054	Office Supplies / Equipment
2	921	\$	83.22	11	2017 CHECK SCANNER AN TECHNIQUE 48054	Office Supplies / Equipment
2	921	\$	83.22	11	2017 CHECK SCANNER AN TECHNIQUE 48054	Office Supplies / Equipment
2	921	\$	48.18	11	2017 CHECK SCANNER AN TECHNIQUE 48054	Office Supplies / Equipment
2	921	\$	48.18	11	2017 CHECK SCANNER AN TECHNIQUE 48054	Office Supplies / Equipment
2	921	\$	18.33	11	2017 CHECK SCANNER RE IT1 SOURCE A049854-IN	Office Supplies / Equipment
2	925	\$	(1,249.67)	3	2017 DISTRIBUTE SAFETY	Safety
2	921	\$	18.33	11	2017 CHECK SCANNER RE IT1 SOURCE A049854-IN	Office Supplies / Equipment
2	925	\$	(604.60)	3	2017 DISTRIBUTE SAFETY	Safety
2	925	\$	(335.30)	3	2017 DISTRIBUTE SAFETY	Safety
2	925	\$	289.81	3	2017 TRANSPORTATION CLEARING 184.100	Travel
2	925	\$	(3,469.54)	3	2017 DISTRIBUTE SAFETY	Safety
2	921	\$	15.83	11	2017 CHECK SCANNER RE IT1 SOURCE A049854-IN	Office Supplies / Equipment
2	921	\$	15.83	11	2017 CHECK SCANNER RE IT1 SOURCE A049854-IN	Office Supplies / Equipment
2	921	\$	9.17	11	2017 CHECK SCANNER RE IT1 SOURCE A049854-IN	Office Supplies / Equipment
2	921	\$	9.17	11	2017 CHECK SCANNER RE IT1 SOURCE A049854-IN	Office Supplies / Equipment
2	925	\$	58.85	4	2017 CHECK STICKS & G BUDIG NATE 042617	Safety
2	925	\$	107.00	4	2017 CHECK STICKS & G BUDIG NATE 042617	Safety
2	925	\$	93.09	4	2017 CHECK STICKS & G BUDIG NATE 042617	Safety
2	926	\$	32.78	8	2017 CHRISTINA-LEADER FIRST NATI 07/17 OFFICE	Training / Education
2	926	\$	28.31	8	2017 CHRISTINA-LEADER FIRST NATI 07/17 OFFICE	Training / Education
2	926	\$	16.39	8	2017 CHRISTINA-LEADER FIRST NATI 07/17 OFFICE	Training / Education
2	926	\$	1.44	12	2017 CHRISTMAS CARDS FIRST NATI 11/17 STACEY	Excludable Employee Benefits
2	925	\$	(657.19)	3	2017 DISTRIBUTE SAFETY	Safety
2	926	\$	1.24	12	2017 CHRISTMAS CARDS FIRST NATI 11/17 STACEY	Excludable Employee Benefits
2	925	\$	(350.03)	3	2017 DISTRIBUTE SAFETY	Safety
2	925	\$	(235.79)	3	2017 DISTRIBUTE SAFETY	Safety
2	925.1	\$	40.85	3	2017 DISTRIBUTE INSURANCE - VEH & GENERAL	Insurance
2	925.1	\$	35.98	3	2017 DISTRIBUTE INSURANCE - VEH & GENERAL	Insurance
2	925.1	\$	20.42	3	2017 DISTRIBUTE INSURANCE - VEH & GENERAL	Insurance
2	926	\$	0.72	12	2017 CHRISTMAS CARDS FIRST NATI 11/17 STACEY	Excludable Employee Benefits
2	930.1	\$	29.95	12	2017 CHRISTMAS CHURCH ELLSWORTH 121417	Advertising
2	930.1	\$	44.00	12	2017 CHRISTMAS GREETI ELLSWORTH 122117	Advertising
2	935.1	\$	79.78	6	2017 CHUCK LUETTERS-I IT1 SOURCE A044684-IN	Office Supplies / Equipment
2	935.1	\$	68.90	6	2017 CHUCK LUETTERS-I IT1 SOURCE A044684-IN	Office Supplies / Equipment
2	935.1	\$	39.88	6	2017 CHUCK LUETTERS-I IT1 SOURCE A044684-IN	Office Supplies / Equipment
2	926	\$	2,054.57	3	2017 DISTRIBUTE CO CONTRIBUTIONS 401K	Employee Benefit - 401(k) Company Match
2	926	\$	3,653.96	3	2017 DISTRIBUTE NRECA PENSION PREPAY	Employee Benefit - NRECA Pension
2	921	\$	24.06	10	2017 CLASP ENVELOPES OFFICE PRO G50665	Office Supplies / Equipment
2	925	\$	186.02	10	2017 CLASS 0 & CL2,RU PROTECTIVE 59862	Safety
2	925	\$	179.07	10	2017 CLASS 2, RUBBER PROTECTIVE 59864	Safety
2	925	\$	(179.07)	10	2017 CLASS 2, RUBBER PROTECTIVE 59864	Safety
2	925	\$	104.00	10	2017 CLASS 2, RUBBER PROTECTIVE 59864	Safety
2	925	\$	24.20	2	2017 CLCP YEARLY FEES NRECA 1755308	Safety
2	925	\$	20.90	2	2017 CLCP YEARLY FEES NRECA 1755308	Safety
2	925	\$	12.10	2	2017 CLCP YEARLY FEES NRECA 1755308	Safety
2	935.3	\$	600.07	1	2017 CLEAN & SERVICED P RUBE'S I 116854	Small Tools / Supplies
2	935.3	\$	604.40	4	2017 CLEAN & SERVICED P RUBE'S I 116970	Small Tools / Supplies
2	926	\$	2,007.90	3	2017 DISTRIBUTE CO CONTRIBUTIONS 401K	Employee Benefit - 401(k) Company Match
2	926	\$	3,570.96	3	2017 DISTRIBUTE NRECA PENSION PREPAY	Employee Benefit - NRECA Pension
2	935.3	\$	445.74	9	2017 CLEAN & SERVICED P RUBE'S I 155456	Small Tools / Supplies
2	935.3	\$	2.42	9	2017 CLIPS,WASHER,COM S & W SUPP 4-620166	Small Tools / Supplies
2	935.3	\$	18.51	7	2017 CLR LEXEL CAULK CARMICHEAL A118010	Small Tools / Supplies
2	935	\$	26.72	10	2017 COAXIAL,SEALANT, FIRST NATI 09/17 JAY	Small Tools / Supplies
2	930.4	\$	84.35	4	2017 COBANK MTG-WICHI FIRST NATI 03/17 DARRIN	Travel
2	930.4	\$	72.84	4	2017 COBANK MTG-WICHI FIRST NATI 03/17 DARRIN	Travel
2	930.4	\$	42.17	4	2017 COBANK MTG-WICHI FIRST NATI 03/17 DARRIN	Travel
2	930.42	\$	198.00	3	2017 COBANK WESTERN P CROSSLAND 031717	Board Member CoBank Per Diem & Mileage
2	926	\$	1,672.18	3	2017 DISTRIBUTE CO CONTRIBUTIONS 401K	Employee Benefit - 401(k) Company Match
2	926	\$	2,973.90	3	2017 DISTRIBUTE NRECA PENSION PREPAY	Employee Benefit - NRECA Pension
2	930.42	\$	99.31	3	2017 COBANK WESTERN P CROSSLAND 031717	Board Member CoBank Per Diem & Mileage
2	930.42	\$	171.00	3	2017 COBANK WESTERN P CROSSLAND 031717	Board Member CoBank Per Diem & Mileage
2	930.42	\$	85.77	3	2017 COBANK WESTERN P CROSSLAND 031717	Board Member CoBank Per Diem & Mileage
2	930.42	\$	99.00	3	2017 COBANK WESTERN P CROSSLAND 031717	Board Member CoBank Per Diem & Mileage
2	930.42	\$	49.66	3	2017 COBANK WESTERN P CROSSLAND 031717	Board Member CoBank Per Diem & Mileage
2	930.42	\$	198.00	3	2017 COBANK WESTERN P EVANS LARR 031717	Board Member CoBank Per Diem & Mileage
2	930.42	\$	114.38	3	2017 COBANK WESTERN P EVANS LARR 031717	Board Member CoBank Per Diem & Mileage
2	930.42	\$	171.00	3	2017 COBANK WESTERN P EVANS LARR 031717	Board Member CoBank Per Diem & Mileage
2	930.42	\$	98.78	3	2017 COBANK WESTERN P EVANS LARR 031717	Board Member CoBank Per Diem & Mileage
2	930.42	\$	99.00	3	2017 COBANK WESTERN P EVANS LARR 031717	Board Member CoBank Per Diem & Mileage

2	930.42	\$	57.19	3	2017 COBANK WESTERN P EVANS LARR 031717	Board Member CoBank Per Diem & Mileage
2	930.42	\$	198.00	3	2017 COBANK WESTERN P HOBBS TERR 031717	Board Member CoBank Per Diem & Mileage
2	930.42	\$	92.02	3	2017 COBANK WESTERN P HOBBS TERR 031717	Board Member CoBank Per Diem & Mileage
2	930.42	\$	171.00	3	2017 COBANK WESTERN P HOBBS TERR 031717	Board Member CoBank Per Diem & Mileage
2	930.42	\$	79.47	3	2017 COBANK WESTERN P HOBBS TERR 031717	Board Member CoBank Per Diem & Mileage
2	930.42	\$	99.00	3	2017 COBANK WESTERN P HOBBS TERR 031717	Board Member CoBank Per Diem & Mileage
2	930.42	\$	46.00	3	2017 COBANK WESTERN P HOBBS TERR 031717	Board Member CoBank Per Diem & Mileage
2	930.42	\$	198.00	3	2017 COBANK WESTERN P JOY FRANK 031717	Board Member CoBank Per Diem & Mileage
2	930.42	\$	94.13	3	2017 COBANK WESTERN P JOY FRANK 031717	Board Member CoBank Per Diem & Mileage
2	930.42	\$	171.00	3	2017 COBANK WESTERN P JOY FRANK 031717	Board Member CoBank Per Diem & Mileage
2	930.42	\$	81.30	3	2017 COBANK WESTERN P JOY FRANK 031717	Board Member CoBank Per Diem & Mileage
2	930.42	\$	99.00	3	2017 COBANK WESTERN P JOY FRANK 031717	Board Member CoBank Per Diem & Mileage
2	930.42	\$	47.07	3	2017 COBANK WESTERN P JOY FRANK 031717	Board Member CoBank Per Diem & Mileage
2	930.2	\$	597.36	3	2017 DISTRIBUTE PROPERTY TAX	Property Tax
2	930.2	\$	66.73	3	2017 DISTRIBUTE INSURANCE - PROP LIAB & UMB	Insurance
2	930.42	\$	198.00	3	2017 COBANK WESTERN P LUETTERS C 031717	Board Member CoBank Per Diem & Mileage
2	930.42	\$	94.84	3	2017 COBANK WESTERN P LUETTERS C 031717	Board Member CoBank Per Diem & Mileage
2	930.2	\$	526.24	3	2017 DISTRIBUTE PROPERTY TAX	Property Tax
2	930.2	\$	58.79	3	2017 DISTRIBUTE INSURANCE - PROP LIAB & UMB	Insurance
2	930.42	\$	171.00	3	2017 COBANK WESTERN P LUETTERS C 031717	Board Member CoBank Per Diem & Mileage
2	930.42	\$	81.91	3	2017 COBANK WESTERN P LUETTERS C 031717	Board Member CoBank Per Diem & Mileage
2	930.2	\$	298.68	3	2017 DISTRIBUTE PROPERTY TAX	Property Tax
2	930.2	\$	33.37	3	2017 DISTRIBUTE INSURANCE - PROP LIAB & UMB	Insurance
2	930.4	\$	118.80	3	2017 DISTRIBUTE VACATION	Employee Benefit - Vacation
2	930.4	\$	183.97	3	2017 DISTRIBUTE SAFETY	Safety
2	930.42	\$	99.00	3	2017 COBANK WESTERN P LUETTERS C 031717	Board Member CoBank Per Diem & Mileage
2	930.42	\$	47.42	3	2017 COBANK WESTERN P LUETTERS C 031717	Board Member CoBank Per Diem & Mileage
2	930.42	\$	198.00	3	2017 COBANK WESTERN P SCHAUS RIC 031717	Board Member CoBank Per Diem & Mileage
2	930.42	\$	97.34	3	2017 COBANK WESTERN P SCHAUS RIC 031717	Board Member CoBank Per Diem & Mileage
2	930.42	\$	171.00	3	2017 COBANK WESTERN P SCHAUS RIC 031717	Board Member CoBank Per Diem & Mileage
2	930.42	\$	84.06	3	2017 COBANK WESTERN P SCHAUS RIC 031717	Board Member CoBank Per Diem & Mileage
2	930.42	\$	99.00	3	2017 COBANK WESTERN P SCHAUS RIC 031717	Board Member CoBank Per Diem & Mileage
2	930.4	\$	1.94	3	2017 TRANSPORTATION CLEARING 184.300	Travel
2	930.4	\$	14.09	3	2017 DISTRIBUTE INSURANCE - DOM	Insurance - DOM
2	930.4	\$	29.73	3	2017 DISTRIBUTE WC INSURANCE	Employee Benefit - Work Comp Insurance
2	930.4	\$	103.81	3	2017 DISTRIBUTE VACATION	Employee Benefit - Vacation
2	930.4	\$	151.26	3	2017 DISTRIBUTE SAFETY	Safety
2	930.42	\$	48.67	3	2017 COBANK WESTERN P SCHAUS RIC 031717	Board Member CoBank Per Diem & Mileage
2	930.42	\$	198.00	3	2017 COBANK WESTERN P WEINHOLD D 031717	Board Member CoBank Per Diem & Mileage
2	930.42	\$	76.92	3	2017 COBANK WESTERN P WEINHOLD D 031717	Board Member CoBank Per Diem & Mileage
2	930.42	\$	171.00	3	2017 COBANK WESTERN P WEINHOLD D 031717	Board Member CoBank Per Diem & Mileage
2	930.42	\$	66.43	3	2017 COBANK WESTERN P WEINHOLD D 031717	Board Member CoBank Per Diem & Mileage
2	930.42	\$	99.00	3	2017 COBANK WESTERN P WEINHOLD D 031717	Board Member CoBank Per Diem & Mileage
2	930.42	\$	38.47	3	2017 COBANK WESTERN P WEINHOLD D 031717	Board Member CoBank Per Diem & Mileage
2	930.4	\$	23.31	3	2017 TRANSPORTATION CLEARING 184.300	Travel
2	930.4	\$	12.41	3	2017 DISTRIBUTE INSURANCE - DOM	Insurance - DOM
2	930.4	\$	25.98	3	2017 DISTRIBUTE WC INSURANCE	Employee Benefit - Work Comp Insurance
2	930.4	\$	60.57	3	2017 DISTRIBUTE VACATION	Employee Benefit - Vacation
2	930.4	\$	101.34	3	2017 DISTRIBUTE SAFETY	Safety
2	930.4	\$	229.04	8	2017 COBANK-COLORADO FIRST NATI 07/17 DARRIN	Board Member CoBank Per Diem & Mileage
2	930.4	\$	197.81	8	2017 COBANK-COLORADO FIRST NATI 07/17 DARRIN	Board Member CoBank Per Diem & Mileage
2	930.4	\$	114.53	8	2017 COBANK-COLORADO FIRST NATI 07/17 DARRIN	Board Member CoBank Per Diem & Mileage
2	930.42	\$	(174.46)	8	2017 COBANK-COLORADO FIRST NATI 07/17 DARRIN	Board Member CoBank Per Diem & Mileage
2	930.42	\$	(150.67)	8	2017 COBANK-COLORADO FIRST NATI 07/17 DARRIN	Board Member CoBank Per Diem & Mileage
2	930.42	\$	(87.23)	8	2017 COBANK-COLORADO FIRST NATI 07/17 DARRIN	Board Member CoBank Per Diem & Mileage
2	930.1	\$	16.92	8	2017 CODELL PARADE FIRST NATI 07/17 JERRY	Donation / Sponsorship
2	930.4	\$	0.63	3	2017 TRANSPORTATION CLEARING 184.300	Travel
2	930.4	\$	7.04	3	2017 DISTRIBUTE INSURANCE - DOM	Insurance - DOM
2	930.4	\$	15.16	3	2017 DISTRIBUTE WC INSURANCE	Employee Benefit - Work Comp Insurance
2	930.1	\$	(16.92)	8	2017 CODELL PARADE FIRST NATI 07/17 JERRY	Donation / Sponsorship
2	930.1	\$	16.92	8	2017 CODELL PARADE FIRST NATI 07/17 JERRY	Donation / Sponsorship
2	921	\$	22.86	2	2017 COFFEE FIRST NATI 01/17 GENE	Office Supplies / Equipment
2	921	\$	33.09	4	2017 COFFEE FIRST NATI 03/17 GENE	Office Supplies / Equipment
2	921	\$	39.89	6	2017 COFFEE FIRST NATI 05/17 GENE	Office Supplies / Equipment
2	921	\$	43.44	11	2017 COFFEE LARUE DIST 3207151	Office Supplies / Equipment
2	921	\$	55.35	4	2017 COFFEE PRAIRIE FI 926579	Office Supplies / Equipment
2	921	\$	72.70	9	2017 COFFEE PRAIRIE FI 970523	Office Supplies / Equipment
2	921	\$	40.52	10	2017 COFFEE & SUPPLIE FIRST NATI 09/17 GENE	Office Supplies / Equipment
2	921	\$	99.86	2	2017 COLLECTIONS COMM ONLINE INF 235	Collection Expenses
2	921	\$	473.57	3	2017 COLLECTIONS COMM ONLINE INF 238	Collection Expenses
2	921	\$	78.92	3	2017 COLLECTIONS COMM ONLINE INF 238	Collection Expenses
2	921	\$	353.41	4	2017 COLLECTIONS COMM ONLINE INF 241	Collection Expenses
2	921	\$	189.59	4	2017 COLLECTIONS COMM ONLINE INF 241	Collection Expenses
2	921	\$	102.14	6	2017 COLLECTIONS COMM ONLINE INF 247	Collection Expenses
2	921	\$	245.00	7	2017 COLLECTIONS COMM ONLINE INF 250	Collection Expenses
2	921	\$	52.19	8	2017 COLLECTIONS COMM ONLINE INF 253	Collection Expenses
2	921	\$	31.81	8	2017 COLLECTIONS COMM ONLINE INF 253	Collection Expenses
2	921	\$	129.53	9	2017 COLLECTIONS COMM ONLINE INF 256	Collection Expenses
2	921	\$	142.94	10	2017 COLLECTIONS COMM ONLINE INF 259	Collection Expenses
2	921	\$	37.62	10	2017 COLLECTIONS COMM ONLINE INF 259	Collection Expenses
2	921	\$	156.66	11	2017 COLLECTIONS COMM ONLINE INF 262	Collection Expenses
2	921	\$	64.27	11	2017 COLLECTIONS COMM ONLINE INF 262	Collection Expenses
2	921	\$	206.04	12	2017 COLLECTIONS COMM ONLINE INF 265	Collection Expenses
2	921	\$	39.99	12	2017 COLLECTIONS COMM ONLINE INF 268	Collection Expenses
2	921	\$	57.51	12	2017 COLLECTIONS COMM ONLINE INF 268	Collection Expenses
2	935.3	\$	7.60	12	2017 COMBWRENCH NEMNICH TR B99487	Small Tools / Supplies
2	935.1	\$	220.00	1	2017 COMMAND CENTER M LANDIS+GYR 90233678	Software

2	935.1	\$	190.00	1	2017	COMMAND CENTER M LANDIS+GYR 90233678	Software
2	935.1	\$	110.00	1	2017	COMMAND CENTER M LANDIS+GYR 90233678	Software
2	935.1	\$	248.85	2	2017	COMMAND CENTER M LANDIS+GYR 90236618	Software
2	935.1	\$	214.91	2	2017	COMMAND CENTER M LANDIS+GYR 90236618	Software
2	935.1	\$	124.42	2	2017	COMMAND CENTER M LANDIS+GYR 90236618	Software
2	935.1	\$	249.14	3	2017	COMMAND CENTER M LANDIS+GYR 90238918	Software
2	935.1	\$	215.17	3	2017	COMMAND CENTER M LANDIS+GYR 90238918	Software
2	935.1	\$	124.57	3	2017	COMMAND CENTER M LANDIS+GYR 90238918	Software
2	935.1	\$	249.14	4	2017	COMMAND CENTER M LANDIS+GYR 90240996	Software
2	935.1	\$	215.17	4	2017	COMMAND CENTER M LANDIS+GYR 90240996	Software
2	935.1	\$	124.57	4	2017	COMMAND CENTER M LANDIS+GYR 90240996	Software
2	935.1	\$	498.29	5	2017	COMMAND CENTER M LANDIS+GYR 90243167	Software
2	935.1	\$	430.34	5	2017	COMMAND CENTER M LANDIS+GYR 90243167	Software
2	935.1	\$	249.14	5	2017	COMMAND CENTER M LANDIS+GYR 90243167	Software
2	926	\$	176.00	2	2017	COMMAND CENTER W LANDIS+GYR 90236667	Software
2	926	\$	152.00	2	2017	COMMAND CENTER W LANDIS+GYR 90236667	Software
2	926	\$	88.00	2	2017	COMMAND CENTER W LANDIS+GYR 90236667	Software
2	935.3	\$	8.68	3	2017	COMMAND UTILITY TRUE VALUE A98336	Office Supplies / Equipment
2	935.3	\$	17.64	4	2017	COMP OIL S & W SUPP 4-615302	Small Tools / Supplies
2	926	\$	24.53	8	2017	COMPANY SHIRTS JF BEAVER 78223	Employee Benefit - Tool Account
2	926	\$	21.19	8	2017	COMPANY SHIRTS JF BEAVER 78223	Employee Benefit - Tool Account
2	926	\$	12.27	8	2017	COMPANY SHIRTS JF BEAVER 78223	Employee Benefit - Tool Account
2	926	\$	13.20	10	2017	COMPANY SHIRTS-V JF BEAVER 78396	Employee Benefit - Tool Account
2	926	\$	11.40	10	2017	COMPANY SHIRTS-V JF BEAVER 78396	Employee Benefit - Tool Account
2	926	\$	6.60	10	2017	COMPANY SHIRTS-V JF BEAVER 78396	Employee Benefit - Tool Account
2	926	\$	26.61	5	2017	COMPANY T-SHIRTS JF BEAVER 77953	Employee Benefit - Tool Account
2	926	\$	22.98	5	2017	COMPANY T-SHIRTS JF BEAVER 77953	Employee Benefit - Tool Account
2	926	\$	13.31	5	2017	COMPANY T-SHIRTS JF BEAVER 77953	Employee Benefit - Tool Account
2	921	\$	3.26	7	2017	COMPASS & PROTRA CARMICHEAL A119104	Office Supplies / Equipment
2	935.3	\$	479.44	11	2017	COMPLETE BANDER FASTENAL C KSHAY200424	Small Tools / Supplies
2	935.1	\$	11.31	3	2017	CONDUIT FOR SERV STANION WH 4280639-00	Small Tools / Supplies
2	935.1	\$	9.77	3	2017	CONDUIT FOR SERV STANION WH 4280639-00	Small Tools / Supplies
2	935.1	\$	5.66	3	2017	CONDUIT FOR SERV STANION WH 4280639-00	Small Tools / Supplies
2	935.2	\$	2.92	1	2017	CONFERENCE BRIDG ONEVOICE C 78883	Utilities / Telephone
2	935.2	\$	2.53	1	2017	CONFERENCE BRIDG ONEVOICE C 78883	Utilities / Telephone
2	935.2	\$	1.46	1	2017	CONFERENCE BRIDG ONEVOICE C 78883	Utilities / Telephone
2	935.2	\$	3.57	2	2017	CONFERENCE BRIDG ONEVOICE C 79352	Utilities / Telephone
2	935.2	\$	3.08	2	2017	CONFERENCE BRIDG ONEVOICE C 79352	Utilities / Telephone
2	935.2	\$	1.79	2	2017	CONFERENCE BRIDG ONEVOICE C 79352	Utilities / Telephone
2	935.2	\$	2.87	3	2017	CONFERENCE BRIDG ONEVOICE C 79832	Utilities / Telephone
2	935.2	\$	2.48	3	2017	CONFERENCE BRIDG ONEVOICE C 79832	Utilities / Telephone
2	935.2	\$	1.43	3	2017	CONFERENCE BRIDG ONEVOICE C 79832	Utilities / Telephone
2	935.2	\$	3.56	4	2017	CONFERENCE BRIDG ONEVOICE C 80311	Utilities / Telephone
2	935.2	\$	3.07	4	2017	CONFERENCE BRIDG ONEVOICE C 80311	Utilities / Telephone
2	935.2	\$	1.77	4	2017	CONFERENCE BRIDG ONEVOICE C 80311	Utilities / Telephone
2	935.2	\$	0.78	6	2017	CONFERENCE BRIDG ONEVOICE C 80792	Utilities / Telephone
2	935.2	\$	0.68	6	2017	CONFERENCE BRIDG ONEVOICE C 80792	Utilities / Telephone
2	935.2	\$	0.39	6	2017	CONFERENCE BRIDG ONEVOICE C 80792	Utilities / Telephone
2	935.2	\$	6.07	6	2017	CONFERENCE BRIDG ONEVOICE C 81276	Utilities / Telephone
2	935.2	\$	5.25	6	2017	CONFERENCE BRIDG ONEVOICE C 81276	Utilities / Telephone
2	935.2	\$	3.04	6	2017	CONFERENCE BRIDG ONEVOICE C 81276	Utilities / Telephone
2	935.2	\$	4.51	7	2017	CONFERENCE BRIDG ONEVOICE C 81755	Utilities / Telephone
2	935.2	\$	3.90	7	2017	CONFERENCE BRIDG ONEVOICE C 81755	Utilities / Telephone
2	935.2	\$	2.26	7	2017	CONFERENCE BRIDG ONEVOICE C 81755	Utilities / Telephone
2	935.2	\$	3.80	8	2017	CONFERENCE BRIDG ONEVOICE C 82255	Utilities / Telephone
2	935.2	\$	3.28	8	2017	CONFERENCE BRIDG ONEVOICE C 82255	Utilities / Telephone
2	935.2	\$	1.89	8	2017	CONFERENCE BRIDG ONEVOICE C 82255	Utilities / Telephone
2	935.2	\$	2.26	9	2017	CONFERENCE BRIDG ONEVOICE C 82730	Utilities / Telephone
2	935.2	\$	1.95	9	2017	CONFERENCE BRIDG ONEVOICE C 82730	Utilities / Telephone
2	935.2	\$	1.13	9	2017	CONFERENCE BRIDG ONEVOICE C 82730	Utilities / Telephone
2	935.2	\$	2.81	10	2017	CONFERENCE BRIDG ONEVOICE C 83214	Utilities / Telephone
2	935.2	\$	2.43	10	2017	CONFERENCE BRIDG ONEVOICE C 83214	Utilities / Telephone
2	935.2	\$	1.41	10	2017	CONFERENCE BRIDG ONEVOICE C 83214	Utilities / Telephone
2	935.2	\$	2.78	11	2017	CONFERENCE BRIDG ONEVOICE C 83687	Utilities / Telephone
2	935.2	\$	2.78	11	2017	CONFERENCE BRIDG ONEVOICE C 83687	Utilities / Telephone
2	935.2	\$	2.40	11	2017	CONFERENCE BRIDG ONEVOICE C 83687	Utilities / Telephone
2	935.2	\$	2.40	11	2017	CONFERENCE BRIDG ONEVOICE C 83687	Utilities / Telephone
2	935.2	\$	1.38	11	2017	CONFERENCE BRIDG ONEVOICE C 83687	Utilities / Telephone
2	935.2	\$	1.38	11	2017	CONFERENCE BRIDG ONEVOICE C 83687	Utilities / Telephone
2	935.2	\$	1.85	12	2017	CONFERENCE BRIDG ONEVOICE C 84152	Utilities / Telephone
2	935.2	\$	1.60	12	2017	CONFERENCE BRIDG ONEVOICE C 84152	Utilities / Telephone
2	935.2	\$	0.93	12	2017	CONFERENCE BRIDG ONEVOICE C 84152	Utilities / Telephone
2	930.1	\$	89.95	2	2017	CONSERVATION EDI ELLSWORTH 012617	Advertising
2	921	\$	55.01	5	2017	CONSOLIDATED PMT EASY 2 PAY 04302017	Banking Fees
2	921	\$	47.51	5	2017	CONSOLIDATED PMT EASY 2 PAY 04302017	Banking Fees
2	921	\$	27.50	5	2017	CONSOLIDATED PMT EASY 2 PAY 04302017	Banking Fees
2	921	\$	55.00	1	2017	CONSOLIDATED PMT EASY 2 PAY 8803	Banking Fees
2	921	\$	47.50	1	2017	CONSOLIDATED PMT EASY 2 PAY 8803	Banking Fees
2	921	\$	27.50	1	2017	CONSOLIDATED PMT EASY 2 PAY 8803	Banking Fees
2	921	\$	55.00	2	2017	CONSOLIDATED PMT EASY 2 PAY 8824	Banking Fees
2	921	\$	47.50	2	2017	CONSOLIDATED PMT EASY 2 PAY 8824	Banking Fees
2	921	\$	27.50	2	2017	CONSOLIDATED PMT EASY 2 PAY 8824	Banking Fees
2	921	\$	55.00	3	2017	CONSOLIDATED PMT EASY 2 PAY 8845	Banking Fees
2	921	\$	47.50	3	2017	CONSOLIDATED PMT EASY 2 PAY 8845	Banking Fees
2	921	\$	27.50	3	2017	CONSOLIDATED PMT EASY 2 PAY 8845	Banking Fees
2	921	\$	55.01	4	2017	CONSOLIDATED PMT EASY 2 PAY 8866	Banking Fees
2	921	\$	47.51	4	2017	CONSOLIDATED PMT EASY 2 PAY 8866	Banking Fees

2	921	\$ 27.50	4	2017 CONSOLIDATED PMT EASY 2 PAY 8866	Banking Fees
2	921	\$ 55.01	6	2017 CONSOLIDATED PMT EASY 2 PAY 8908	Banking Fees
2	921	\$ 47.51	6	2017 CONSOLIDATED PMT EASY 2 PAY 8908	Banking Fees
2	921	\$ 27.51	6	2017 CONSOLIDATED PMT EASY 2 PAY 8908	Banking Fees
2	921	\$ 55.01	7	2017 CONSOLIDATED PMT EASY 2 PAY 8929	Banking Fees
2	921	\$ 47.51	7	2017 CONSOLIDATED PMT EASY 2 PAY 8929	Banking Fees
2	921	\$ 27.51	7	2017 CONSOLIDATED PMT EASY 2 PAY 8929	Banking Fees
2	921	\$ 55.02	8	2017 CONSOLIDATED PMT EASY 2 PAY 8949	Banking Fees
2	921	\$ 47.51	8	2017 CONSOLIDATED PMT EASY 2 PAY 8949	Banking Fees
2	921	\$ 27.51	8	2017 CONSOLIDATED PMT EASY 2 PAY 8949	Banking Fees
2	921	\$ 55.02	9	2017 CONSOLIDATED PMT EASY 2 PAY 8969	Banking Fees
2	921	\$ 47.52	9	2017 CONSOLIDATED PMT EASY 2 PAY 8969	Banking Fees
2	921	\$ 27.50	9	2017 CONSOLIDATED PMT EASY 2 PAY 8969	Banking Fees
2	921	\$ 55.02	10	2017 CONSOLIDATED PMT EASY 2 PAY 8989	Banking Fees
2	921	\$ 47.52	10	2017 CONSOLIDATED PMT EASY 2 PAY 8989	Banking Fees
2	921	\$ 27.51	10	2017 CONSOLIDATED PMT EASY 2 PAY 8989	Banking Fees
2	921	\$ 77.02	11	2017 CONSOLIDATED PMT EASY 2 PAY 9007	Banking Fees
2	921	\$ 77.02	11	2017 CONSOLIDATED PMT EASY 2 PAY 9007	Banking Fees
2	921	\$ 66.52	11	2017 CONSOLIDATED PMT EASY 2 PAY 9007	Banking Fees
2	921	\$ 66.52	11	2017 CONSOLIDATED PMT EASY 2 PAY 9007	Banking Fees
2	921	\$ 38.51	11	2017 CONSOLIDATED PMT EASY 2 PAY 9007	Banking Fees
2	921	\$ 38.51	11	2017 CONSOLIDATED PMT EASY 2 PAY 9007	Banking Fees
2	921	\$ 55.02	12	2017 CONSOLIDATED PMT EASY 2 PAY 9024	Banking Fees
2	921	\$ 47.52	12	2017 CONSOLIDATED PMT EASY 2 PAY 9024	Banking Fees
2	921	\$ 27.52	12	2017 CONSOLIDATED PMT EASY 2 PAY 9024	Banking Fees
2	925	\$ 20.48	12	2017 CONTAINER FOR RU FIRST NATI 11/17 #110	Small Tools / Supplies
2	930.1	\$ 173.25	11	2017 COOP MONTH ELLSWORTH 100517	Advertising
2	930.5	\$ 126.79	3	2017 DISTRIBUTE INSURANCE - DOM	Insurance - DOM
2	930.4	\$ 3.65	11	2017 COOP VOTE LEGISL FIRST NATI 10/17 DENNIS	Travel
2	930.4	\$ 3.65	11	2017 COOP VOTE LEGISL FIRST NATI 10/17 DENNIS	Travel
2	930.4	\$ 3.15	11	2017 COOP VOTE LEGISL FIRST NATI 10/17 DENNIS	Travel
2	930.4	\$ 3.15	11	2017 COOP VOTE LEGISL FIRST NATI 10/17 DENNIS	Travel
2	930.4	\$ 1.83	11	2017 COOP VOTE LEGISL FIRST NATI 10/17 DENNIS	Travel
2	930.4	\$ 1.83	11	2017 COOP VOTE LEGISL FIRST NATI 10/17 DENNIS	Travel
2	921	\$ 54.48	8	2017 COPY PAPER FIRST NATI 07/17 JERRY	Office Supplies / Equipment
2	921	\$ 17.01	10	2017 COPY PAPER WESTERN KA 54921	Office Supplies / Equipment
2	921	\$ 14.69	10	2017 COPY PAPER WESTERN KA 54921	Office Supplies / Equipment
2	921	\$ 8.52	10	2017 COPY PAPER WESTERN KA 54921	Office Supplies / Equipment
2	930.4	\$ 141.53	10	2017 CORRECT APR INVOICE 03/17 CRAIG BUDGET ID POSTING	Office Supplies / Equipment
2	930.4	\$ (141.53)	10	2017 CORRECT APR INVOICE 03/17 CRAIG BUDGET ID POSTING	Office Supplies / Equipment
2	930.4	\$ 122.23	10	2017 CORRECT APR INVOICE 03/17 CRAIG BUDGET ID POSTING	Office Supplies / Equipment
2	930.4	\$ (122.23)	10	2017 CORRECT APR INVOICE 03/17 CRAIG BUDGET ID POSTING	Office Supplies / Equipment
2	930.4	\$ 70.78	10	2017 CORRECT APR INVOICE 03/17 CRAIG BUDGET ID POSTING	Office Supplies / Equipment
2	930.4	\$ (70.78)	10	2017 CORRECT APR INVOICE 03/17 CRAIG BUDGET ID POSTING	Office Supplies / Equipment
2	921	\$ (143.88)	7	2017 CORRECT BUDGET ID CK #57249 & 57599	Office Supplies / Equipment
2	921	\$ 143.88	7	2017 CORRECT BUDGET ID CK #57249 & 57599	Office Supplies / Equipment
2	921	\$ (124.26)	7	2017 CORRECT BUDGET ID CK #57249 & 57599	Office Supplies / Equipment
2	930.5	\$ 111.69	3	2017 DISTRIBUTE INSURANCE - DOM	Insurance - DOM
2	921	\$ 124.26	7	2017 CORRECT BUDGET ID CK #57249 & 57599	Office Supplies / Equipment
2	921	\$ (71.94)	7	2017 CORRECT BUDGET ID CK #57249 & 57599	Office Supplies / Equipment
2	921	\$ 71.94	7	2017 CORRECT BUDGET ID CK #57249 & 57599	Office Supplies / Equipment
2	930.4	\$ (9.46)	9	2017 CORRECT DARRIN PERS CHARGES ON CREDIT CARD CK#5765	Excludable Misc General Expenses
2	930.4	\$ (8.17)	9	2017 CORRECT DARRIN PERS CHARGES ON CREDIT CARD CK#5765	Excludable Misc General Expenses
2	930.4	\$ (4.72)	9	2017 CORRECT DARRIN PERS CHARGES ON CREDIT CARD CK#5765	Excludable Misc General Expenses
2	921	\$ 12.44	12	2017 CORRECT INVOICE 101720033900 FOR CORRECT DIVISION	Utilities / Telephone
2	921	\$ (12.44)	12	2017 CORRECT INVOICE 101720033900 FOR CORRECT DIVISION	Utilities / Telephone
2	928	\$ (57.94)	7	2017 CORRECT KCC INVOICE #2018000286	KCC Quarterly Assessments
2	928	\$ 36.96	7	2017 CORRECT KCC INVOICE #2018000286	KCC Quarterly Assessments
2	928	\$ 20.98	7	2017 CORRECT KCC INVOICE #2018000286	KCC Quarterly Assessments
2	921	\$ 67.78	5	2017 CORRECT RECCARD RETURN ERROR 52793-001	Banking Fees
2	921	\$ (472.35)	11	2017 CORRECTING AP 90MTR POSTED 2X'S	Office Supplies / Equipment
2	921	\$ (2,949.29)	11	2017 CORRECTING AP 90MTR POSTED 2X'S	Office Supplies / Equipment
2	921	\$ (407.94)	11	2017 CORRECTING AP 90MTR POSTED 2X'S	Office Supplies / Equipment
2	921	\$ (2,547.12)	11	2017 CORRECTING AP 90MTR POSTED 2X'S	Office Supplies / Equipment
2	921	\$ (236.17)	11	2017 CORRECTING AP 90MTR POSTED 2X'S	Office Supplies / Equipment
2	921	\$ (1,474.65)	11	2017 CORRECTING AP 90MTR POSTED 2X'S	Office Supplies / Equipment
2	930.5	\$ 63.40	3	2017 DISTRIBUTE INSURANCE - DOM	Insurance - DOM
2	935	\$ 17.17	3	2017 DISTRIBUTE VACATION	Employee Benefit - Vacation
2	935	\$ 26.59	3	2017 DISTRIBUTE SAFETY	Safety
2	935	\$ 4.30	3	2017 DISTRIBUTE WC INSURANCE	Employee Benefit - Work Comp Insurance
2	935.1	\$ 124.49	3	2017 DISTRIBUTE VACATION	Employee Benefit - Vacation
2	935.1	\$ 192.78	3	2017 DISTRIBUTE SAFETY	Safety
2	925	\$ (748.00)	11	2017 CORRECTING AP 90MTR POSTED 2X'S	Office Supplies / Equipment
2	925	\$ (700.06)	11	2017 CORRECTING AP 90MTR POSTED 2X'S	Office Supplies / Equipment
2	925	\$ (646.00)	11	2017 CORRECTING AP 90MTR POSTED 2X'S	Office Supplies / Equipment
2	925	\$ (604.60)	11	2017 CORRECTING AP 90MTR POSTED 2X'S	Office Supplies / Equipment
2	925	\$ (374.00)	11	2017 CORRECTING AP 90MTR POSTED 2X'S	Office Supplies / Equipment
2	925	\$ (350.03)	11	2017 CORRECTING AP 90MTR POSTED 2X'S	Office Supplies / Equipment
2	926	\$ (55.00)	11	2017 CORRECTING AP 90MTR POSTED 2X'S	Office Supplies / Equipment
2	935.1	\$ 31.15	3	2017 DISTRIBUTE WC INSURANCE	Employee Benefit - Work Comp Insurance
2	935.1	\$ 112.54	3	2017 DISTRIBUTE VACATION	Employee Benefit - Vacation
2	935.1	\$ 163.99	3	2017 DISTRIBUTE SAFETY	Safety
2	926	\$ (1,579.39)	11	2017 CORRECTING AP 90MTR POSTED 2X'S	Office Supplies / Equipment
2	926	\$ (13.20)	11	2017 CORRECTING AP 90MTR POSTED 2X'S	Office Supplies / Equipment
2	926	\$ (47.50)	11	2017 CORRECTING AP 90MTR POSTED 2X'S	Office Supplies / Equipment
2	926	\$ (1,364.02)	11	2017 CORRECTING AP 90MTR POSTED 2X'S	Office Supplies / Equipment
2	926	\$ (11.40)	11	2017 CORRECTING AP 90MTR POSTED 2X'S	Office Supplies / Equipment

2	926	\$ (27.50)	11	2017 CORRECTING AP 90MTR POSTED 2X'S	Office Supplies / Equipment
2	926	\$ (789.69)	11	2017 CORRECTING AP 90MTR POSTED 2X'S	Office Supplies / Equipment
2	926	\$ (6.60)	11	2017 CORRECTING AP 90MTR POSTED 2X'S	Office Supplies / Equipment
2	930.1	\$ (779.98)	11	2017 CORRECTING AP 90MTR POSTED 2X'S	Office Supplies / Equipment
2	930.1	\$ (673.62)	11	2017 CORRECTING AP 90MTR POSTED 2X'S	Office Supplies / Equipment
2	935.1	\$ 12.19	3	2017 TRANSPORTATION CLEARING 184.300	Travel
2	935.1	\$ 28.16	3	2017 DISTRIBUTE WC INSURANCE	Employee Benefit - Work Comp Insurance
2	935.1	\$ 67.26	3	2017 DISTRIBUTE VACATION	Employee Benefit - Vacation
2	935.1	\$ 112.53	3	2017 DISTRIBUTE SAFETY	Safety
2	930.1	\$ (389.99)	11	2017 CORRECTING AP 90MTR POSTED 2X'S	Office Supplies / Equipment
2	930.4	\$ (3.02)	11	2017 CORRECTING AP 90MTR POSTED 2X'S	Office Supplies / Equipment
2	930.4	\$ (114.82)	11	2017 CORRECTING AP 90MTR POSTED 2X'S	Office Supplies / Equipment
2	930.4	\$ (2.61)	11	2017 CORRECTING AP 90MTR POSTED 2X'S	Office Supplies / Equipment
2	930.4	\$ (99.16)	11	2017 CORRECTING AP 90MTR POSTED 2X'S	Office Supplies / Equipment
2	930.4	\$ (1.51)	11	2017 CORRECTING AP 90MTR POSTED 2X'S	Office Supplies / Equipment
2	930.4	\$ (57.41)	11	2017 CORRECTING AP 90MTR POSTED 2X'S	Office Supplies / Equipment
2	935.1	\$ 0.34	3	2017 TRANSPORTATION CLEARING 184.300	Travel
2	935.1	\$ 16.83	3	2017 DISTRIBUTE WC INSURANCE	Employee Benefit - Work Comp Insurance
2	930.42	\$ (1,061.54)	11	2017 CORRECTING AP 90MTR POSTED 2X'S	Office Supplies / Equipment
2	930.42	\$ (916.79)	11	2017 CORRECTING AP 90MTR POSTED 2X'S	Office Supplies / Equipment
2	930.42	\$ (530.77)	11	2017 CORRECTING AP 90MTR POSTED 2X'S	Office Supplies / Equipment
2	930.5	\$ (1,266.74)	11	2017 CORRECTING AP 90MTR POSTED 2X'S	Office Supplies / Equipment
2	930.5	\$ (1,094.00)	11	2017 CORRECTING AP 90MTR POSTED 2X'S	Office Supplies / Equipment
2	930.5	\$ (633.37)	11	2017 CORRECTING AP 90MTR POSTED 2X'S	Office Supplies / Equipment
2	935	\$ (1,020.95)	11	2017 CORRECTING AP 90MTR POSTED 2X'S	Office Supplies / Equipment
2	935	\$ (881.73)	11	2017 CORRECTING AP 90MTR POSTED 2X'S	Office Supplies / Equipment
2	935	\$ (510.48)	11	2017 CORRECTING AP 90MTR POSTED 2X'S	Office Supplies / Equipment
2	935.1	\$ (69.89)	11	2017 CORRECTING AP 90MTR POSTED 2X'S	Office Supplies / Equipment
2	935.1	\$ (535.03)	11	2017 CORRECTING AP 90MTR POSTED 2X'S	Office Supplies / Equipment
2	935.1	\$ (21.78)	11	2017 CORRECTING AP 90MTR POSTED 2X'S	Office Supplies / Equipment
2	935.1	\$ (60.36)	11	2017 CORRECTING AP 90MTR POSTED 2X'S	Office Supplies / Equipment
2	935.1	\$ (462.07)	11	2017 CORRECTING AP 90MTR POSTED 2X'S	Office Supplies / Equipment
2	935.1	\$ (18.81)	11	2017 CORRECTING AP 90MTR POSTED 2X'S	Office Supplies / Equipment
2	935.3	\$ 103.82	3	2017 DISTRIBUTE VACATION	Employee Benefit - Vacation
2	935.1	\$ (34.95)	11	2017 CORRECTING AP 90MTR POSTED 2X'S	Office Supplies / Equipment
2	935.1	\$ (267.51)	11	2017 CORRECTING AP 90MTR POSTED 2X'S	Office Supplies / Equipment
2	935.1	\$ (10.89)	11	2017 CORRECTING AP 90MTR POSTED 2X'S	Office Supplies / Equipment
2	935.2	\$ (165.02)	11	2017 CORRECTING AP 90MTR POSTED 2X'S	Office Supplies / Equipment
2	935.2	\$ (142.51)	11	2017 CORRECTING AP 90MTR POSTED 2X'S	Office Supplies / Equipment
2	935.2	\$ (82.51)	11	2017 CORRECTING AP 90MTR POSTED 2X'S	Office Supplies / Equipment
2	935.3	\$ 160.77	3	2017 DISTRIBUTE SAFETY	Safety
2	935.3	\$ 56.76	3	2017 TRANSPORTATION CLEARING 184.200	Travel
2	935.3	\$ 25.98	3	2017 DISTRIBUTE WC INSURANCE	Employee Benefit - Work Comp Insurance
2	935.3	\$ 344.76	11	2017 CORRECTING AP 90MTR POSTED 2X'S	Office Supplies / Equipment
2	935.3	\$ 297.75	11	2017 CORRECTING AP 90MTR POSTED 2X'S	Office Supplies / Equipment
2	935.3	\$ 172.33	11	2017 CORRECTING AP 90MTR POSTED 2X'S	Office Supplies / Equipment
2	921	\$ 6.18	3	2017 CORRECTION TAPE TRI-CENTRA B353134	Office Supplies / Equipment
2	921	\$ 5.34	3	2017 CORRECTION TAPE TRI-CENTRA B353134	Office Supplies / Equipment
2	921	\$ 3.10	3	2017 CORRECTION TAPE TRI-CENTRA B353134	Office Supplies / Equipment
2	935.3	\$ 94.61	3	2017 DISTRIBUTE VACATION	Employee Benefit - Vacation
2	921	\$ 0.28	3	2017 CORRECTION TO DEPOSIT INTEREST	Banking Fees
2	921	\$ 0.12	3	2017 CORRECTION TO DEPOSIT INTEREST	Banking Fees
2	921	\$ 0.59	7	2017 CORRECTION TO DEPOSIT INTEREST	Banking Fees
2	921	\$ 0.20	11	2017 CORRECTION TO DEPOSIT INTEREST	Banking Fees
2	935	\$ 30.86	4	2017 COUPLING,CONNECT CARMICHEAL A110830	Small Tools / Supplies
2	930.1	\$ 97.95	9	2017 COWTOWN AD ELLSWORTH 081717A	Advertising
2	926	\$ 34.54	7	2017 CPA LICENSE RENE FIRST NATI 06/17 STACEY	Training / Education
2	926	\$ 29.83	7	2017 CPA LICENSE RENE FIRST NATI 06/17 STACEY	Training / Education
2	926	\$ 17.27	7	2017 CPA LICENSE RENE FIRST NATI 06/17 STACEY	Training / Education
2	935.3	\$ 137.86	3	2017 DISTRIBUTE SAFETY	Safety
2	935.3	\$ 64.80	3	2017 TRANSPORTATION CLEARING 184.100	Travel
2	935.3	\$ 23.68	3	2017 DISTRIBUTE WC INSURANCE	Employee Benefit - Work Comp Insurance
2	926	\$ 96.58	5	2017 CPE CLASSES FOR MALSAM STA 050117	Training / Education
2	926	\$ 83.41	5	2017 CPE CLASSES FOR MALSAM STA 050117	Training / Education
2	935.3	\$ 190.21	3	2017 DISTRIBUTE VACATION	Employee Benefit - Vacation
2	926	\$ 48.28	5	2017 CPE CLASSES FOR MALSAM STA 050117	Training / Education
2	935.2	\$ 107.00	8	2017 CRAIG EW TRIP TO CRAMER CRA 08232017	Excludable Employee Benefits
2	930.41	\$ 8.80	6	2017 CREDENTIALS COMM LAMBERT TE 060717	Board Credential Committee Expenses
2	930.41	\$ 7.60	6	2017 CREDENTIALS COMM LAMBERT TE 060717	Board Credential Committee Expenses
2	930.41	\$ 4.40	6	2017 CREDENTIALS COMM LAMBERT TE 060717	Board Credential Committee Expenses
2	930.41	\$ 8.80	6	2017 CREDENTIALS COMM MEHLER JON 060717	Board Credential Committee Expenses
2	935.3	\$ 318.22	3	2017 DISTRIBUTE SAFETY	Safety
2	935.3	\$ 47.60	3	2017 DISTRIBUTE WC INSURANCE	Employee Benefit - Work Comp Insurance
2	920	\$ 416.69	4	2017 DISTRIBUTE VACATION	Employee Benefit - Vacation
2	920	\$ 495.96	4	2017 DISTRIBUTE SAFETY	Safety
2	920	\$ 95.23	4	2017 DISTRIBUTE WC INSURANCE	Employee Benefit - Work Comp Insurance
2	920	\$ 357.58	4	2017 DISTRIBUTE VACATION	Employee Benefit - Vacation
2	920	\$ 453.19	4	2017 DISTRIBUTE SAFETY	Safety
2	920	\$ 81.72	4	2017 DISTRIBUTE WC INSURANCE	Employee Benefit - Work Comp Insurance
2	920	\$ 207.48	4	2017 DISTRIBUTE VACATION	Employee Benefit - Vacation
2	920	\$ 277.48	4	2017 DISTRIBUTE SAFETY	Safety
2	920	\$ 47.42	4	2017 DISTRIBUTE WC INSURANCE	Employee Benefit - Work Comp Insurance
2	930.41	\$ 7.60	6	2017 CREDENTIALS COMM MEHLER JON 060717	Board Credential Committee Expenses
2	930.41	\$ 4.40	6	2017 CREDENTIALS COMM MEHLER JON 060717	Board Credential Committee Expenses
2	930.41	\$ 8.80	6	2017 CREDENTIALS COMM MODEN ERIC 060717	Board Credential Committee Expenses
2	930.41	\$ 7.60	6	2017 CREDENTIALS COMM MODEN ERIC 060717	Board Credential Committee Expenses
2	930.41	\$ 4.40	6	2017 CREDENTIALS COMM MODEN ERIC 060717	Board Credential Committee Expenses



2	921	\$	26.41	8	2017 CREDIT BILL FROM VERIZON INVOICE#9790064455	Utilities / Telephone
2	921	\$	62.82	8	2017 CREDIT BILL FROM VERIZON INVOICE#9790064455	Utilities / Telephone
2	921	\$	53.21	8	2017 CREDIT BILL FROM VERIZON INVOICE#9790064455	Utilities / Telephone
2	935	\$	105.49	8	2017 CUT CONCRETE-INT CITY PLUMB 080917A	Building Maintenance
2	935.3	\$	82.81	8	2017 CUTTING BLADES,P CARMICHEAL 1981	Small Tools / Supplies
2	935.3	\$	(82.81)	8	2017 CUTTING BLADES,P CARMICHEAL 1981	Small Tools / Supplies
2	935.3	\$	82.81	8	2017 CUTTING BLADES,P CARMICHEAL B92325	Small Tools / Supplies
2	930.4	\$	3.53	2	2017 CYBER SECURITY R FIRST NATI 01/17 CRAIG	Software
2	930.4	\$	3.05	2	2017 CYBER SECURITY R FIRST NATI 01/17 CRAIG	Software
2	930.4	\$	1.77	2	2017 CYBER SECURITY R FIRST NATI 01/17 CRAIG	Software
2	930.4	\$	85.25	3	2017 CYBER SECURITY R FIRST NATI 02/17 CRAIG	Software
2	930.4	\$	73.63	3	2017 CYBER SECURITY R FIRST NATI 02/17 CRAIG	Software
2	930.4	\$	42.63	3	2017 CYBER SECURITY R FIRST NATI 02/17 CRAIG	Software
2	926	\$	26.88	10	2017 DAFFRON UGM FIRST NATI 09/17 CRAIG	Training / Education
2	926	\$	23.22	10	2017 DAFFRON UGM FIRST NATI 09/17 CRAIG	Training / Education
2	926	\$	13.44	10	2017 DAFFRON UGM FIRST NATI 09/17 CRAIG	Training / Education
2	926	\$	10.59	10	2017 DAFFRON UGM FIRST NATI 09/17 OFFICE	Training / Education
2	926	\$	9.14	10	2017 DAFFRON UGM FIRST NATI 09/17 OFFICE	Training / Education
2	926	\$	5.30	10	2017 DAFFRON UGM FIRST NATI 09/17 OFFICE	Training / Education
2	921	\$	(19.80)	4	2017 RETURN EFT/BANK CHARGE	Banking Fees
2	926	\$	22.04	10	2017 DAFFRON UGM FIRST NATI 09/17 RON	Training / Education
2	926	\$	19.04	10	2017 DAFFRON UGM FIRST NATI 09/17 RON	Training / Education
2	926	\$	11.02	10	2017 DAFFRON UGM FIRST NATI 09/17 RON	Training / Education
2	926	\$	11.13	11	2017 DAFFRON UGM FIRST NATI 10/17 JAY	Training / Education
2	926	\$	11.13	11	2017 DAFFRON UGM FIRST NATI 10/17 JAY	Training / Education
2	926	\$	9.61	11	2017 DAFFRON UGM FIRST NATI 10/17 JAY	Training / Education
2	926	\$	9.61	11	2017 DAFFRON UGM FIRST NATI 10/17 JAY	Training / Education
2	921	\$	5.59	10	2017 BANK DEBIT-ACH FEES	Banking Fees
2	921	\$	4.83	10	2017 BANK DEBIT-ACH FEES	Banking Fees
2	921	\$	2.79	10	2017 BANK DEBIT-ACH FEES	Banking Fees
2	921	\$	1,180.69	4	2017 DISTRIBUTE PREPAID MAINTENANCE	Software
2	921	\$	105.18	4	2017 DISTRIBUTE PREPAID OFFICE SUPPLIES	Software
2	921	\$	724.06	4	2017 DISTRIBUTE PREPAID ST MAINTENANCE	Software
2	926	\$	5.56	11	2017 DAFFRON UGM FIRST NATI 10/17 JAY	Training / Education
2	926	\$	5.56	11	2017 DAFFRON UGM FIRST NATI 10/17 JAY	Training / Education
2	926	\$	17.15	11	2017 DAFFRON UGM FIRST NATI 10/17 OFFICE	Training / Education
2	926	\$	17.15	11	2017 DAFFRON UGM FIRST NATI 10/17 OFFICE	Training / Education
2	926	\$	14.81	11	2017 DAFFRON UGM FIRST NATI 10/17 OFFICE	Training / Education
2	926	\$	14.81	11	2017 DAFFRON UGM FIRST NATI 10/17 OFFICE	Training / Education
2	926	\$	8.57	11	2017 DAFFRON UGM FIRST NATI 10/17 OFFICE	Training / Education
2	926	\$	8.57	11	2017 DAFFRON UGM FIRST NATI 10/17 OFFICE	Training / Education
2	926	\$	3.99	9	2017 DAFFRON UGM-FOOD FLAGLER RE 091917	Training / Education
2	926	\$	3.45	9	2017 DAFFRON UGM-FOOD FLAGLER RE 091917	Training / Education
2	926	\$	2.00	9	2017 DAFFRON UGM-FOOD FLAGLER RE 091917	Training / Education
2	926	\$	129.47	9	2017 DAFFRON UGM-MILE ASCHENBREN 092217	Training / Education
2	926	\$	111.82	9	2017 DAFFRON UGM-MILE ASCHENBREN 092217	Training / Education
2	926	\$	64.73	9	2017 DAFFRON UGM-MILE ASCHENBREN 092217	Training / Education
2	926	\$	1,473.36	11	2017 DAFFRON UGM-ST L FIRST NATI 10/17 CRAIG	Training / Education
2	926	\$	1,473.36	11	2017 DAFFRON UGM-ST L FIRST NATI 10/17 CRAIG	Training / Education
2	926	\$	1,272.44	11	2017 DAFFRON UGM-ST L FIRST NATI 10/17 CRAIG	Training / Education
2	926	\$	1,272.44	11	2017 DAFFRON UGM-ST L FIRST NATI 10/17 CRAIG	Training / Education
2	926	\$	736.68	11	2017 DAFFRON UGM-ST L FIRST NATI 10/17 CRAIG	Training / Education
2	926	\$	736.68	11	2017 DAFFRON UGM-ST L FIRST NATI 10/17 CRAIG	Training / Education
2	935.3	\$	(2.75)	3	2017 DAKOTA RIGGERS & TOOL SUPPL 429715-IN	Small Tools / Supplies
2	935.3	\$	(5.29)	10	2017 DAKOTA RIGGERS & TOOL SUPPL 446373-IN	Small Tools / Supplies
2	930.42	\$	202.40	2	2017 DALE,SUSAN NRECA KANSAS ELE 133613	Board Member KEC Meeting Per Diem & Mileage
2	930.42	\$	174.80	2	2017 DALE,SUSAN NRECA KANSAS ELE 133613	Board Member KEC Meeting Per Diem & Mileage
2	930.42	\$	101.20	2	2017 DALE,SUSAN NRECA KANSAS ELE 133613	Board Member KEC Meeting Per Diem & Mileage
2	926	\$	46.33	5	2017 DALTON COMPANY T JF BEAVER 77953	Employee Benefit - Tool Account
2	921	\$	16.57	9	2017 DATA BINDERS TRI-CENTRA B359590	Office Supplies / Equipment
2	921	\$	14.31	9	2017 DATA BINDERS TRI-CENTRA B359590	Office Supplies / Equipment
2	921	\$	8.28	9	2017 DATA BINDERS TRI-CENTRA B359590	Office Supplies / Equipment
2	935.1	\$	249.14	12	2017 DEC COMMAND CENT LANDIS+GYR 90258758	Software
2	935.1	\$	215.17	12	2017 DEC COMMAND CENT LANDIS+GYR 90258758	Software
2	935.1	\$	124.57	12	2017 DEC COMMAND CENT LANDIS+GYR 90258758	Software
2	921	\$	5.39	11	2017 BANK DEBIT-ACH FEES	Banking Fees
2	921	\$	4.65	11	2017 BANK DEBIT-ACH FEES	Banking Fees
2	921	\$	2.70	11	2017 BANK DEBIT-ACH FEES	Banking Fees
2	921	\$	1,040.13	4	2017 DISTRIBUTE PREPAID MAINTENANCE	Software
2	921	\$	92.66	4	2017 DISTRIBUTE PREPAID OFFICE SUPPLIES	Software
2	921	\$	637.87	4	2017 DISTRIBUTE PREPAID ST MAINTENANCE	Software
2	921	\$	526.59	12	2017 DEC DISPATCH SER COOPERATIV 104860	Utilities / Telephone
2	921	\$	454.78	12	2017 DEC DISPATCH SER COOPERATIV 104860	Utilities / Telephone
2	921	\$	263.30	12	2017 DEC DISPATCH SER COOPERATIV 104860	Utilities / Telephone
2	925	\$	700.06	12	2017 DEC DUES,SUBS,C- KANSAS ELE 134789	Dues - KEC
2	925	\$	604.60	12	2017 DEC DUES,SUBS,C- KANSAS ELE 134789	Dues - KEC
2	925	\$	350.03	12	2017 DEC DUES,SUBS,C- KANSAS ELE 134789	Dues - KEC
2	926	\$	13.19	12	2017 DEC DUES,SUBS,C- KANSAS ELE 134789	Dues - KEC
2	926	\$	11.39	12	2017 DEC DUES,SUBS,C- KANSAS ELE 134789	Dues - KEC
2	926	\$	6.59	12	2017 DEC DUES,SUBS,C- KANSAS ELE 134789	Dues - KEC
2	930.1	\$	550.26	12	2017 DEC DUES,SUBS,C- KANSAS ELE 134789	Dues - KEC
2	930.1	\$	475.23	12	2017 DEC DUES,SUBS,C- KANSAS ELE 134789	Dues - KEC
2	930.1	\$	275.13	12	2017 DEC DUES,SUBS,C- KANSAS ELE 134789	Dues - KEC
2	926	\$	55.00	12	2017 DEC FIT THUMB FE FIT THUMB 6018	Employee Benefit - Wellness Program
2	926	\$	47.50	12	2017 DEC FIT THUMB FE FIT THUMB 6018	Employee Benefit - Wellness Program
2	926	\$	27.50	12	2017 DEC FIT THUMB FE FIT THUMB 6018	Employee Benefit - Wellness Program
2	926	\$	1,092.31	12	2017 DECEMBER 17 GROU NRECA 17121029	Employee Benefit - NRECA Group Benefits

2	926 \$	891.96	12	2017 DECEMBER 17 GROU NRECA	17121029	Employee Benefit - NRECA Group Benefits
2	926 \$	943.52	12	2017 DECEMBER 17 GROU NRECA	17121029	Employee Benefit - NRECA Group Benefits
2	926 \$	127.94	12	2017 DECEMBER 17 GROU NRECA	17121029A	Employee Benefit - NRECA Group Benefits
2	926 \$	104.48	12	2017 DECEMBER 17 GROU NRECA	17121029A	Employee Benefit - NRECA Group Benefits
2	926 \$	110.51	12	2017 DECEMBER 17 GROU NRECA	17121029A	Employee Benefit - NRECA Group Benefits
2	926 \$	477.63	12	2017 DECEMBER 17 PENS NRECA	17128372A	Employee Benefit - NRECA Pension
2	926 \$	390.03	12	2017 DECEMBER 17 PENS NRECA	17128372A	Employee Benefit - NRECA Pension
2	926 \$	412.56	12	2017 DECEMBER 17 PENS NRECA	17128372A	Employee Benefit - NRECA Pension
2	926 \$	10,377.44	12	2017 DECEMBER 2017 KECHIT		Employee Benefit - Health Insurance
2	926 \$	8,234.09	12	2017 DECEMBER 2017 KECHIT		Employee Benefit - Health Insurance
2	926 \$	8,798.46	12	2017 DECEMBER 2017 KECHIT		Employee Benefit - Health Insurance
2	921 \$	5.37	12	2017 BANK DEBIT-ACH FEES		Banking Fees
2	921 \$	4.64	12	2017 BANK DEBIT-ACH FEES		Banking Fees
2	921 \$	2.68	12	2017 BANK DEBIT-ACH FEES		Banking Fees
2	921 \$	590.35	4	2017 DISTRIBUTE PREPAID MAINTENANCE		Software
2	921 \$	52.59	4	2017 DISTRIBUTE PREPAID OFFICE SUPPLIES		Software
2	921 \$	362.03	4	2017 DISTRIBUTE PREPAID ST MAINTENANCE		Software
2	930.5 \$	132.00	12	2017 DECEMBER BOARD M CROSSLAND 122117		Board Member Per Diem & Mileage
2	930.5 \$	3.53	12	2017 DECEMBER BOARD M CROSSLAND 122117		Board Member Per Diem & Mileage
2	930.5 \$	114.00	12	2017 DECEMBER BOARD M CROSSLAND 122117		Board Member Per Diem & Mileage
2	930.5 \$	3.05	12	2017 DECEMBER BOARD M CROSSLAND 122117		Board Member Per Diem & Mileage
2	930.5 \$	66.00	12	2017 DECEMBER BOARD M CROSSLAND 122117		Board Member Per Diem & Mileage
2	930.5 \$	1.77	12	2017 DECEMBER BOARD M CROSSLAND 122117		Board Member Per Diem & Mileage
2	930.5 \$	132.00	12	2017 DECEMBER BOARD M EVANS LARR 122117		Board Member Per Diem & Mileage
2	930.5 \$	13.54	12	2017 DECEMBER BOARD M EVANS LARR 122117		Board Member Per Diem & Mileage
2	930.5 \$	114.00	12	2017 DECEMBER BOARD M EVANS LARR 122117		Board Member Per Diem & Mileage
2	925 \$	(2,979.55)	4	2017 DISTRIBUTE SAFETY		Safety
2	930.5 \$	11.69	12	2017 DECEMBER BOARD M EVANS LARR 122117		Board Member Per Diem & Mileage
2	930.5 \$	66.00	12	2017 DECEMBER BOARD M EVANS LARR 122117		Board Member Per Diem & Mileage
2	930.5 \$	6.77	12	2017 DECEMBER BOARD M EVANS LARR 122117		Board Member Per Diem & Mileage
2	930.5 \$	132.00	12	2017 DECEMBER BOARD M HOBBS TERR 122117		Board Member Per Diem & Mileage
2	930.5 \$	4.71	12	2017 DECEMBER BOARD M HOBBS TERR 122117		Board Member Per Diem & Mileage
2	930.5 \$	114.00	12	2017 DECEMBER BOARD M HOBBS TERR 122117		Board Member Per Diem & Mileage
2	930.5 \$	4.07	12	2017 DECEMBER BOARD M HOBBS TERR 122117		Board Member Per Diem & Mileage
2	930.5 \$	66.00	12	2017 DECEMBER BOARD M HOBBS TERR 122117		Board Member Per Diem & Mileage
2	930.5 \$	2.35	12	2017 DECEMBER BOARD M HOBBS TERR 122117		Board Member Per Diem & Mileage
2	930.5 \$	132.00	12	2017 DECEMBER BOARD M JOY FRANK 122117		Board Member Per Diem & Mileage
2	925 \$	(944.29)	4	2017 DISTRIBUTE SAFETY		Safety
2	930.5 \$	8.24	12	2017 DECEMBER BOARD M JOY FRANK 122117		Board Member Per Diem & Mileage
2	925 \$	(700.06)	4	2017 DISTRIBUTE SAFETY		Safety
2	925 \$	(133.07)	4	2017 DISTRIBUTE SAFETY		Safety
2	925 \$	121.39	4	2017 TRANSPORTATION CLEARING 184.200		Travel
2	925 \$	(1,553.07)	4	2017 DISTRIBUTE SAFETY		Safety
2	930.5 \$	114.00	12	2017 DECEMBER BOARD M JOY FRANK 122117		Board Member Per Diem & Mileage
2	930.5 \$	7.12	12	2017 DECEMBER BOARD M JOY FRANK 122117		Board Member Per Diem & Mileage
2	930.5 \$	66.00	12	2017 DECEMBER BOARD M JOY FRANK 122117		Board Member Per Diem & Mileage
2	930.5 \$	4.11	12	2017 DECEMBER BOARD M JOY FRANK 122117		Board Member Per Diem & Mileage
2	930.5 \$	132.00	12	2017 DECEMBER BOARD M KELLER MEL 122117		Board Member Per Diem & Mileage
2	930.5 \$	8.47	12	2017 DECEMBER BOARD M KELLER MEL 122117		Board Member Per Diem & Mileage
2	930.5 \$	114.00	12	2017 DECEMBER BOARD M KELLER MEL 122117		Board Member Per Diem & Mileage
2	930.5 \$	7.32	12	2017 DECEMBER BOARD M KELLER MEL 122117		Board Member Per Diem & Mileage
2	930.5 \$	66.00	12	2017 DECEMBER BOARD M KELLER MEL 122117		Board Member Per Diem & Mileage
2	930.5 \$	4.24	12	2017 DECEMBER BOARD M KELLER MEL 122117		Board Member Per Diem & Mileage
2	925 \$	(1,988.34)	4	2017 DISTRIBUTE SAFETY		Safety
2	930.5 \$	132.00	12	2017 DECEMBER BOARD M LUETTERS C 122117		Board Member Per Diem & Mileage
2	925 \$	(604.60)	4	2017 DISTRIBUTE SAFETY		Safety
2	925 \$	(289.81)	4	2017 DISTRIBUTE SAFETY		Safety
2	925 \$	(2,286.49)	4	2017 DISTRIBUTE SAFETY		Safety
2	930.5 \$	6.59	12	2017 DECEMBER BOARD M LUETTERS C 122117		Board Member Per Diem & Mileage
2	930.5 \$	114.00	12	2017 DECEMBER BOARD M LUETTERS C 122117		Board Member Per Diem & Mileage
2	930.5 \$	5.69	12	2017 DECEMBER BOARD M LUETTERS C 122117		Board Member Per Diem & Mileage
2	930.5 \$	66.00	12	2017 DECEMBER BOARD M LUETTERS C 122117		Board Member Per Diem & Mileage
2	930.5 \$	3.30	12	2017 DECEMBER BOARD M LUETTERS C 122117		Board Member Per Diem & Mileage
2	930.5 \$	132.00	12	2017 DECEMBER BOARD M ROHLEDER S 122117		Board Member Per Diem & Mileage
2	930.5 \$	6.83	12	2017 DECEMBER BOARD M ROHLEDER S 122117		Board Member Per Diem & Mileage
2	930.5 \$	114.00	12	2017 DECEMBER BOARD M ROHLEDER S 122117		Board Member Per Diem & Mileage
2	930.5 \$	5.90	12	2017 DECEMBER BOARD M ROHLEDER S 122117		Board Member Per Diem & Mileage
2	930.5 \$	66.00	12	2017 DECEMBER BOARD M ROHLEDER S 122117		Board Member Per Diem & Mileage
2	930.5 \$	3.41	12	2017 DECEMBER BOARD M ROHLEDER S 122117		Board Member Per Diem & Mileage
2	930.5 \$	132.00	12	2017 DECEMBER BOARD M SCHAUS RIC 122117		Board Member Per Diem & Mileage
2	925 \$	(1,484.37)	4	2017 DISTRIBUTE SAFETY		Safety
2	930.5 \$	3.30	12	2017 DECEMBER BOARD M SCHAUS RIC 122117		Board Member Per Diem & Mileage
2	925 \$	(350.03)	4	2017 DISTRIBUTE SAFETY		Safety
2	925.1 \$	40.85	4	2017 DISTRIBUTE INSURANCE - VEH & GENERAL		Insurance
2	925.1 \$	35.98	4	2017 DISTRIBUTE INSURANCE - VEH & GENERAL		Insurance
2	925.1 \$	20.42	4	2017 DISTRIBUTE INSURANCE - VEH & GENERAL		Insurance
2	930.5 \$	114.00	12	2017 DECEMBER BOARD M SCHAUS RIC 122117		Board Member Per Diem & Mileage
2	930.5 \$	2.85	12	2017 DECEMBER BOARD M SCHAUS RIC 122117		Board Member Per Diem & Mileage
2	930.5 \$	66.00	12	2017 DECEMBER BOARD M SCHAUS RIC 122117		Board Member Per Diem & Mileage
2	930.5 \$	1.64	12	2017 DECEMBER BOARD M SCHAUS RIC 122117		Board Member Per Diem & Mileage
2	930.5 \$	132.00	12	2017 DECEMBER BOARD M WEINHOLD D 122117		Board Member Per Diem & Mileage
2	930.5 \$	23.54	12	2017 DECEMBER BOARD M WEINHOLD D 122117		Board Member Per Diem & Mileage
2	926 \$	2,452.68	4	2017 DISTRIBUTE CO CONTRIBUTIONS 401K		Employee Benefit - 401(k) Company Match
2	926 \$	3,853.34	4	2017 DISTRIBUTE NRECA PENSION PREPAY		Employee Benefit - NRECA Pension
2	930.5 \$	114.00	12	2017 DECEMBER BOARD M WEINHOLD D 122117		Board Member Per Diem & Mileage
2	930.5 \$	20.33	12	2017 DECEMBER BOARD M WEINHOLD D 122117		Board Member Per Diem & Mileage
2	930.5 \$	66.00	12	2017 DECEMBER BOARD M WEINHOLD D 122117		Board Member Per Diem & Mileage

2	930.5	\$	11.77	12	2017 DECEMBER BOARD M WEINHOLD D 122117	Board Member Per Diem & Mileage
2	926	\$	228.53	4	2017 TRANSPORTATION CLEARING 184.100	Travel
2	925	\$	7.03	11	2017 DELIVER/PICKUP A FIRST NATI 10/17 MARK	Safety
2	925	\$	7.03	11	2017 DELIVER/PICKUP A FIRST NATI 10/17 MARK	Safety
2	925	\$	6.07	11	2017 DELIVER/PICKUP A FIRST NATI 10/17 MARK	Safety
2	925	\$	6.07	11	2017 DELIVER/PICKUP A FIRST NATI 10/17 MARK	Safety
2	925	\$	3.52	11	2017 DELIVER/PICKUP A FIRST NATI 10/17 MARK	Safety
2	925	\$	3.52	11	2017 DELIVER/PICKUP A FIRST NATI 10/17 MARK	Safety
2	926	\$	2,147.89	4	2017 DISTRIBUTE CO CONTRIBUTIONS 401K	Employee Benefit - 401(k) Company Match
2	926	\$	3,374.50	4	2017 DISTRIBUTE NRECA PENSION PREPAY	Employee Benefit - NRECA Pension
2	935.1	\$	57.52	9	2017 DELL KEYBOARDS F AMAZON CAP 1MVJQ3YMP7N	Office Supplies / Equipment
2	935.1	\$	49.67	9	2017 DELL KEYBOARDS F AMAZON CAP 1MVJQ3YMP7N	Office Supplies / Equipment
2	935.1	\$	28.76	9	2017 DELL KEYBOARDS F AMAZON CAP 1MVJQ3YMP7N	Office Supplies / Equipment
2	935.1	\$	6.47	7	2017 DELL TABLET CASE AMAZON CAP 0LDMOHG67MVG	Office Supplies / Equipment
2	935.1	\$	5.59	7	2017 DELL TABLET CASE AMAZON CAP 0LDMOHG67MVG	Office Supplies / Equipment
2	935.1	\$	3.24	7	2017 DELL TABLET CASE AMAZON CAP 0LDMOHG67MVG	Office Supplies / Equipment
2	935.1	\$	107.79	10	2017 DELL TABLET KEYB AMAZON CAP 16MGK9JYFGPR	Office Supplies / Equipment
2	926	\$	63.73	4	2017 TRANSPORTATION CLEARING 184.100	Travel
2	935.1	\$	93.09	10	2017 DELL TABLET KEYB AMAZON CAP 16MGK9JYFGPR	Office Supplies / Equipment
2	935.1	\$	53.90	10	2017 DELL TABLET KEYB AMAZON CAP 16MGK9JYFGPR	Office Supplies / Equipment
2	935.1	\$	10.78	10	2017 DELL TABLET KEYB AMAZON CAP 1W6CDDVWF6XK	Office Supplies / Equipment
2	935.1	\$	9.31	10	2017 DELL TABLET KEYB AMAZON CAP 1W6CDDVWF6XK	Office Supplies / Equipment
2	935.1	\$	5.38	10	2017 DELL TABLET KEYB AMAZON CAP 1W6CDDVWF6XK	Office Supplies / Equipment
2	935.1	\$	12.94	5	2017 DELL TABLET SCRE FIRST NATI 04/17 NEIL	Office Supplies / Equipment
2	935.1	\$	11.17	5	2017 DELL TABLET SCRE FIRST NATI 04/17 NEIL	Office Supplies / Equipment
2	926	\$	1,891.06	4	2017 DISTRIBUTE CO CONTRIBUTIONS 401K	Employee Benefit - 401(k) Company Match
2	926	\$	2,970.98	4	2017 DISTRIBUTE NRECA PENSION PREPAY	Employee Benefit - NRECA Pension
2	935.1	\$	6.47	5	2017 DELL TABLET SCRE FIRST NATI 04/17 NEIL	Office Supplies / Equipment
2	935.1	\$	171.83	7	2017 DELL TABLET STYL IT1 SOURCE 583108-IN	Office Supplies / Equipment
2	935.1	\$	148.40	7	2017 DELL TABLET STYL IT1 SOURCE 583108-IN	Office Supplies / Equipment
2	935.1	\$	85.92	7	2017 DELL TABLET STYL IT1 SOURCE 583108-IN	Office Supplies / Equipment
2	930.4	\$	67.45	12	2017 DENNIS KEC-WICHI FIRST NATI 12/17 DENNIS	Travel
2	930.4	\$	58.26	12	2017 DENNIS KEC-WICHI FIRST NATI 12/17 DENNIS	Travel
2	930.4	\$	33.73	12	2017 DENNIS KEC-WICHI FIRST NATI 12/17 DENNIS	Travel
2	930.4	\$	46.50	12	2017 DENNIS SUNFLOWER FIRST NATI 12/17 DENNIS	Travel
2	930.4	\$	40.16	12	2017 DENNIS SUNFLOWER FIRST NATI 12/17 DENNIS	Travel
2	930.4	\$	23.25	12	2017 DENNIS SUNFLOWER FIRST NATI 12/17 DENNIS	Travel
2	921	\$	12.75	9	2017 DEPOSIT SLIPS-SNB	Banking Fees
2	921	\$	11.01	9	2017 DEPOSIT SLIPS-SNB	Banking Fees
2	921	\$	6.38	9	2017 DEPOSIT SLIPS-SNB	Banking Fees
2	921	\$	49.62	12	2017 DEPOSIT SLIPS-SNB	Banking Fees
2	921	\$	42.85	12	2017 DEPOSIT SLIPS-SNB	Banking Fees
2	921	\$	24.81	12	2017 DEPOSIT SLIPS-SNB	Banking Fees
2	935.3	\$	130.31	12	2017 DEWALT 18V BATTE FIRST NATI 11/17 GENE	Small Tools / Supplies
2	930.1	\$	84.00	11	2017 DIRECTORY-HAYS,L AT&T 110117	Advertising
2	930.4	\$	84.00	11	2017 DIRECTORY-HAYS,L AT&T 110117	Advertising
2	935.1	\$	20.38	12	2017 DISPLAY DOCK-TAB AMAZON CAP 1PC3WGX6NRR3	Office Supplies / Equipment
2	935.1	\$	17.60	12	2017 DISPLAY DOCK-TAB AMAZON CAP 1PC3WGX6NRR3	Office Supplies / Equipment
2	935.1	\$	10.19	12	2017 DISPLAY DOCK-TAB AMAZON CAP 1PC3WGX6NRR3	Office Supplies / Equipment
2	921	\$	4.73	4	2017 DISTILLED WATER- HEARTLAND 042117	Office Supplies / Equipment
2	921	\$	4.09	4	2017 DISTILLED WATER- HEARTLAND 042117	Office Supplies / Equipment
2	921	\$	2.37	4	2017 DISTILLED WATER- HEARTLAND 042117	Office Supplies / Equipment
2	921	\$	2.07	7	2017 DISTILLED WATER- HEARTLAND 070617	Office Supplies / Equipment
2	921	\$	1.79	7	2017 DISTILLED WATER- HEARTLAND 070617	Office Supplies / Equipment
2	921	\$	1.03	7	2017 DISTILLED WATER- HEARTLAND 070617	Office Supplies / Equipment
2	921	\$	0.60	9	2017 DISTILLED WATER- HEARTLAND 092617	Office Supplies / Equipment
2	921	\$	0.52	9	2017 DISTILLED WATER- HEARTLAND 092617	Office Supplies / Equipment
2	921	\$	0.29	9	2017 DISTILLED WATER- HEARTLAND 092617	Office Supplies / Equipment
2	930.42	\$	95.55	1	2017 DISTRICT 3 MTG-H KANSAS ELE 133454	Board Member KEC Meeting Per Diem & Mileage
2	930.42	\$	82.52	1	2017 DISTRICT 3 MTG-H KANSAS ELE 133454	Board Member KEC Meeting Per Diem & Mileage
2	930.42	\$	47.77	1	2017 DISTRICT 3 MTG-H KANSAS ELE 133454	Board Member KEC Meeting Per Diem & Mileage
2	930.2	\$	597.36	4	2017 DISTRIBUTE PROPERTY TAX	Property Tax
2	930.2	\$	66.73	4	2017 DISTRIBUTE INSURANCE - PROP LIAB & UMB	Insurance
2	930.4	\$	9.12	12	2017 DISTRICT 3 MTG-H KANSAS ELE 134908	Board Member KEC Meeting Per Diem & Mileage
2	930.2	\$	526.24	4	2017 DISTRIBUTE PROPERTY TAX	Property Tax
2	930.2	\$	58.79	4	2017 DISTRIBUTE INSURANCE - PROP LIAB & UMB	Insurance
2	930.4	\$	7.87	12	2017 DISTRICT 3 MTG-H KANSAS ELE 134908	Board Member KEC Meeting Per Diem & Mileage
2	930.2	\$	298.68	4	2017 DISTRIBUTE PROPERTY TAX	Property Tax
2	930.2	\$	33.37	4	2017 DISTRIBUTE INSURANCE - PROP LIAB & UMB	Insurance
2	930.4	\$	109.90	4	2017 DISTRIBUTE VACATION	Employee Benefit - Vacation
2	930.4	\$	130.81	4	2017 DISTRIBUTE SAFETY	Safety
2	930.4	\$	4.56	12	2017 DISTRICT 3 MTG-H KANSAS ELE 134908	Board Member KEC Meeting Per Diem & Mileage
2	930.42	\$	82.06	12	2017 DISTRICT 3 MTG-H KANSAS ELE 134908	Board Member KEC Meeting Per Diem & Mileage
2	930.42	\$	70.87	12	2017 DISTRICT 3 MTG-H KANSAS ELE 134908	Board Member KEC Meeting Per Diem & Mileage
2	930.42	\$	41.02	12	2017 DISTRICT 3 MTG-H KANSAS ELE 134908	Board Member KEC Meeting Per Diem & Mileage
2	935.1	\$	1.20	7	2017 DOCK CABLE AMAZON CAP 014K4WY49J2L	Office Supplies / Equipment
2	935.1	\$	1.03	7	2017 DOCK CABLE AMAZON CAP 014K4WY49J2L	Office Supplies / Equipment
2	935.1	\$	0.60	7	2017 DOCK CABLE AMAZON CAP 014K4WY49J2L	Office Supplies / Equipment
2	935.1	\$	84.13	2	2017 DOCKS FOR TABLET FIRST NATI 01/17 NEIL	Office Supplies / Equipment
2	935.1	\$	72.66	2	2017 DOCKS FOR TABLET FIRST NATI 01/17 NEIL	Office Supplies / Equipment
2	930.4	\$	10.78	4	2017 TRANSPORTATION CLEARING 184.300	Travel
2	930.4	\$	14.09	4	2017 DISTRIBUTE INSURANCE - DOM	Insurance - DOM
2	930.4	\$	25.11	4	2017 DISTRIBUTE WC INSURANCE	Employee Benefit - Work Comp Insurance
2	935.1	\$	42.06	2	2017 DOCKS FOR TABLET FIRST NATI 01/17 NEIL	Office Supplies / Equipment
2	930.4	\$	97.60	4	2017 DISTRIBUTE VACATION	Employee Benefit - Vacation
2	930.4	\$	123.70	4	2017 DISTRIBUTE SAFETY	Safety
2	930.4	\$	26.22	6	2017 DOE ENERGY SECTO FIRST NATI 05/17 CRAIG	Training / Education

2	930.4	\$	22.64	6	2017 DOE ENERGY SECTO FIRST NATI 05/17 CRAIG	Training / Education
2	930.4	\$	13.11	6	2017 DOE ENERGY SECTO FIRST NATI 05/17 CRAIG	Training / Education
2	930.2	\$	11.00	7	2017 DON SCHULTZ MEMO GRAINFIELD 7102017	Excludable Misc General Expenses
2	930.2	\$	9.50	7	2017 DON SCHULTZ MEMO GRAINFIELD 7102017	Excludable Misc General Expenses
2	930.2	\$	5.50	7	2017 DON SCHULTZ MEMO GRAINFIELD 7102017	Excludable Misc General Expenses
2	930.1	\$	110.00	2	2017 DONATION HEARTLAND 022717	Donation / Sponsorship
2	930.1	\$	95.00	2	2017 DONATION HEARTLAND 022717	Donation / Sponsorship
2	930.1	\$	55.00	2	2017 DONATION HEARTLAND 022717	Donation / Sponsorship
2	930.4	\$	9.32	4	2017 TRANSPORTATION CLEARING 184.300	Travel
2	930.4	\$	12.41	4	2017 DISTRIBUTE INSURANCE - DOM	Insurance - DOM
2	930.4	\$	22.30	4	2017 DISTRIBUTE WC INSURANCE	Employee Benefit - Work Comp Insurance
2	930.1	\$	100.00	1	2017 DONATION LORRAINE D 013117	Donation / Sponsorship
2	930.4	\$	66.81	4	2017 DISTRIBUTE VACATION	Employee Benefit - Vacation
2	930.4	\$	89.34	4	2017 DISTRIBUTE SAFETY	Safety
2	930.1	\$	100.00	11	2017 DONATION SMOKY HILL 110617	Donation / Sponsorship
2	930.1	\$	150.00	10	2017 DONATION: 4-H AC BARTON COU 101917	Donation / Sponsorship
2	930.1	\$	150.00	2	2017 DONATION: AFTER PLAINVILLE 011317	Donation / Sponsorship
2	930.1	\$	150.00	12	2017 DONATION: AFTER- LINCOLN HI 122917	Donation / Sponsorship
2	930.1	\$	150.00	10	2017 DONATION: BEARCA ELLSWORTH 100217	Donation / Sponsorship
2	930.1	\$	100.00	6	2017 DONATION: ELLSWO 150TH CELE 062817	Donation / Sponsorship
2	930.1	\$	33.00	6	2017 DONATION: FUN NI ELLSWORTH 062017	Donation / Sponsorship
2	930.1	\$	28.50	6	2017 DONATION: FUN NI ELLSWORTH 062017	Donation / Sponsorship
2	930.1	\$	16.50	6	2017 DONATION: FUN NI ELLSWORTH 062017	Donation / Sponsorship
2	930.4	\$	5.39	4	2017 TRANSPORTATION CLEARING 184.300	Travel
2	930.4	\$	7.04	4	2017 DISTRIBUTE INSURANCE - DOM	Insurance - DOM
2	930.4	\$	15.27	4	2017 DISTRIBUTE WC INSURANCE	Employee Benefit - Work Comp Insurance
2	930.1	\$	400.00	6	2017 DONATION: PARADI PLAINVILLE 060617	Donation / Sponsorship
2	930.1	\$	150.00	1	2017 DONATION: PROJEC PALCO HIGH 010917	Donation / Sponsorship
2	930.1	\$	150.00	10	2017 DONATION: PROJEC PALCO HIGH 100217	Donation / Sponsorship
2	930.1	\$	150.00	10	2017 DONATION: PROM LACROSSE H 100117	Donation / Sponsorship
2	930.1	\$	150.00	12	2017 DONATION: SADD P OTIS-BISON 111017	Donation / Sponsorship
2	930.1	\$	150.00	10	2017 DONATION: STUDEN PLAINVILLE 100517	Donation / Sponsorship
2	930.1	\$	150.00	4	2017 DONATION: YEARBO LINCOLN HI 041017	Donation / Sponsorship
2	935.3	\$	23.30	7	2017 DRAW HANDY BOX,C CARMICHEAL A118056	Small Tools / Supplies
2	935.3	\$	9.72	4	2017 DRILL BIT FIRST NATI 03/17 #102	Small Tools / Supplies
2	935.3	\$	2.45	3	2017 DRILL BIT HOME LUMBE 29634	Small Tools / Supplies
2	935.3	\$	43.29	4	2017 DRILL BIT & SCRE FIRST NATI 03/17 #103	Small Tools / Supplies
2	935.3	\$	88.19	6	2017 DRILL BITS CATES ROBE 127509	Small Tools / Supplies
2	935.3	\$	8.70	3	2017 DRY NAIL CARMICHEAL B87552	Small Tools / Supplies
2	935.3	\$	40.19	2	2017 DUCT TAPE,RUBBER FIRST NATI 01/17 #102	Small Tools / Supplies
2	925	\$	15.16	8	2017 DUST MASK CATES ROBE 132126	Small Tools / Supplies
2	926	\$	46.33	5	2017 DUSTIN COMPANY T JF BEAVER 77953	Employee Benefit - Tool Account
2	926	\$	144.00	11	2017 DUSTIN DOT PHYSI ECMC RURAL 042717	Employee Benefit - DOT Physical
2	921	\$	18.71	7	2017 EASEL,DRY ERASE TRI-CENTRA B358098	Office Supplies / Equipment
2	921	\$	16.16	7	2017 EASEL,DRY ERASE TRI-CENTRA B358098	Office Supplies / Equipment
2	921	\$	9.35	7	2017 EASEL,DRY ERASE TRI-CENTRA B358098	Office Supplies / Equipment
2	930.1	\$	24.95	5	2017 EASTER SERVICES ELLSWORTH 04302017	Advertising
2	935.1	\$	66.00	6	2017 EASY RE TECH SOF FIRST NATI 05/17 CRAIG	Software
2	935.1	\$	57.00	6	2017 EASY RE TECH SOF FIRST NATI 05/17 CRAIG	Software
2	935.1	\$	32.99	6	2017 EASY RE TECH SOF FIRST NATI 05/17 CRAIG	Software
2	921	\$	179.85	3	2017 EBIZ APRIL 2017 DAFFRON & 99918	Banking Fees
2	921	\$	155.33	3	2017 EBIZ APRIL 2017 DAFFRON & 99918	Banking Fees
2	921	\$	89.92	3	2017 EBIZ APRIL 2017 DAFFRON & 99918	Banking Fees
2	921	\$	179.85	7	2017 EBIZ AUG 2017 DAFFRON & 1620	Banking Fees
2	921	\$	155.33	7	2017 EBIZ AUG 2017 DAFFRON & 1620	Banking Fees
2	921	\$	89.92	7	2017 EBIZ AUG 2017 DAFFRON & 1620	Banking Fees
2	921	\$	179.85	11	2017 EBIZ DEC 2017 DAFFRON & 2307	Banking Fees
2	921	\$	179.85	11	2017 EBIZ DEC 2017 DAFFRON & 2307	Banking Fees
2	921	\$	155.33	11	2017 EBIZ DEC 2017 DAFFRON & 2307	Banking Fees
2	921	\$	155.33	11	2017 EBIZ DEC 2017 DAFFRON & 2307	Banking Fees
2	921	\$	89.92	11	2017 EBIZ DEC 2017 DAFFRON & 2307	Banking Fees
2	921	\$	89.92	11	2017 EBIZ DEC 2017 DAFFRON & 2307	Banking Fees
2	921	\$	179.85	1	2017 EBIZ FEBRUARY 20 DAFFRON & 99573	Banking Fees
2	921	\$	155.33	1	2017 EBIZ FEBRUARY 20 DAFFRON & 99573	Banking Fees
2	921	\$	89.92	1	2017 EBIZ FEBRUARY 20 DAFFRON & 99573	Banking Fees
2	921	\$	179.85	12	2017 EBIZ JAN 2018 DAFFRON & 2478	Banking Fees
2	921	\$	155.33	12	2017 EBIZ JAN 2018 DAFFRON & 2478	Banking Fees
2	921	\$	89.92	12	2017 EBIZ JAN 2018 DAFFRON & 2478	Banking Fees
2	921	\$	179.85	6	2017 EBIZ JULY 2017 DAFFRON & 1446	Banking Fees
2	921	\$	155.33	6	2017 EBIZ JULY 2017 DAFFRON & 1446	Banking Fees
2	921	\$	89.92	6	2017 EBIZ JULY 2017 DAFFRON & 1446	Banking Fees
2	921	\$	179.85	5	2017 EBIZ JUNE 2017 DAFFRON & 1243	Banking Fees
2	921	\$	155.33	5	2017 EBIZ JUNE 2017 DAFFRON & 1243	Banking Fees
2	921	\$	89.92	5	2017 EBIZ JUNE 2017 DAFFRON & 1243	Banking Fees
2	921	\$	179.85	2	2017 EBIZ MARCH 2017 DAFFRON & 99722	Banking Fees
2	921	\$	155.33	2	2017 EBIZ MARCH 2017 DAFFRON & 99722	Banking Fees
2	921	\$	89.92	2	2017 EBIZ MARCH 2017 DAFFRON & 99722	Banking Fees
2	921	\$	179.85	4	2017 EBIZ MAY 2017 SE DAFFRON & 1080	Banking Fees
2	921	\$	155.33	4	2017 EBIZ MAY 2017 SE DAFFRON & 1080	Banking Fees
2	921	\$	89.92	4	2017 EBIZ MAY 2017 SE DAFFRON & 1080	Banking Fees
2	921	\$	179.85	10	2017 EBIZ NOV 2017 DAFFRON & 2131	Banking Fees
2	921	\$	155.33	10	2017 EBIZ NOV 2017 DAFFRON & 2131	Banking Fees
2	921	\$	89.92	10	2017 EBIZ NOV 2017 DAFFRON & 2131	Banking Fees
2	921	\$	179.85	9	2017 EBIZ OCT 2017 DAFFRON & 1961	Banking Fees
2	930.5	\$	126.79	4	2017 DISTRIBUTE INSURANCE - DOM	Insurance - DOM
2	921	\$	155.33	9	2017 EBIZ OCT 2017 DAFFRON & 1961	Banking Fees
2	921	\$	89.92	9	2017 EBIZ OCT 2017 DAFFRON & 1961	Banking Fees

2	921	\$	179.85	8	2017 EBIZ SEPT 2017 DAFFRON & 1763	Banking Fees
2	921	\$	155.33	8	2017 EBIZ SEPT 2017 DAFFRON & 1763	Banking Fees
2	921	\$	89.92	8	2017 EBIZ SEPT 2017 DAFFRON & 1763	Banking Fees
2	930.1	\$	11.00	6	2017 ECONOMIC DEV ROU ROOKS COUN 061217	Donation / Sponsorship
2	930.1	\$	9.50	6	2017 ECONOMIC DEV ROU ROOKS COUN 061217	Donation / Sponsorship
2	930.1	\$	5.50	6	2017 ECONOMIC DEV ROU ROOKS COUN 061217	Donation / Sponsorship
2	925	\$	10.85	12	2017 EL QUARTLY FACIL FIRST NATI 12/17 NATE	Travel
2	935	\$	37.13	10	2017 ELEC FENCE POSTS FIRST NATI 09/17 #202	Small Tools / Supplies
2	935	\$	(37.13)	10	2017 ELEC FENCE POSTS FIRST NATI 09/17 #202	Small Tools / Supplies
2	935.3	\$	37.13	10	2017 ELEC FENCE POSTS FIRST NATI 09/17 #202	Small Tools / Supplies
2	921	\$	8.86	1	2017 ELECTRIC BILLS	Utilities / Telephone
2	921	\$	8.20	1	2017 ELECTRIC BILLS	Utilities / Telephone
2	921	\$	6.94	1	2017 ELECTRIC BILLS	Utilities / Telephone
2	929	\$	(178.56)	1	2017 ELECTRIC BILLS	Utilities / Telephone
2	929	\$	(1,264.58)	1	2017 ELECTRIC BILLS	Utilities / Telephone
2	929	\$	(423.46)	1	2017 ELECTRIC BILLS	Utilities / Telephone
2	921	\$	8.01	2	2017 ELECTRIC BILLS	Utilities / Telephone
2	921	\$	6.26	2	2017 ELECTRIC BILLS	Utilities / Telephone
2	921	\$	4.80	2	2017 ELECTRIC BILLS	Utilities / Telephone
2	930.5	\$	111.69	4	2017 DISTRIBUTE INSURANCE - DOM	Insurance - DOM
2	929	\$	(161.19)	2	2017 ELECTRIC BILLS	Utilities / Telephone
2	929	\$	(883.79)	2	2017 ELECTRIC BILLS	Utilities / Telephone
2	929	\$	(304.03)	2	2017 ELECTRIC BILLS	Utilities / Telephone
2	921	\$	9.00	3	2017 ELECTRIC BILLS	Utilities / Telephone
2	921	\$	7.74	3	2017 ELECTRIC BILLS	Utilities / Telephone
2	921	\$	5.76	3	2017 ELECTRIC BILLS	Utilities / Telephone
2	929	\$	(181.16)	3	2017 ELECTRIC BILLS	Utilities / Telephone
2	929	\$	(829.16)	3	2017 ELECTRIC BILLS	Utilities / Telephone
2	929	\$	(280.54)	3	2017 ELECTRIC BILLS	Utilities / Telephone
2	921	\$	7.97	4	2017 ELECTRIC BILLS	Utilities / Telephone
2	921	\$	6.65	4	2017 ELECTRIC BILLS	Utilities / Telephone
2	921	\$	5.03	4	2017 ELECTRIC BILLS	Utilities / Telephone
2	929	\$	(160.65)	4	2017 ELECTRIC BILLS	Utilities / Telephone
2	929	\$	(670.67)	4	2017 ELECTRIC BILLS	Utilities / Telephone
2	929	\$	(250.04)	4	2017 ELECTRIC BILLS	Utilities / Telephone
2	921	\$	8.01	5	2017 ELECTRIC BILLS	Utilities / Telephone
2	921	\$	7.19	5	2017 ELECTRIC BILLS	Utilities / Telephone
2	921	\$	4.83	5	2017 ELECTRIC BILLS	Utilities / Telephone
2	929	\$	(161.27)	5	2017 ELECTRIC BILLS	Utilities / Telephone
2	929	\$	(657.70)	5	2017 ELECTRIC BILLS	Utilities / Telephone
2	929	\$	(267.40)	5	2017 ELECTRIC BILLS	Utilities / Telephone
2	930.5	\$	63.40	4	2017 DISTRIBUTE INSURANCE - DOM	Insurance - DOM
2	935	\$	55.86	4	2017 DISTRIBUTE VACATION	Employee Benefit - Vacation
2	921	\$	8.80	6	2017 ELECTRIC BILLS	Utilities / Telephone
2	921	\$	9.67	6	2017 ELECTRIC BILLS	Utilities / Telephone
2	921	\$	5.52	6	2017 ELECTRIC BILLS	Utilities / Telephone
2	929	\$	(176.94)	6	2017 ELECTRIC BILLS	Utilities / Telephone
2	929	\$	(698.93)	6	2017 ELECTRIC BILLS	Utilities / Telephone
2	935	\$	66.48	4	2017 DISTRIBUTE SAFETY	Safety
2	935	\$	12.77	4	2017 DISTRIBUTE WC INSURANCE	Employee Benefit - Work Comp Insurance
2	935	\$	11.99	4	2017 DISTRIBUTE VACATION	Employee Benefit - Vacation
2	935	\$	15.19	4	2017 DISTRIBUTE SAFETY	Safety
2	935	\$	2.74	4	2017 DISTRIBUTE WC INSURANCE	Employee Benefit - Work Comp Insurance
2	929	\$	(286.47)	6	2017 ELECTRIC BILLS	Utilities / Telephone
2	921	\$	9.59	7	2017 ELECTRIC BILLS	Utilities / Telephone
2	921	\$	11.48	7	2017 ELECTRIC BILLS	Utilities / Telephone
2	935.1	\$	110.93	4	2017 DISTRIBUTE VACATION	Employee Benefit - Vacation
2	935.1	\$	132.03	4	2017 DISTRIBUTE SAFETY	Safety
2	921	\$	5.36	7	2017 ELECTRIC BILLS	Utilities / Telephone
2	929	\$	(197.29)	7	2017 ELECTRIC BILLS	Utilities / Telephone
2	930.41	\$	(5.54)	7	2017 ANNUAL MEETING ICE CREAM	Excludable Annual Meeting Expense
2	929	\$	(877.32)	7	2017 ELECTRIC BILLS	Utilities / Telephone
2	929	\$	(324.73)	7	2017 ELECTRIC BILLS	Utilities / Telephone
2	935.1	\$	25.35	4	2017 DISTRIBUTE WC INSURANCE	Employee Benefit - Work Comp Insurance
2	935.1	\$	95.19	4	2017 DISTRIBUTE VACATION	Employee Benefit - Vacation
2	935.1	\$	120.64	4	2017 DISTRIBUTE SAFETY	Safety
2	921	\$	9.66	8	2017 ELECTRIC BILLS	Utilities / Telephone
2	921	\$	8.24	8	2017 ELECTRIC BILLS	Utilities / Telephone
2	930.41	\$	(2.77)	7	2017 ANNUAL MEETING ICE CREAM	Excludable Annual Meeting Expense
2	921	\$	6.07	8	2017 ELECTRIC BILLS	Utilities / Telephone
2	929	\$	(194.32)	8	2017 ELECTRIC BILLS	Utilities / Telephone
2	935.1	\$	21.75	4	2017 DISTRIBUTE WC INSURANCE	Employee Benefit - Work Comp Insurance
2	935.1	\$	55.23	4	2017 DISTRIBUTE VACATION	Employee Benefit - Vacation
2	929	\$	(726.30)	8	2017 ELECTRIC BILLS	Utilities / Telephone
2	935.1	\$	73.87	4	2017 DISTRIBUTE SAFETY	Safety
2	929	\$	(301.87)	8	2017 ELECTRIC BILLS	Utilities / Telephone
2	930.41	\$	(4.79)	7	2017 ANNUAL MEETING ICE CREAM	Excludable Annual Meeting Expense
2	921	\$	8.71	9	2017 ELECTRIC BILLS	Utilities / Telephone
2	921	\$	7.79	9	2017 ELECTRIC BILLS	Utilities / Telephone
2	935.1	\$	12.62	4	2017 DISTRIBUTE WC INSURANCE	Employee Benefit - Work Comp Insurance
2	921	\$	4.60	9	2017 ELECTRIC BILLS	Utilities / Telephone
2	929	\$	(175.31)	9	2017 ELECTRIC BILLS	Utilities / Telephone
2	929	\$	(676.08)	9	2017 ELECTRIC BILLS	Utilities / Telephone
2	929	\$	(269.27)	9	2017 ELECTRIC BILLS	Utilities / Telephone
2	921	\$	8.37	10	2017 ELECTRIC BILLS	Utilities / Telephone
2	921	\$	7.14	10	2017 ELECTRIC BILLS	Utilities / Telephone
2	921	\$	5.39	10	2017 ELECTRIC BILLS	Utilities / Telephone

2	929	\$	(173.89)	10	2017 ELECTRIC BILLS	Utilities / Telephone
2	929	\$	(756.17)	10	2017 ELECTRIC BILLS	Utilities / Telephone
2	929	\$	(263.78)	10	2017 ELECTRIC BILLS	Utilities / Telephone
2	921	\$	8.63	11	2017 ELECTRIC BILLS	Utilities / Telephone
2	921	\$	7.98	11	2017 ELECTRIC BILLS	Utilities / Telephone
2	935.3	\$	19.08	4	2017 DISTRIBUTE VACATION	Employee Benefit - Vacation
2	921	\$	5.40	11	2017 ELECTRIC BILLS	Utilities / Telephone
2	929	\$	(226.25)	11	2017 ELECTRIC BILLS	Utilities / Telephone
2	929	\$	(866.53)	11	2017 ELECTRIC BILLS	Utilities / Telephone
2	929	\$	(291.07)	11	2017 ELECTRIC BILLS	Utilities / Telephone
2	921	\$	9.19	12	2017 ELECTRIC BILLS	Utilities / Telephone
2	921	\$	7.11	12	2017 ELECTRIC BILLS	Utilities / Telephone
2	921	\$	6.36	12	2017 ELECTRIC BILLS	Utilities / Telephone
2	929	\$	(298.81)	12	2017 ELECTRIC BILLS	Utilities / Telephone
2	929	\$	(1,446.22)	12	2017 ELECTRIC BILLS	Utilities / Telephone
2	929	\$	(401.22)	12	2017 ELECTRIC BILLS	Utilities / Telephone
2	935.3	\$	12.16	9	2017 ELECTRICAL SUPP CARMICHEAL A125613	Small Tools / Supplies
2	935	\$	643.45	5	2017 ELLSWORTH - CLEA HERTEL TAN 201704207	Small Tools / Supplies
2	921	\$	8.40	7	2017 ELLSWORTH - EVAN KANSAS GAS 072117E	Utilities / Telephone
2	935.3	\$	22.72	4	2017 DISTRIBUTE SAFETY	Safety
2	935.3	\$	33.11	4	2017 TRANSPORTATION CLEARING 184.200	Travel
2	935.3	\$	4.36	4	2017 DISTRIBUTE WC INSURANCE	Employee Benefit - Work Comp Insurance
2	921	\$	8.40	7	2017 ELLSWORTH - FIRS KANSAS GAS 072117F	Utilities / Telephone
2	935.3	\$	11.32	4	2017 DISTRIBUTE VACATION	Employee Benefit - Vacation
2	925	\$	391.50	10	2017 ELLSWORTH ANNUAL PROFESSION 41747	Safety
2	921	\$	120.32	1	2017 ELLSWORTH CELL P NEX-TECH W 4917374	Utilities / Telephone
2	921	\$	120.72	2	2017 ELLSWORTH CELL P NEX-TECH W 4982370	Utilities / Telephone
2	921	\$	48.38	3	2017 ELLSWORTH CELL P NEX-TECH W 5040364	Utilities / Telephone
2	935.3	\$	14.34	4	2017 DISTRIBUTE SAFETY	Safety
2	935.3	\$	2.59	4	2017 DISTRIBUTE WC INSURANCE	Employee Benefit - Work Comp Insurance
2	935.3	\$	104.13	4	2017 DISTRIBUTE VACATION	Employee Benefit - Vacation
2	921	\$	409.24	4	2017 ELLSWORTH CELL P NEX-TECH W 5126365	Utilities / Telephone
2	921	\$	154.14	5	2017 ELLSWORTH CELL P NEX-TECH W 5200365	Utilities / Telephone
2	921	\$	155.84	6	2017 ELLSWORTH CELL P NEX-TECH W 5287362	Utilities / Telephone
2	935.3	\$	139.26	4	2017 DISTRIBUTE SAFETY	Safety
2	935.3	\$	23.80	4	2017 DISTRIBUTE WC INSURANCE	Employee Benefit - Work Comp Insurance
2	920	\$	290.56	5	2017 DISTRIBUTE VACATION	Employee Benefit - Vacation
2	920	\$	569.23	5	2017 DISTRIBUTE SAFETY	Safety
2	920	\$	5.13	5	2017 TRANSPORTATION CLEARING 184.300	Travel
2	920	\$	113.06	5	2017 DISTRIBUTE WC INSURANCE	Employee Benefit - Work Comp Insurance
2	920	\$	240.44	5	2017 DISTRIBUTE VACATION	Employee Benefit - Vacation
2	920	\$	405.96	5	2017 DISTRIBUTE SAFETY	Safety
2	920	\$	4.43	5	2017 TRANSPORTATION CLEARING 184.300	Travel
2	920	\$	93.56	5	2017 DISTRIBUTE WC INSURANCE	Employee Benefit - Work Comp Insurance
2	920	\$	139.40	5	2017 DISTRIBUTE VACATION	Employee Benefit - Vacation
2	920	\$	220.41	5	2017 DISTRIBUTE SAFETY	Safety
2	920	\$	2.57	5	2017 TRANSPORTATION CLEARING 184.300	Travel
2	920	\$	54.24	5	2017 DISTRIBUTE WC INSURANCE	Employee Benefit - Work Comp Insurance
2	921	\$	(155.84)	6	2017 ELLSWORTH CELL P NEX-TECH W 5287362	Utilities / Telephone
2	921	\$	108.20	6	2017 ELLSWORTH CELL P NEX-TECH W 5287362	Utilities / Telephone
2	921	\$	130.92	7	2017 ELLSWORTH CELL P NEX-TECH W 5364362	Utilities / Telephone
2	921	\$	150.56	8	2017 ELLSWORTH CELL P NEX-TECH W 5440358	Utilities / Telephone
2	921	\$	326.53	1	2017 ELLSWORTH CELL P VERIZON WI 9777798771	Utilities / Telephone
2	921	\$	367.70	2	2017 ELLSWORTH CELL P VERIZON WI 9779468294	Utilities / Telephone
2	921	\$	326.28	3	2017 ELLSWORTH CELL P VERIZON WI 9781144630	Utilities / Telephone
2	921	\$	368.55	4	2017 ELLSWORTH CELL P VERIZON WI 97812952379	Utilities / Telephone
2	921	\$	327.34	5	2017 ELLSWORTH CELL P VERIZON WI 9784766529	Utilities / Telephone
2	921	\$	327.34	6	2017 ELLSWORTH CELL P VERIZON WI 9786587647	Utilities / Telephone
2	921	\$	(327.34)	6	2017 ELLSWORTH CELL P VERIZON WI 9786587647	Utilities / Telephone
2	921	\$	62.82	6	2017 ELLSWORTH CELL P VERIZON WI 9786587647	Utilities / Telephone
2	921	\$	62.82	7	2017 ELLSWORTH CELL P VERIZON WI 9788320620	Utilities / Telephone
2	926	\$	6.53	12	2017 ELLSWORTH CHRIST FIRST NATI 12/17 DENNIS	Excludable Employee Benefits
2	921	\$	43.39	1	2017 ELLSWORTH COFFEE PRAIRIE FI 3513363003	Excludable Employee Benefits
2	930.1	\$	124.00	5	2017 ELLSWORTH COUNTY ELLSWORTH 051517	Donation / Sponsorship
2	930.1	\$	500.00	8	2017 ELLSWORTH COW TO MALSAM STA 08142017	Donation / Sponsorship
2	930.4	\$	59.43	12	2017 ELLSWORTH CREW L FIRST NATI 11/17 RON	Excludable Employee Benefits
2	925	\$	72.79	1	2017 ELLSWORTH FR CLO UNIFIRST C 2460266459	Safety
2	925	\$	72.79	1	2017 ELLSWORTH FR CLO UNIFIRST C 2460267112	Safety
2	925	\$	72.79	1	2017 ELLSWORTH FR CLO UNIFIRST C 2460267765	Safety
2	925	\$	72.79	1	2017 ELLSWORTH FR CLO UNIFIRST C 2460268421	Safety
2	925	\$	85.39	2	2017 ELLSWORTH FR CLO UNIFIRST C 2460269073	Safety
2	935.1	\$	59.81	5	2017 ELLSWORTH GARAGE C & E DOOR 134168872	Building Maintenance
2	921	\$	79.76	1	2017 ELLSWORTH GAS-EV KANSAS GAS 011917E	Utilities / Telephone
2	921	\$	59.74	2	2017 ELLSWORTH GAS-EV KANSAS GAS 021617E	Utilities / Telephone
2	921	\$	(14.85)	5	2017 RETURN EFT/BANK CHARGE	Banking Fees
2	921	\$	36.29	3	2017 ELLSWORTH GAS-EV KANSAS GAS 032017E	Utilities / Telephone
2	921	\$	21.97	4	2017 ELLSWORTH GAS-EV KANSAS GAS 041817E	Utilities / Telephone
2	921	\$	20.49	5	2017 ELLSWORTH GAS-EV KANSAS GAS 051617E	Utilities / Telephone
2	921	\$	11.33	6	2017 ELLSWORTH GAS-EV KANSAS GAS 061517E	Utilities / Telephone
2	921	\$	8.41	8	2017 ELLSWORTH GAS-EV KANSAS GAS 081617E	Utilities / Telephone
2	921	\$	8.41	9	2017 ELLSWORTH GAS-EV KANSAS GAS 091417E	Utilities / Telephone
2	921	\$	8.41	10	2017 ELLSWORTH GAS-EV KANSAS GAS 101617E	Utilities / Telephone
2	921	\$	33.93	11	2017 ELLSWORTH GAS-EV KANSAS GAS 111517E	Utilities / Telephone
2	921	\$	79.20	1	2017 COBANK LTD & FEES PAYMENT	Banking Fees
2	921	\$	68.40	1	2017 COBANK LTD & FEES PAYMENT	Banking Fees
2	921	\$	39.60	1	2017 COBANK LTD & FEES PAYMENT	Banking Fees
2	921	\$	1,180.68	5	2017 DISTRIBUTE PREPAID MAINTENANCE	Software

2	921	\$	105.18	5	2017 DISTRIBUTE PREPAID OFFICE SUPPLIES	Software
2	921	\$	642.07	5	2017 DISTRIBUTE PREPAID ST MAINTENANCE	Software
2	921	\$	53.38	12	2017 ELLSWORTH GAS-EV KANSAS GAS 121817E	Utilities / Telephone
2	921	\$	9.65	1	2017 ELLSWORTH GAS-FI KANSAS GAS 011917F	Utilities / Telephone
2	921	\$	8.18	2	2017 ELLSWORTH GAS-FI KANSAS GAS 021617F	Utilities / Telephone
2	921	\$	8.18	3	2017 ELLSWORTH GAS-FI KANSAS GAS 032017	Utilities / Telephone
2	921	\$	(8.18)	3	2017 ELLSWORTH GAS-FI KANSAS GAS 032017	Utilities / Telephone
2	921	\$	8.18	3	2017 ELLSWORTH GAS-FI KANSAS GAS 032017F	Utilities / Telephone
2	921	\$	8.18	4	2017 ELLSWORTH GAS-FI KANSAS GAS 041817F	Utilities / Telephone
2	921	\$	8.18	5	2017 ELLSWORTH GAS-FI KANSAS GAS 051617F	Utilities / Telephone
2	921	\$	8.18	6	2017 ELLSWORTH GAS-FI KANSAS GAS 061517F	Utilities / Telephone
2	921	\$	8.18	8	2017 ELLSWORTH GAS-FI KANSAS GAS 081617F	Utilities / Telephone
2	925	\$	62.86	8	2017 ELLSWORTH INSPEC BUDIG NATE 081017	Safety
2	921	\$	88.46	10	2017 ELLSWORTH PHONE EAGLE COMM 415-558778	Utilities / Telephone
2	935.1	\$	65.80	6	2017 ELLSWORTH PHONE MALSAM NEI 062217	Utilities / Telephone
2	921	\$	107.98	1	2017 ELLSWORTH PHONE NEX-TECH 3597-010117	Utilities / Telephone
2	921	\$	103.80	2	2017 ELLSWORTH PHONE NEX-TECH, 3597-020117	Utilities / Telephone
2	921	\$	105.20	3	2017 ELLSWORTH PHONE NEX-TECH, 3597-030117	Utilities / Telephone
2	921	\$	102.88	4	2017 ELLSWORTH PHONE NEX-TECH, 3597-040117	Utilities / Telephone
2	921	\$	111.68	5	2017 ELLSWORTH PHONE NEX-TECH, 3597-050117	Utilities / Telephone
2	921	\$	106.12	6	2017 ELLSWORTH PHONE NEX-TECH, 3597-060117	Utilities / Telephone
2	921	\$	107.51	7	2017 ELLSWORTH PHONE NEX-TECH, 3597-070117	Utilities / Telephone
2	921	\$	104.27	8	2017 ELLSWORTH PHONE NEX-TECH, 3597-080117	Utilities / Telephone
2	921	\$	104.27	9	2017 ELLSWORTH PHONE NEX-TECH, 3597-090117	Utilities / Telephone
2	925	\$	109.68	6	2017 ELLSWORTH SAFETY BUDIG NATE 062117	Safety
2	925	\$	62.86	9	2017 ELLSWORTH SAFETY BUDIG NATE 092917	Safety
2	925	\$	70.00	4	2017 ELLSWORTH SAFETY FIRST NATI 03/17 NATE	Safety
2	925	\$	76.01	8	2017 ELLSWORTH SAFETY FIRST NATI 07/17 NATE	Safety
2	925	\$	21.00	11	2017 ELLSWORTH SAFETY FIRST NATI 10/17 NATE	Safety
2	925	\$	10.15	12	2017 ELLSWORTH SAFETY FIRST NATI 11/17 NATE	Safety
2	926	\$	61.04	4	2017 EMPLOYEE BREAKFA RODS AND R 35	Excludable Employee Benefits
2	926	\$	60.20	4	2017 EMPLOYEE BREAKFA RODS AND R 36	Excludable Employee Benefits
2	926	\$	60.90	4	2017 EMPLOYEE BREAKFA RODS AND R 37	Excludable Employee Benefits
2	926	\$	70.00	6	2017 EMPLOYMENT TESTI TMHC SERVI 230329	Employee Benefit - Pre-Employment Physical
2	926	\$	77.50	6	2017 EMPLOYMENT TESTI TMHC SERVI 230329	Employee Benefit - Pre-Employment Physical
2	930.1	\$	55.95	2	2017 ENERGY EFFICIENC ELLSWORTH 011217	Advertising
2	921	\$	79.20	2	2017 COBANK LTD & FEES PAYMENT	Banking Fees
2	921	\$	68.40	2	2017 COBANK LTD & FEES PAYMENT	Banking Fees
2	921	\$	39.60	2	2017 COBANK LTD & FEES PAYMENT	Banking Fees
2	921	\$	1,040.12	5	2017 DISTRIBUTE PREPAID MAINTENANCE	Software
2	921	\$	92.66	5	2017 DISTRIBUTE PREPAID OFFICE SUPPLIES	Software
2	921	\$	565.64	5	2017 DISTRIBUTE PREPAID ST MAINTENANCE	Software
2	930.4	\$	260.87	5	2017 ENERGY SECTOR SE FIRST NATI 04/17 CRAIG	Training / Education
2	930.4	\$	225.30	5	2017 ENERGY SECTOR SE FIRST NATI 04/17 CRAIG	Training / Education
2	930.4	\$	130.43	5	2017 ENERGY SECTOR SE FIRST NATI 04/17 CRAIG	Training / Education
2	921	\$	7.06	9	2017 ENVELOPES WESTERN KA 54756	Office Supplies / Equipment
2	921	\$	6.10	9	2017 ENVELOPES WESTERN KA 54756	Office Supplies / Equipment
2	921	\$	3.53	9	2017 ENVELOPES WESTERN KA 54756	Office Supplies / Equipment
2	921	\$	172.81	5	2017 ENVELOPES,TRANS/ WESTERN KA 54205	Office Supplies / Equipment
2	921	\$	149.24	5	2017 ENVELOPES,TRANS/ WESTERN KA 54205	Office Supplies / Equipment
2	921	\$	86.40	5	2017 ENVELOPES,TRANS/ WESTERN KA 54205	Office Supplies / Equipment
2	925	\$	653.01	1	2017 EOY RUBBER GOODS PROTECTIVE 56175	Safety
2	925	\$	3,688.22	2	2017 EOY RUBBER GOODS PROTECTIVE 56176	Safety
2	921	\$	71.94	6	2017 EPRINT APR 2017 DAFFRON & 1347	Software
2	921	\$	62.13	6	2017 EPRINT APR 2017 DAFFRON & 1347	Software
2	921	\$	35.97	6	2017 EPRINT APR 2017 DAFFRON & 1347	Software
2	921	\$	71.94	10	2017 EPRINT AUG 2017 DAFFRON & 2058	Software
2	921	\$	62.13	10	2017 EPRINT AUG 2017 DAFFRON & 2058	Software
2	921	\$	35.97	10	2017 EPRINT AUG 2017 DAFFRON & 2058	Software
2	921	\$	154.00	4	2017 EPRINT CUSTOM FO DAFFRON & 1120	Software
2	921	\$	133.00	4	2017 EPRINT CUSTOM FO DAFFRON & 1120	Software
2	921	\$	77.00	4	2017 EPRINT CUSTOM FO DAFFRON & 1120	Software
2	921	\$	5.94	4	2017 EPRINT FEB 2017 DAFFRON & 1153	Software
2	921	\$	5.13	4	2017 EPRINT FEB 2017 DAFFRON & 1153	Software
2	921	\$	2.97	4	2017 EPRINT FEB 2017 DAFFRON & 1153	Software
2	921	\$	66.00	4	2017 EPRINT FEB 2017 DAFFRON & 99991	Software
2	921	\$	57.00	4	2017 EPRINT FEB 2017 DAFFRON & 99991	Software
2	921	\$	33.00	4	2017 EPRINT FEB 2017 DAFFRON & 99991	Software
2	921	\$	71.94	2	2017 EPRINT JAN 2017 DAFFRON & 99813	Software
2	921	\$	62.13	2	2017 EPRINT JAN 2017 DAFFRON & 99813	Software
2	921	\$	35.97	2	2017 EPRINT JAN 2017 DAFFRON & 99813	Software
2	921	\$	71.94	9	2017 EPRINT JULY 2017 DAFFRON & 1868	Software
2	921	\$	62.13	9	2017 EPRINT JULY 2017 DAFFRON & 1868	Software
2	921	\$	35.97	9	2017 EPRINT JULY 2017 DAFFRON & 1868	Software
2	921	\$	79.20	3	2017 COBANK LTD & FEES PAYMENT	Banking Fees
2	921	\$	68.40	3	2017 COBANK LTD & FEES PAYMENT	Banking Fees
2	921	\$	39.60	3	2017 COBANK LTD & FEES PAYMENT	Banking Fees
2	921	\$	590.34	5	2017 DISTRIBUTE PREPAID MAINTENANCE	Software
2	921	\$	52.59	5	2017 DISTRIBUTE PREPAID OFFICE SUPPLIES	Software
2	921	\$	321.04	5	2017 DISTRIBUTE PREPAID ST MAINTENANCE	Software
2	921	\$	71.94	8	2017 EPRINT JUNE 2017 DAFFRON & 1683	Software
2	921	\$	62.13	8	2017 EPRINT JUNE 2017 DAFFRON & 1683	Software
2	921	\$	35.97	8	2017 EPRINT JUNE 2017 DAFFRON & 1683	Software
2	921	\$	71.94	4	2017 EPRINT MAR 2017 DAFFRON & 1152	Software
2	921	\$	62.13	4	2017 EPRINT MAR 2017 DAFFRON & 1152	Software
2	921	\$	35.97	4	2017 EPRINT MAR 2017 DAFFRON & 1152	Software
2	921	\$	71.94	7	2017 EPRINT MAY 2017 DAFFRON & 1524	Software

2	921	\$	62.13	7	2017 EPRINT MAY 2017 DAFFRON & 1524	Software
2	921	\$	35.97	7	2017 EPRINT MAY 2017 DAFFRON & 1524	Software
2	921	\$	71.94	12	2017 EPRINT NOV 2017 DAFFRON & 2566	Software
2	921	\$	62.13	12	2017 EPRINT NOV 2017 DAFFRON & 2566	Software
2	921	\$	35.97	12	2017 EPRINT NOV 2017 DAFFRON & 2566	Software
2	925	\$	(1,875.74)	5	2017 DISTRIBUTE SAFETY	Safety
2	921	\$	66.00	12	2017 EPRINT OCT 2017 DAFFRON & 2421	Software
2	921	\$	57.00	12	2017 EPRINT OCT 2017 DAFFRON & 2421	Software
2	921	\$	33.00	12	2017 EPRINT OCT 2017 DAFFRON & 2421	Software
2	921	\$	71.94	11	2017 EPRINT SEP 2017 DAFFRON & 2210	Software
2	921	\$	71.94	11	2017 EPRINT SEP 2017 DAFFRON & 2210	Software
2	921	\$	62.13	11	2017 EPRINT SEP 2017 DAFFRON & 2210	Software
2	921	\$	62.13	11	2017 EPRINT SEP 2017 DAFFRON & 2210	Software
2	925	\$	(1,256.27)	5	2017 DISTRIBUTE SAFETY	Safety
2	921	\$	35.97	11	2017 EPRINT SEP 2017 DAFFRON & 2210	Software
2	925	\$	(700.06)	5	2017 DISTRIBUTE SAFETY	Safety
2	925	\$	(121.39)	5	2017 DISTRIBUTE SAFETY	Safety
2	925	\$	203.57	5	2017 TRANSPORTATION CLEARING 184.100	Travel
2	925	\$	(757.62)	5	2017 DISTRIBUTE SAFETY	Safety
2	921	\$	35.97	11	2017 EPRINT SEP 2017 DAFFRON & 2210	Software
2	935.2	\$	13.54	5	2017 EQUIPMENT RMA SH UPS RE6850167	Mailing Expenses
2	935.2	\$	11.69	5	2017 EQUIPMENT RMA SH UPS RE6850167	Mailing Expenses
2	935.2	\$	6.77	5	2017 EQUIPMENT RMA SH UPS RE6850167	Mailing Expenses
2	921	\$	17.16	8	2017 ERASER REFILLLS, TRI-CENTRA B358932	Office Supplies / Equipment
2	921	\$	14.82	8	2017 ERASER REFILLLS, TRI-CENTRA B358932	Office Supplies / Equipment
2	921	\$	8.59	8	2017 ERASER REFILLLS, TRI-CENTRA B358932	Office Supplies / Equipment
2	930.2	\$	11.00	3	2017 ESTHER S WEINHOL EXCELSIOR 030517	Excludable Misc General Expenses
2	930.2	\$	9.50	3	2017 ESTHER S WEINHOL EXCELSIOR 030517	Excludable Misc General Expenses
2	930.2	\$	5.50	3	2017 ESTHER S WEINHOL EXCELSIOR 030517	Excludable Misc General Expenses
2	935.3	\$	21.50	2	2017 ETHANOL SHIELD TRUE VALUE B90605	Small Tools / Supplies
2	935.1	\$	15.40	8	2017 EVERNOTE ANNUAL FIRST NATI 07/17 CRAIG	Software
2	925	\$	(1,632.31)	5	2017 DISTRIBUTE SAFETY	Safety
2	935.1	\$	13.30	8	2017 EVERNOTE ANNUAL FIRST NATI 07/17 CRAIG	Software
2	925	\$	(604.60)	5	2017 DISTRIBUTE SAFETY	Safety
2	925	\$	(1,430.45)	5	2017 DISTRIBUTE SAFETY	Safety
2	935.1	\$	7.69	8	2017 EVERNOTE ANNUAL FIRST NATI 07/17 CRAIG	Software
2	921	\$	51.00	11	2017 EW COFFEE PRAIRIE FI 985534	Excludable Employee Benefits
2	921	\$	142.20	5	2017 EW COLLECTIONS C ONLINE INF 244	Collection Expenses
2	926	\$	54.48	8	2017 EW COWTOWN DAYS BITTEL BRA 08232017	Donation / Sponsorship
2	926	\$	54.48	8	2017 EW COWTOWN DAYS BITTEL BRA 08232017	Donation / Sponsorship
2	925	\$	165.59	10	2017 EW FIRST AID KIT CINTAS COR 165.59	Safety
2	925	\$	104.48	2	2017 EW FIRST AID KIT CINTAS COR 5007113582	Safety
2	925	\$	258.99	5	2017 EW FIRST AID KIT CINTAS COR 5007721132	Safety
2	925	\$	433.29	6	2017 EW FIRST AID KIT CINTAS COR 5008053079	Safety
2	925	\$	212.90	9	2017 EW FIRST AID KIT CINTAS COR 5008571749	Safety
2	925	\$	165.59	10	2017 EW FIRST AID KIT CINTAS COR 5009067222	Safety
2	925	\$	(2,047.10)	5	2017 DISTRIBUTE SAFETY	Safety
2	925	\$	136.97	12	2017 EW FIRST AID KIT CINTAS COR 5009385281	Safety
2	925	\$	(350.03)	5	2017 DISTRIBUTE SAFETY	Safety
2	925	\$	126.74	5	2017 TRANSPORTATION CLEARING 184.100	Travel
2	925	\$	205.20	5	2017 TRANSPORTATION CLEARING 184.200	Travel
2	925.1	\$	40.85	5	2017 DISTRIBUTE INSURANCE - VEH & GENERAL	Insurance
2	925.1	\$	35.98	5	2017 DISTRIBUTE INSURANCE - VEH & GENERAL	Insurance
2	925.1	\$	20.42	5	2017 DISTRIBUTE INSURANCE - VEH & GENERAL	Insurance
2	921	\$	195.88	11	2017 EW INTERNET & PH EAGLE COMM 416-558778	Utilities / Telephone
2	921	\$	190.78	12	2017 EW INTERNET & PH EAGLE COMM 417-558778	Utilities / Telephone
2	925	\$	83.72	9	2017 EW SAFETY INSPEC FIRST NATI 08/17 MARK	Excludable Employee Benefits
2	921	\$	370.60	8	2017 EW SAVIN 917 MAI TRI-CENTRA B358451	Office Supplies / Equipment
2	925	\$	72.79	2	2017 EW WEEKLY CLOTHI UNIFIRST C 2460269719	Safety
2	925	\$	72.79	2	2017 EW WEEKLY CLOTHI UNIFIRST C 2460270361	Safety
2	925	\$	73.93	3	2017 EW WEEKLY CLOTHI UNIFIRST C 2460271011	Safety
2	925	\$	79.53	3	2017 EW WEEKLY CLOTHI UNIFIRST C 2460271667	Safety
2	925	\$	85.07	3	2017 EW WEEKLY CLOTHI UNIFIRST C 2460272325	Safety
2	925	\$	78.12	3	2017 EW WEEKLY CLOTHI UNIFIRST C 2460272985	Safety
2	925	\$	79.53	3	2017 EW WEEKLY CLOTHI UNIFIRST C 2460273641	Safety
2	925	\$	78.12	4	2017 EW WEEKLY CLOTHI UNIFIRST C 2460274306	Safety
2	925	\$	78.12	4	2017 EW WEEKLY CLOTHI UNIFIRST C 2460274967	Safety
2	925	\$	80.95	4	2017 EW WEEKLY CLOTHI UNIFIRST C 2460275646	Safety
2	926	\$	1,219.23	5	2017 DISTRIBUTE CO CONTRIBUTIONS 401K	Employee Benefit - 401(k) Company Match
2	926	\$	3,312.99	5	2017 DISTRIBUTE NRECA PENSION PREPAY	Employee Benefit - NRECA Pension
2	925	\$	86.54	4	2017 EW WEEKLY CLOTHI UNIFIRST C 2460276310	Safety
2	925	\$	80.95	5	2017 EW WEEKLY CLOTHI UNIFIRST C 2460276988	Safety
2	925	\$	78.12	5	2017 EW WEEKLY CLOTHI UNIFIRST C 2460277650	Safety
2	925	\$	82.35	5	2017 EW WEEKLY CLOTHI UNIFIRST C 2460278361	Safety
2	925	\$	78.12	5	2017 EW WEEKLY CLOTHI UNIFIRST C 2460279044	Safety
2	925	\$	89.37	5	2017 EW WEEKLY CLOTHI UNIFIRST C 2460279724	Safety
2	925	\$	78.92	6	2017 EW WEEKLY CLOTHI UNIFIRST C 2460280389	Safety
2	925	\$	78.12	6	2017 EW WEEKLY CLOTHI UNIFIRST C 2460281067	Safety
2	925	\$	82.36	6	2017 EW WEEKLY CLOTHI UNIFIRST C 2460281726	Safety
2	925	\$	79.53	6	2017 EW WEEKLY CLOTHI UNIFIRST C 2460282385	Safety
2	926	\$	180.77	5	2017 TRANSPORTATION CLEARING 184.100	Travel
2	925	\$	85.13	7	2017 EW WEEKLY CLOTHI UNIFIRST C 2460283046	Safety
2	925	\$	78.12	7	2017 EW WEEKLY CLOTHI UNIFIRST C 2460283710	Safety
2	925	\$	78.12	7	2017 EW WEEKLY CLOTHI UNIFIRST C 2460284371	Safety
2	925	\$	79.53	7	2017 EW WEEKLY CLOTHI UNIFIRST C 2460285025	Safety
2	925	\$	78.12	8	2017 EW WEEKLY CLOTHI UNIFIRST C 2460285680	Safety
2	925	\$	78.12	8	2017 EW WEEKLY CLOTHI UNIFIRST C 2460286349	Safety



2	925	\$	78.12	8	2017 EW WEEKLY CLOTHI UNIFIRST C 2460287024	Safety
2	925	\$	79.53	8	2017 EW WEEKLY CLOTHI UNIFIRST C 2460287737	Safety
2	925	\$	86.54	8	2017 EW WEEKLY CLOTHI UNIFIRST C 2460288418	Safety
2	925	\$	78.12	9	2017 EW WEEKLY CLOTHI UNIFIRST C 2460289102	Safety
2	925	\$	79.53	9	2017 EW WEEKLY CLOTHI UNIFIRST C 2460289776	Safety
2	925	\$	78.12	9	2017 EW WEEKLY CLOTHI UNIFIRST C 2460290453	Safety
2	925	\$	78.12	9	2017 EW WEEKLY CLOTHI UNIFIRST C 2460291129	Safety
2	925	\$	78.12	10	2017 EW WEEKLY CLOTHI UNIFIRST C 2460291807	Safety
2	925	\$	78.12	10	2017 EW WEEKLY CLOTHI UNIFIRST C 2460292478	Safety
2	926	\$	1,071.56	5	2017 DISTRIBUTE CO CONTRIBUTIONS 401K	Employee Benefit - 401(k) Company Match
2	926	\$	2,911.71	5	2017 DISTRIBUTE NRECA PENSION PREPAY	Employee Benefit - NRECA Pension
2	925	\$	78.12	10	2017 EW WEEKLY CLOTHI UNIFIRST C 2460293155	Safety
2	925	\$	78.12	10	2017 EW WEEKLY CLOTHI UNIFIRST C 2460293823	Safety
2	925	\$	79.53	10	2017 EW WEEKLY CLOTHI UNIFIRST C 2460294507	Safety
2	925	\$	78.12	11	2017 EW WEEKLY CLOTHI UNIFIRST C 2460295173	Safety
2	925	\$	78.12	11	2017 EW WEEKLY CLOTHI UNIFIRST C 2460295846	Safety
2	925	\$	78.12	11	2017 EW WEEKLY CLOTHI UNIFIRST C 2460296558	Safety
2	925	\$	78.12	11	2017 EW WEEKLY CLOTHI UNIFIRST C 2460297277	Safety
2	925	\$	78.12	12	2017 EW WEEKLY CLOTHI UNIFIRST C 2460298689	Safety
2	925	\$	78.12	12	2017 EW WEEKLY CLOTHI UNIFIRST C 2460299385	Safety
2	925	\$	78.12	12	2017 EW WEEKLY CLOTHI UNIFIRST C 2460300111	Safety
2	925	\$	78.12	12	2017 EW WEEKLY CLOTHI UNIFIRST C 2460300878	Safety
2	926	\$	28.16	5	2017 EXCEL CLASS-ASHL FIRST NATI 04/17 STACEY	Training / Education
2	926	\$	24.32	5	2017 EXCEL CLASS-ASHL FIRST NATI 04/17 STACEY	Training / Education
2	926	\$	14.08	5	2017 EXCEL CLASS-ASHL FIRST NATI 04/17 STACEY	Training / Education
2	926	\$	50.59	4	2017 EXCEL CLASS-COLB SHERFICK M 042017	Training / Education
2	926	\$	43.69	4	2017 EXCEL CLASS-COLB SHERFICK M 042017	Training / Education
2	926	\$	25.30	4	2017 EXCEL CLASS-COLB SHERFICK M 042017	Training / Education
2	926	\$	28.16	5	2017 EXCEL CLASS-MELI FIRST NATI 04/17 STACEY	Training / Education
2	926	\$	24.32	5	2017 EXCEL CLASS-MELI FIRST NATI 04/17 STACEY	Training / Education
2	926	\$	14.08	5	2017 EXCEL CLASS-MELI FIRST NATI 04/17 STACEY	Training / Education
2	935.1	\$	16.03	6	2017 EXTRA PRINTER TR AMAZON CAP OKD6792JFMHG	Office Supplies / Equipment
2	935.1	\$	13.84	6	2017 EXTRA PRINTER TR AMAZON CAP OKD6792JFMHG	Office Supplies / Equipment
2	935.1	\$	8.02	6	2017 EXTRA PRINTER TR AMAZON CAP OKD6792JFMHG	Office Supplies / Equipment
2	930.1	\$	42.95	9	2017 FAIR RESULTS AD ELLSWORTH 080317	Donation / Sponsorship
2	930.1	\$	399.95	10	2017 FARM SAFETY ELLSWORTH 092117	Advertising
2	926	\$	1,462.55	5	2017 DISTRIBUTE CO CONTRIBUTIONS 401K	Employee Benefit - 401(k) Company Match
2	926	\$	3,974.12	5	2017 DISTRIBUTE NRECA PENSION PREPAY	Employee Benefit - NRECA Pension
2	926	\$	15,392.25	2	2017 FEB 2017 KECHIT	Employee Benefit - Health Insurance
2	926	\$	12,082.24	2	2017 FEB 2017 KECHIT	Employee Benefit - Health Insurance
2	926	\$	12,622.63	2	2017 FEB 2017 KECHIT	Employee Benefit - Health Insurance
2	921	\$	570.07	3	2017 FEB DISPATCH SER COOPERATIV 99742	Utilities / Telephone
2	921	\$	492.33	3	2017 FEB DISPATCH SER COOPERATIV 99742	Utilities / Telephone
2	921	\$	285.03	3	2017 FEB DISPATCH SER COOPERATIV 99742	Utilities / Telephone
2	925	\$	503.25	2	2017 FEB DUES,SUBS,C- KANSAS ELE 133562	Dues - KEC
2	926	\$	202.79	5	2017 TRANSPORTATION CLEARING 184.100	Travel
2	925	\$	434.63	2	2017 FEB DUES,SUBS,C- KANSAS ELE 133562	Dues - KEC
2	925	\$	251.62	2	2017 FEB DUES,SUBS,C- KANSAS ELE 133562	Dues - KEC
2	926	\$	13.20	2	2017 FEB DUES,SUBS,C- KANSAS ELE 133562	Dues - KEC
2	926	\$	11.40	2	2017 FEB DUES,SUBS,C- KANSAS ELE 133562	Dues - KEC
2	926	\$	6.61	2	2017 FEB DUES,SUBS,C- KANSAS ELE 133562	Dues - KEC
2	930.1	\$	222.23	2	2017 FEB DUES,SUBS,C- KANSAS ELE 133562	Dues - KEC
2	930.1	\$	191.93	2	2017 FEB DUES,SUBS,C- KANSAS ELE 133562	Dues - KEC
2	930.1	\$	111.12	2	2017 FEB DUES,SUBS,C- KANSAS ELE 133562	Dues - KEC
2	926	\$	1,081.52	2	2017 FEBRUARY 17 GROU NRECA 17021029	Employee Benefit - NRECA Group Benefits
2	926	\$	992.35	2	2017 FEBRUARY 17 GROU NRECA 17021029	Employee Benefit - NRECA Group Benefits
2	926	\$	901.10	2	2017 FEBRUARY 17 GROU NRECA 17021029	Employee Benefit - NRECA Group Benefits
2	926	\$	126.10	2	2017 FEBRUARY 17 GROU NRECA 17021029A	Employee Benefit - NRECA Group Benefits
2	926	\$	115.70	2	2017 FEBRUARY 17 GROU NRECA 17021029A	Employee Benefit - NRECA Group Benefits
2	926	\$	105.07	2	2017 FEBRUARY 17 GROU NRECA 17021029A	Employee Benefit - NRECA Group Benefits
2	926	\$	18,650.93	2	2017 FEBRUARY 17 PENS NRECA 17028366	Employee Benefit - NRECA Pension
2	926	\$	17,113.14	2	2017 FEBRUARY 17 PENS NRECA 17028366	Employee Benefit - NRECA Pension
2	930.2	\$	597.36	5	2017 DISTRIBUTE PROPERTY TAX	Property Tax
2	930.2	\$	66.73	5	2017 DISTRIBUTE INSURANCE - PROP LIAB & UMB	Insurance
2	926	\$	15,539.67	2	2017 FEBRUARY 17 PENS NRECA 17028366	Employee Benefit - NRECA Pension
2	930.2	\$	526.24	5	2017 DISTRIBUTE PROPERTY TAX	Property Tax
2	930.2	\$	58.79	5	2017 DISTRIBUTE INSURANCE - PROP LIAB & UMB	Insurance
2	926	\$	471.08	2	2017 FEBRUARY 17 PENS NRECA 17028366A	Employee Benefit - NRECA Pension
2	930.2	\$	298.68	5	2017 DISTRIBUTE PROPERTY TAX	Property Tax
2	930.2	\$	33.37	5	2017 DISTRIBUTE INSURANCE - PROP LIAB & UMB	Insurance
2	930.4	\$	51.81	5	2017 DISTRIBUTE VACATION	Employee Benefit - Vacation
2	930.4	\$	101.51	5	2017 DISTRIBUTE SAFETY	Safety
2	926	\$	432.24	2	2017 FEBRUARY 17 PENS NRECA 17028366A	Employee Benefit - NRECA Pension
2	926	\$	392.49	2	2017 FEBRUARY 17 PENS NRECA 17028366A	Employee Benefit - NRECA Pension
2	930.5	\$	132.00	2	2017 FEBRUARY BOARD M CROSSLAND 021617	Board Member Per Diem & Mileage
2	930.5	\$	3.50	2	2017 FEBRUARY BOARD M CROSSLAND 021617	Board Member Per Diem & Mileage
2	930.5	\$	114.00	2	2017 FEBRUARY BOARD M CROSSLAND 021617	Board Member Per Diem & Mileage
2	930.5	\$	3.02	2	2017 FEBRUARY BOARD M CROSSLAND 021617	Board Member Per Diem & Mileage
2	930.4	\$	14.38	5	2017 TRANSPORTATION CLEARING 184.300	Travel
2	930.4	\$	14.09	5	2017 DISTRIBUTE INSURANCE - DOM	Insurance - DOM
2	930.4	\$	20.16	5	2017 DISTRIBUTE WC INSURANCE	Employee Benefit - Work Comp Insurance
2	930.4	\$	42.88	5	2017 DISTRIBUTE VACATION	Employee Benefit - Vacation
2	930.4	\$	72.40	5	2017 DISTRIBUTE SAFETY	Safety
2	930.5	\$	66.00	2	2017 FEBRUARY BOARD M CROSSLAND 021617	Board Member Per Diem & Mileage
2	930.5	\$	1.75	2	2017 FEBRUARY BOARD M CROSSLAND 021617	Board Member Per Diem & Mileage
2	930.5	\$	132.00	2	2017 FEBRUARY BOARD M EVANS LARR 021617	Board Member Per Diem & Mileage
2	930.5	\$	13.41	2	2017 FEBRUARY BOARD M EVANS LARR 021617	Board Member Per Diem & Mileage

2	930.5	\$	114.00	2	2017 FEBRUARY BOARD M EVANS LARR 021617	Board Member Per Diem & Mileage
2	930.5	\$	11.58	2	2017 FEBRUARY BOARD M EVANS LARR 021617	Board Member Per Diem & Mileage
2	930.4	\$	12.42	5	2017 TRANSPORTATION CLEARING 184.300	Travel
2	930.4	\$	12.41	5	2017 DISTRIBUTE INSURANCE - DOM	Insurance - DOM
2	930.4	\$	16.68	5	2017 DISTRIBUTE WC INSURANCE	Employee Benefit - Work Comp Insurance
2	930.4	\$	24.86	5	2017 DISTRIBUTE VACATION	Employee Benefit - Vacation
2	930.4	\$	39.30	5	2017 DISTRIBUTE SAFETY	Safety
2	930.5	\$	66.00	2	2017 FEBRUARY BOARD M EVANS LARR 021617	Board Member Per Diem & Mileage
2	930.5	\$	6.71	2	2017 FEBRUARY BOARD M EVANS LARR 021617	Board Member Per Diem & Mileage
2	930.5	\$	132.00	2	2017 FEBRUARY BOARD M HOBBS TERR 021617	Board Member Per Diem & Mileage
2	930.5	\$	4.66	2	2017 FEBRUARY BOARD M HOBBS TERR 021617	Board Member Per Diem & Mileage
2	930.5	\$	114.00	2	2017 FEBRUARY BOARD M HOBBS TERR 021617	Board Member Per Diem & Mileage
2	930.5	\$	4.03	2	2017 FEBRUARY BOARD M HOBBS TERR 021617	Board Member Per Diem & Mileage
2	930.4	\$	7.18	5	2017 TRANSPORTATION CLEARING 184.300	Travel
2	930.4	\$	7.04	5	2017 DISTRIBUTE INSURANCE - DOM	Insurance - DOM
2	930.4	\$	9.67	5	2017 DISTRIBUTE WC INSURANCE	Employee Benefit - Work Comp Insurance
2	930.5	\$	66.00	2	2017 FEBRUARY BOARD M HOBBS TERR 021617	Board Member Per Diem & Mileage
2	930.5	\$	2.33	2	2017 FEBRUARY BOARD M HOBBS TERR 021617	Board Member Per Diem & Mileage
2	930.5	\$	132.00	2	2017 FEBRUARY BOARD M JOY FRANK 021617	Board Member Per Diem & Mileage
2	930.5	\$	8.16	2	2017 FEBRUARY BOARD M JOY FRANK 021617	Board Member Per Diem & Mileage
2	930.5	\$	114.00	2	2017 FEBRUARY BOARD M JOY FRANK 021617	Board Member Per Diem & Mileage
2	930.5	\$	7.05	2	2017 FEBRUARY BOARD M JOY FRANK 021617	Board Member Per Diem & Mileage
2	930.5	\$	66.00	2	2017 FEBRUARY BOARD M JOY FRANK 021617	Board Member Per Diem & Mileage
2	930.5	\$	4.08	2	2017 FEBRUARY BOARD M JOY FRANK 021617	Board Member Per Diem & Mileage
2	930.5	\$	132.00	2	2017 FEBRUARY BOARD M KELLER MEL 021617	Board Member Per Diem & Mileage
2	930.5	\$	8.40	2	2017 FEBRUARY BOARD M KELLER MEL 021617	Board Member Per Diem & Mileage
2	930.5	\$	114.00	2	2017 FEBRUARY BOARD M KELLER MEL 021617	Board Member Per Diem & Mileage
2	930.5	\$	7.25	2	2017 FEBRUARY BOARD M KELLER MEL 021617	Board Member Per Diem & Mileage
2	930.5	\$	66.00	2	2017 FEBRUARY BOARD M KELLER MEL 021617	Board Member Per Diem & Mileage
2	930.5	\$	4.19	2	2017 FEBRUARY BOARD M KELLER MEL 021617	Board Member Per Diem & Mileage
2	930.5	\$	132.00	2	2017 FEBRUARY BOARD M LUETTERS C 021617	Board Member Per Diem & Mileage
2	930.5	\$	6.53	2	2017 FEBRUARY BOARD M LUETTERS C 021617	Board Member Per Diem & Mileage
2	930.5	\$	114.00	2	2017 FEBRUARY BOARD M LUETTERS C 021617	Board Member Per Diem & Mileage
2	930.5	\$	5.64	2	2017 FEBRUARY BOARD M LUETTERS C 021617	Board Member Per Diem & Mileage
2	930.5	\$	66.00	2	2017 FEBRUARY BOARD M LUETTERS C 021617	Board Member Per Diem & Mileage
2	930.5	\$	3.26	2	2017 FEBRUARY BOARD M LUETTERS C 021617	Board Member Per Diem & Mileage
2	930.5	\$	132.00	2	2017 FEBRUARY BOARD M ROHLEDER S 021617	Board Member Per Diem & Mileage
2	930.5	\$	6.76	2	2017 FEBRUARY BOARD M ROHLEDER S 021617	Board Member Per Diem & Mileage
2	930.5	\$	114.00	2	2017 FEBRUARY BOARD M ROHLEDER S 021617	Board Member Per Diem & Mileage
2	930.5	\$	5.84	2	2017 FEBRUARY BOARD M ROHLEDER S 021617	Board Member Per Diem & Mileage
2	930.5	\$	66.00	2	2017 FEBRUARY BOARD M ROHLEDER S 021617	Board Member Per Diem & Mileage
2	930.5	\$	3.38	2	2017 FEBRUARY BOARD M ROHLEDER S 021617	Board Member Per Diem & Mileage
2	930.5	\$	132.00	2	2017 FEBRUARY BOARD M SCHAUS RIC 021617	Board Member Per Diem & Mileage
2	930.5	\$	3.26	2	2017 FEBRUARY BOARD M SCHAUS RIC 021617	Board Member Per Diem & Mileage
2	930.5	\$	114.00	2	2017 FEBRUARY BOARD M SCHAUS RIC 021617	Board Member Per Diem & Mileage
2	930.5	\$	2.82	2	2017 FEBRUARY BOARD M SCHAUS RIC 021617	Board Member Per Diem & Mileage
2	930.5	\$	66.00	2	2017 FEBRUARY BOARD M SCHAUS RIC 021617	Board Member Per Diem & Mileage
2	930.5	\$	1.64	2	2017 FEBRUARY BOARD M SCHAUS RIC 021617	Board Member Per Diem & Mileage
2	930.5	\$	132.00	2	2017 FEBRUARY BOARD M WEINHOLD D 021617	Board Member Per Diem & Mileage
2	930.5	\$	23.32	2	2017 FEBRUARY BOARD M WEINHOLD D 021617	Board Member Per Diem & Mileage
2	930.5	\$	114.00	2	2017 FEBRUARY BOARD M WEINHOLD D 021617	Board Member Per Diem & Mileage
2	930.5	\$	20.14	2	2017 FEBRUARY BOARD M WEINHOLD D 021617	Board Member Per Diem & Mileage
2	930.5	\$	66.00	2	2017 FEBRUARY BOARD M WEINHOLD D 021617	Board Member Per Diem & Mileage
2	930.5	\$	11.66	2	2017 FEBRUARY BOARD M WEINHOLD D 021617	Board Member Per Diem & Mileage
2	930.5	\$	126.78	5	2017 DISTRIBUTE INSURANCE - DOM	Insurance - DOM
2	935.2	\$	37.96	10	2017 FIBER PATCH CABL IT1 SOURCE 590196-IN	Office Supplies / Equipment
2	935.2	\$	32.78	10	2017 FIBER PATCH CABL IT1 SOURCE 590196-IN	Office Supplies / Equipment
2	935.2	\$	18.98	10	2017 FIBER PATCH CABL IT1 SOURCE 590196-IN	Office Supplies / Equipment
2	921	\$	104.83	2	2017 FINGERTIPS, CLIC TRI-CENTRA B352767	Office Supplies / Equipment
2	921	\$	90.54	2	2017 FINGERTIPS, CLIC TRI-CENTRA B352767	Office Supplies / Equipment
2	921	\$	52.41	2	2017 FINGERTIPS, CLIC TRI-CENTRA B352767	Office Supplies / Equipment
2	935	\$	13.04	7	2017 FIRE ANT KILLER NEMNICH TR B94475	Small Tools / Supplies
2	930.1	\$	36.50	5	2017 FIRE DISPATCH TH ELLSWORTH 04302017	Advertising
2	935.1	\$	55.15	6	2017 FIRE TABLET FOR AMAZON CAP 03HSH5YFP45K	Office Supplies / Equipment
2	935.1	\$	47.63	6	2017 FIRE TABLET FOR AMAZON CAP 03HSH5YFP45K	Office Supplies / Equipment
2	935.1	\$	27.58	6	2017 FIRE TABLET FOR AMAZON CAP 03HSH5YFP45K	Office Supplies / Equipment
2	935.1	\$	11.37	5	2017 FLASH DRIVE FIRST NATI 04/17 JAY	Office Supplies / Equipment
2	935.1	\$	27.03	7	2017 FLASH DRIVE FIRST NATI 06/17 JAY	Office Supplies / Equipment
2	930.5	\$	111.69	5	2017 DISTRIBUTE INSURANCE - DOM	Insurance - DOM
2	935.1	\$	2.88	7	2017 FLASH DRIVE FIRST NATI 06/17 NEIL	Office Supplies / Equipment
2	935.1	\$	2.49	7	2017 FLASH DRIVE FIRST NATI 06/17 NEIL	Office Supplies / Equipment
2	935.1	\$	1.43	7	2017 FLASH DRIVE FIRST NATI 06/17 NEIL	Office Supplies / Equipment
2	935.1	\$	58.30	3	2017 FLASH DRIVES & M FIRST NATI 02/17 CRAIG	Office Supplies / Equipment
2	935.1	\$	50.35	3	2017 FLASH DRIVES & M FIRST NATI 02/17 CRAIG	Office Supplies / Equipment
2	935.1	\$	29.15	3	2017 FLASH DRIVES & M FIRST NATI 02/17 CRAIG	Office Supplies / Equipment
2	935.3	\$	435.99	11	2017 FLIR CM174 IMAGI FIRST NATI 10/17 GENE	Small Tools / Supplies
2	925	\$	11.94	6	2017 FLUO PAINT NEMNICH TR A102554	Small Tools / Supplies
2	925	\$	5.97	6	2017 FLUO PAINT NEMNICH TR B93662	Small Tools / Supplies
2	935	\$	66.16	12	2017 FLUORESCENT TUBE FIRST NATI 12/17 GENE	Small Tools / Supplies
2	921	\$	30.93	5	2017 FOLDERS FILE SAFE 26885	Office Supplies / Equipment
2	921	\$	26.72	5	2017 FOLDERS FILE SAFE 26885	Office Supplies / Equipment
2	921	\$	15.47	5	2017 FOLDERS FILE SAFE 26885	Office Supplies / Equipment
2	935.1	\$	162.38	5	2017 FOLDING TABLE FIRST NATI 04/17 JAY	Office Supplies / Equipment
2	921	\$	38.05	6	2017 FOLDING TABLE NEMNICH TR B93996	Office Supplies / Equipment
2	930.4	\$	84.04	1	2017 FOREMAN & CYBER CRAMER CRA 011717	Training / Education
2	930.4	\$	72.58	1	2017 FOREMAN & CYBER CRAMER CRA 011717	Training / Education
2	930.4	\$	42.01	1	2017 FOREMAN & CYBER CRAMER CRA 011717	Training / Education

2	930.4	\$	17.47	2	2017 FOREMAN MTG-HAYS FIRST NATI 01/17 DARRIN	Training / Education
2	930.4	\$	15.09	2	2017 FOREMAN MTG-HAYS FIRST NATI 01/17 DARRIN	Training / Education
2	930.4	\$	8.74	2	2017 FOREMAN MTG-HAYS FIRST NATI 01/17 DARRIN	Training / Education
2	930.5	\$	63.40	5	2017 DISTRIBUTE INSURANCE - DOM	Insurance - DOM
2	935	\$	21.89	5	2017 DISTRIBUTE VACATION	Employee Benefit - Vacation
2	935	\$	42.89	5	2017 DISTRIBUTE SAFETY	Safety
2	935	\$	8.52	5	2017 DISTRIBUTE WC INSURANCE	Employee Benefit - Work Comp Insurance
2	935.1	\$	15.25	8	2017 FOXIT PRO LICENS IT1 SOURCE 0585378-IN	Software
2	935.1	\$	13.17	8	2017 FOXIT PRO LICENS IT1 SOURCE 0585378-IN	Software
2	935.1	\$	7.63	8	2017 FOXIT PRO LICENS IT1 SOURCE 0585378-IN	Software
2	935.1	\$	94.98	5	2017 DISTRIBUTE VACATION	Employee Benefit - Vacation
2	926	\$	46.33	5	2017 GARY Y COMPANY T JF BEAVER 77953	Employee Benefit - Tool Account
2	935.1	\$	186.07	5	2017 DISTRIBUTE SAFETY	Safety
2	925	\$	(281.63)	6	2017 GATORADE KSHAY195425	Safety
2	925	\$	281.63	6	2017 GATORADE FASTENAL C KSHAY195425	Safety
2	926	\$	67.85	5	2017 GENE COMPANY T-S JF BEAVER 77953	Employee Benefit - Tool Account
2	926	\$	200.00	2	2017 GENE HEDDING & J UOM SCHOOL 020317	Training / Education
2	935	\$	17.33	8	2017 GENERATOR-OIL & THORNTON A 94590	Small Tools / Supplies
2	935.3	\$	29.41	6	2017 GORILLA TAPE CARMICHEAL B89930	Small Tools / Supplies
2	921	\$	45.56	10	2017 GRAY TASK CHAIR TRI-CENTRA B360488	Office Supplies / Equipment
2	921	\$	39.35	10	2017 GRAY TASK CHAIR TRI-CENTRA B360488	Office Supplies / Equipment
2	921	\$	22.78	10	2017 GRAY TASK CHAIR TRI-CENTRA B360488	Office Supplies / Equipment
2	926	\$	46.33	5	2017 GREG COMPANY T-S JF BEAVER 77953	Employee Benefit - Tool Account
2	926	\$	61.53	11	2017 GREG RETIREMENT BUDIG NATE 112117	Excludable Employee Benefits
2	926	\$	61.53	12	2017 GREG RETIREMENT BUDIG NATE 121317	Excludable Employee Benefits
2	935.1	\$	36.96	5	2017 DISTRIBUTE WC INSURANCE	Employee Benefit - Work Comp Insurance
2	935.1	\$	78.60	5	2017 DISTRIBUTE VACATION	Employee Benefit - Vacation
2	926	\$	16.70	12	2017 GREG STAHL-QUASI FIRST NATI 11/17 NATE	Travel
2	935.1	\$	132.69	5	2017 DISTRIBUTE SAFETY	Safety
2	935	\$	16.28	4	2017 GUTTERS-SHOP FIRST NATI 03/17 #110	Building Maintenance
2	935	\$	119.90	12	2017 HAIL DAMAGE-BLIN NEWCOMER H 112117	Building Maintenance
2	935	\$	103.55	12	2017 HAIL DAMAGE-BLIN NEWCOMER H 112117	Building Maintenance
2	935	\$	59.95	12	2017 HAIL DAMAGE-BLIN NEWCOMER H 112117	Building Maintenance
2	930.1	\$	44.95	11	2017 HALLOWEEN SAFETY ELLSWORTH 102617	Advertising
2	935.3	\$	276.03	12	2017 HAMMER DRILL KIT FIRST NATI 12/17 #110	Small Tools / Supplies
2	921	\$	96.77	3	2017 HANGING FOLDERS, TRI-CENTRA B352922	Office Supplies / Equipment
2	921	\$	83.58	3	2017 HANGING FOLDERS, TRI-CENTRA B352922	Office Supplies / Equipment
2	921	\$	48.39	3	2017 HANGING FOLDERS, TRI-CENTRA B352922	Office Supplies / Equipment
2	935.3	\$	10.20	11	2017 HARDWARE NEMNICH TR A110477	Small Tools / Supplies
2	935.3	\$	1.74	3	2017 HARDWARE TRUE VALUE B91499	Small Tools / Supplies
2	930.1	\$	38.50	7	2017 HARVEST SAFETY S EAGLE RADI KH-117064962	Advertising
2	930.1	\$	33.25	7	2017 HARVEST SAFETY S EAGLE RADI KH-117064962	Advertising
2	930.1	\$	19.25	7	2017 HARVEST SAFETY S EAGLE RADI KH-117064962	Advertising
2	935.3	\$	51.07	7	2017 HD SAFE TREAD,UT CARMICHEAL A118829	Small Tools / Supplies
2	935.1	\$	30.58	5	2017 DISTRIBUTE WC INSURANCE	Employee Benefit - Work Comp Insurance
2	935.1	\$	45.57	5	2017 DISTRIBUTE VACATION	Employee Benefit - Vacation
2	935.1	\$	14.24	6	2017 HDMI SPLITTER,CA FIRST NATI 05/17 NEIL	Office Supplies / Equipment
2	935.1	\$	12.29	6	2017 HDMI SPLITTER,CA FIRST NATI 05/17 NEIL	Office Supplies / Equipment
2	935.1	\$	72.05	5	2017 DISTRIBUTE SAFETY	Safety
2	935.1	\$	7.12	6	2017 HDMI SPLITTER,CA FIRST NATI 05/17 NEIL	Office Supplies / Equipment
2	935.2	\$	90.68	11	2017 HIGH SPEED RACK FIRST NATI 10/17 CRAIG	Office Supplies / Equipment
2	935.2	\$	90.68	11	2017 HIGH SPEED RACK FIRST NATI 10/17 CRAIG	Office Supplies / Equipment
2	935.2	\$	78.32	11	2017 HIGH SPEED RACK FIRST NATI 10/17 CRAIG	Office Supplies / Equipment
2	935.2	\$	78.32	11	2017 HIGH SPEED RACK FIRST NATI 10/17 CRAIG	Office Supplies / Equipment
2	935.2	\$	45.34	11	2017 HIGH SPEED RACK FIRST NATI 10/17 CRAIG	Office Supplies / Equipment
2	935.2	\$	45.34	11	2017 HIGH SPEED RACK FIRST NATI 10/17 CRAIG	Office Supplies / Equipment
2	935.2	\$	64.70	3	2017 HIGH SPEED SWITC FIRST NATI 02/17 CRAIG	Office Supplies / Equipment
2	935.2	\$	55.87	3	2017 HIGH SPEED SWITC FIRST NATI 02/17 CRAIG	Office Supplies / Equipment
2	935.2	\$	32.35	3	2017 HIGH SPEED SWITC FIRST NATI 02/17 CRAIG	Office Supplies / Equipment
2	935	\$	4.80	8	2017 HILLMAN MISC FAS CARMICHEAL B93302	Small Tools / Supplies
2	935.3	\$	5.02	8	2017 HOOKS HOME LUMBE 35494	Small Tools / Supplies
2	935.3	\$	9.87	10	2017 HOSE BIBB HOME LUMBE 37942	Small Tools / Supplies
2	935.3	\$	18.30	3	2017 HOSE CLAMPS CATES ROBE 125310	Small Tools / Supplies
2	935.3	\$	22.08	11	2017 HOSE CLAMPS SHOP CATES ROBE 135497	Small Tools / Supplies
2	926	\$	182.97	10	2017 HOT LINE SCHOOL- DEMEL CHAN 092117	Training / Education
2	921	\$	31.05	10	2017 HOT LINE SCHOOL- FIRST NATI 09/17 #108	Training / Education
2	921	\$	(31.05)	10	2017 HOT LINE SCHOOL- FIRST NATI 09/17 #108	Training / Education
2	926	\$	31.05	10	2017 HOT LINE SCHOOL- FIRST NATI 09/17 #108	Training / Education
2	935.1	\$	17.73	5	2017 DISTRIBUTE WC INSURANCE	Employee Benefit - Work Comp Insurance
2	926	\$	346.00	10	2017 HOT LINE SCHOOL- FIRST NATI 09/17 NATE	Training / Education
2	926	\$	10.90	11	2017 HOT LINE SCHOOL- FIRST NATI 10/17 #108	Training / Education
2	926	\$	275.00	9	2017 HOT LINE SCHOOL- KANSAS ELE 134588	Training / Education
2	935.1	\$	3.59	10	2017 HOTSPOT ANTENNA AMAZON CAP 16MGK9JY6YFD	Office Supplies / Equipment
2	935.1	\$	3.10	10	2017 HOTSPOT ANTENNA AMAZON CAP 16MGK9JY6YFD	Office Supplies / Equipment
2	935.1	\$	1.80	10	2017 HOTSPOT ANTENNA AMAZON CAP 16MGK9JY6YFD	Office Supplies / Equipment
2	921	\$	69.86	5	2017 HP 8720 PRINTER FIRST NATI 04/17 NEIL	Office Supplies / Equipment
2	921	\$	60.33	5	2017 HP 8720 PRINTER FIRST NATI 04/17 NEIL	Office Supplies / Equipment
2	921	\$	34.93	5	2017 HP 8720 PRINTER FIRST NATI 04/17 NEIL	Office Supplies / Equipment
2	921	\$	25.65	12	2017 HP 952XL PRINTER AMAZON CAP 1FVQT7XD6P73	Office Supplies / Equipment
2	921	\$	22.15	12	2017 HP 952XL PRINTER AMAZON CAP 1FVQT7XD6P73	Office Supplies / Equipment
2	921	\$	12.82	12	2017 HP 952XL PRINTER AMAZON CAP 1FVQT7XD6P73	Office Supplies / Equipment
2	921	\$	33.81	9	2017 HP 952XL PRINTER AMAZON CAP 1KCPGJQY6RXV	Office Supplies / Equipment
2	921	\$	29.20	9	2017 HP 952XL PRINTER AMAZON CAP 1KCPGJQY6RXV	Office Supplies / Equipment
2	921	\$	16.91	9	2017 HP 952XL PRINTER AMAZON CAP 1KCPGJQY6RXV	Office Supplies / Equipment
2	921	\$	6.71	9	2017 HP 952XL PRINTER AMAZON CAP 1NHMLNWH79KH	Office Supplies / Equipment
2	935.3	\$	130.77	5	2017 DISTRIBUTE VACATION	Employee Benefit - Vacation
2	921	\$	5.80	9	2017 HP 952XL PRINTER AMAZON CAP 1NHMLNWH79KH	Office Supplies / Equipment

2	921	\$	3.36	9	2017 HP 952XL PRINTER AMAZON CAP 1NHMLNWH79KH	Office Supplies / Equipment
2	935.1	\$	26.02	11	2017 HP OFFICE JET PR IT1 SOURCE 591265-IN	Office Supplies / Equipment
2	935.1	\$	26.02	11	2017 HP OFFICE JET PR IT1 SOURCE 591265-IN	Office Supplies / Equipment
2	935.1	\$	22.47	11	2017 HP OFFICE JET PR IT1 SOURCE 591265-IN	Office Supplies / Equipment
2	935.1	\$	22.47	11	2017 HP OFFICE JET PR IT1 SOURCE 591265-IN	Office Supplies / Equipment
2	935.3	\$	256.20	5	2017 DISTRIBUTE SAFETY	Safety
2	935.3	\$	11.40	5	2017 TRANSPORTATION CLEARING 184.100	Travel
2	935.3	\$	65.73	5	2017 TRANSPORTATION CLEARING 184.200	Travel
2	935.3	\$	50.89	5	2017 DISTRIBUTE WC INSURANCE	Employee Benefit - Work Comp Insurance
2	935.1	\$	13.00	11	2017 HP OFFICE JET PR IT1 SOURCE 591265-IN	Office Supplies / Equipment
2	935.3	\$	46.96	5	2017 DISTRIBUTE VACATION	Employee Benefit - Vacation
2	935.1	\$	13.00	11	2017 HP OFFICE JET PR IT1 SOURCE 591265-IN	Office Supplies / Equipment
2	935.1	\$	39.36	11	2017 HP OFFICE JET PR IT1 SOURCE A049485-IN	Office Supplies / Equipment
2	935.1	\$	39.36	11	2017 HP OFFICE JET PR IT1 SOURCE A049485-IN	Office Supplies / Equipment
2	935.1	\$	33.99	11	2017 HP OFFICE JET PR IT1 SOURCE A049485-IN	Office Supplies / Equipment
2	935.1	\$	33.99	11	2017 HP OFFICE JET PR IT1 SOURCE A049485-IN	Office Supplies / Equipment
2	935.3	\$	79.29	5	2017 DISTRIBUTE SAFETY	Safety
2	935.3	\$	18.27	5	2017 DISTRIBUTE WC INSURANCE	Employee Benefit - Work Comp Insurance
2	935.3	\$	25.09	5	2017 DISTRIBUTE VACATION	Employee Benefit - Vacation
2	935.1	\$	19.68	11	2017 HP OFFICE JET PR IT1 SOURCE A049485-IN	Office Supplies / Equipment
2	935.3	\$	39.67	5	2017 DISTRIBUTE SAFETY	Safety
2	935.3	\$	9.76	5	2017 DISTRIBUTE WC INSURANCE	Employee Benefit - Work Comp Insurance
2	920	\$	285.98	6	2017 DISTRIBUTE VACATION	Employee Benefit - Vacation
2	920	\$	471.58	6	2017 DISTRIBUTE SAFETY	Safety
2	920	\$	0.20	6	2017 TRANSPORTATION CLEARING 184.300	Travel
2	920	\$	87.04	6	2017 DISTRIBUTE WC INSURANCE	Employee Benefit - Work Comp Insurance
2	920	\$	240.42	6	2017 DISTRIBUTE VACATION	Employee Benefit - Vacation
2	920	\$	390.81	6	2017 DISTRIBUTE SAFETY	Safety
2	920	\$	0.18	6	2017 TRANSPORTATION CLEARING 184.300	Travel
2	920	\$	73.17	6	2017 DISTRIBUTE WC INSURANCE	Employee Benefit - Work Comp Insurance
2	920	\$	147.56	6	2017 DISTRIBUTE VACATION	Employee Benefit - Vacation
2	920	\$	316.64	6	2017 DISTRIBUTE SAFETY	Safety
2	920	\$	0.10	6	2017 TRANSPORTATION CLEARING 184.300	Travel
2	920	\$	44.91	6	2017 DISTRIBUTE WC INSURANCE	Employee Benefit - Work Comp Insurance
2	935.1	\$	19.68	11	2017 HP OFFICE JET PR IT1 SOURCE A049485-IN	Office Supplies / Equipment
2	935.1	\$	11.71	5	2017 HUBS AND MOUSE AMAZON CAP 093D04LR05XW	Office Supplies / Equipment
2	935.1	\$	10.11	5	2017 HUBS AND MOUSE AMAZON CAP 093D04LR05XW	Office Supplies / Equipment
2	935.1	\$	5.85	5	2017 HUBS AND MOUSE AMAZON CAP 093D04LR05XW	Office Supplies / Equipment
2	925	\$	37.61	2	2017 HYDROSEP FOR EYE FIRST NATI 01/17 DAVE	Small Tools / Supplies
2	926	\$	1.60	4	2017 ICE FIRST NATI 03/17 #102	Safety
2	926	\$	3.73	7	2017 ICE FIRST NATI 06/17 #104	Safety
2	935.1	\$	133.02	11	2017 ICE MACHINE CLEA FIRST NATI 10/17 GENE	Small Tools / Supplies
2	935	\$	94.61	11	2017 ICE MACHINE REPA CITY PLUMB 111417	Small Tools / Supplies
2	935	\$	650.85	10	2017 ICE MACHINE REPA JACOBS SAL 433505	Small Tools / Supplies
2	921	\$	13.52	6	2017 IMAGING UNIT PRT TRI-CENTRA B356654	Office Supplies / Equipment
2	921	\$	11.68	6	2017 IMAGING UNIT PRT TRI-CENTRA B356654	Office Supplies / Equipment
2	921	\$	6.76	6	2017 IMAGING UNIT PRT TRI-CENTRA B356654	Office Supplies / Equipment
2	935.3	\$	318.40	3	2017 IMPACT ADAPTERS FASTENAL C KSHAY190828	Small Tools / Supplies
2	935.3	\$	54.41	2	2017 IMPACT SOCKETS S & W SUPP 4-614231	Small Tools / Supplies
2	935.3	\$	56.65	4	2017 IMPACT SOCKETS,E S & W SUPP 4-614561	Small Tools / Supplies
2	921	\$	37.48	11	2017 IN CARTRIDGES,PO TRI-CENTRA B361012	Office Supplies / Equipment
2	921	\$	37.48	11	2017 IN CARTRIDGES,PO TRI-CENTRA B361012	Office Supplies / Equipment
2	921	\$	32.37	11	2017 IN CARTRIDGES,PO TRI-CENTRA B361012	Office Supplies / Equipment
2	921	\$	32.37	11	2017 IN CARTRIDGES,PO TRI-CENTRA B361012	Office Supplies / Equipment
2	921	\$	18.74	11	2017 IN CARTRIDGES,PO TRI-CENTRA B361012	Office Supplies / Equipment
2	921	\$	18.74	11	2017 IN CARTRIDGES,PO TRI-CENTRA B361012	Office Supplies / Equipment
2	935.3	\$	63.96	10	2017 INFLATOR GAUGE,B S & W SUPP 4-621614	Small Tools / Supplies
2	935.1	\$	46.52	7	2017 INFOPRINT TONER IT1 SOURCE 593017	Office Supplies / Equipment
2	935.1	\$	40.18	7	2017 INFOPRINT TONER IT1 SOURCE 593017	Office Supplies / Equipment
2	921	\$	(9.90)	6	2017 RETURN EFT/BANK CHARGE	Banking Fees
2	935.1	\$	23.26	7	2017 INFOPRINT TONER IT1 SOURCE 593017	Office Supplies / Equipment
2	921	\$	7.43	11	2017 INK CARTRIDGE TRI-CENTRA B361429	Office Supplies / Equipment
2	921	\$	7.43	11	2017 INK CARTRIDGE TRI-CENTRA B361429	Office Supplies / Equipment
2	921	\$	6.42	11	2017 INK CARTRIDGE TRI-CENTRA B361429	Office Supplies / Equipment
2	921	\$	6.42	11	2017 INK CARTRIDGE TRI-CENTRA B361429	Office Supplies / Equipment
2	921	\$	3.72	11	2017 INK CARTRIDGE TRI-CENTRA B361429	Office Supplies / Equipment
2	921	\$	79.20	4	2017 COBANK LTD & FEES PAYMENT	Banking Fees
2	921	\$	68.40	4	2017 COBANK LTD & FEES PAYMENT	Banking Fees
2	921	\$	1,076.45	6	2017 DISTRIBUTE PREPAID MAINTENANCE	Software
2	921	\$	105.18	6	2017 DISTRIBUTE PREPAID OFFICE SUPPLIES	Software
2	921	\$	687.07	6	2017 DISTRIBUTE PREPAID ST MAINTENANCE	Software
2	921	\$	3.72	11	2017 INK CARTRIDGE TRI-CENTRA B361429	Office Supplies / Equipment
2	921	\$	64.75	5	2017 INK CARTRIDGE HI MIDWEST CO 64753	Office Supplies / Equipment
2	921	\$	55.92	5	2017 INK CARTRIDGE HI MIDWEST CO 64753	Office Supplies / Equipment
2	921	\$	32.37	5	2017 INK CARTRIDGE HI MIDWEST CO 64753	Office Supplies / Equipment
2	921	\$	64.75	12	2017 INK CARTRIDGE HI MIDWEST CO 70640	Office Supplies / Equipment
2	921	\$	55.92	12	2017 INK CARTRIDGE HI MIDWEST CO 70640	Office Supplies / Equipment
2	921	\$	32.37	12	2017 INK CARTRIDGE HI MIDWEST CO 70640	Office Supplies / Equipment
2	921	\$	36.97	8	2017 INK CARTRIDGES,W TRI-CENTRA B359125	Office Supplies / Equipment
2	921	\$	31.93	8	2017 INK CARTRIDGES,W TRI-CENTRA B359125	Office Supplies / Equipment
2	921	\$	18.49	8	2017 INK CARTRIDGES,W TRI-CENTRA B359125	Office Supplies / Equipment
2	935.3	\$	12.05	11	2017 INKZALL,DUST PAN HOME LUMBE 39316	Small Tools / Supplies
2	925	\$	57.84	7	2017 INSECT REPELLANT FIRST NATI 06/17 #102	Small Tools / Supplies
2	925	\$	33.09	6	2017 INSECT REPELLANT S & W SUPP 4-617183	Small Tools / Supplies
2	930.4	\$	71.33	7	2017 INTERFACE 2017 C CRAMER CRA 071317	Training / Education
2	930.4	\$	61.60	7	2017 INTERFACE 2017 C CRAMER CRA 071317	Training / Education
2	930.4	\$	35.66	7	2017 INTERFACE 2017 C CRAMER CRA 071317	Training / Education

2	930.4	\$	81.39	8	2017 INTERFACE CYBER FIRST NATI 07/17 CRAIG	Training / Education
2	930.4	\$	70.29	8	2017 INTERFACE CYBER FIRST NATI 07/17 CRAIG	Training / Education
2	930.4	\$	40.69	8	2017 INTERFACE CYBER FIRST NATI 07/17 CRAIG	Training / Education
2	935.2	\$	9.35	1	2017 INTERNET ACCESS CRAMER CRA 010117	Utilities / Telephone
2	935.2	\$	8.08	1	2017 INTERNET ACCESS CRAMER CRA 010117	Utilities / Telephone
2	935.2	\$	4.67	1	2017 INTERNET ACCESS CRAMER CRA 010117	Utilities / Telephone
2	935.2	\$	9.35	2	2017 INTERNET ACCESS CRAMER CRA 020117	Utilities / Telephone
2	935.2	\$	8.08	2	2017 INTERNET ACCESS CRAMER CRA 020117	Utilities / Telephone
2	935.2	\$	4.67	2	2017 INTERNET ACCESS CRAMER CRA 020117	Utilities / Telephone
2	935.2	\$	18.35	3	2017 INTERNET ACCESS CRAMER CRA 030117	Utilities / Telephone
2	935.2	\$	15.85	3	2017 INTERNET ACCESS CRAMER CRA 030117	Utilities / Telephone
2	935.2	\$	9.17	3	2017 INTERNET ACCESS CRAMER CRA 030117	Utilities / Telephone
2	935.2	\$	13.86	4	2017 INTERNET ACCESS CRAMER CRA 040117	Utilities / Telephone
2	935.2	\$	11.97	4	2017 INTERNET ACCESS CRAMER CRA 040117	Utilities / Telephone
2	935.2	\$	6.93	4	2017 INTERNET ACCESS CRAMER CRA 040117	Utilities / Telephone
2	935.2	\$	13.86	5	2017 INTERNET ACCESS CRAMER CRA 050117	Utilities / Telephone
2	935.2	\$	11.97	5	2017 INTERNET ACCESS CRAMER CRA 050117	Utilities / Telephone
2	935.2	\$	6.93	5	2017 INTERNET ACCESS CRAMER CRA 050117	Utilities / Telephone
2	935.2	\$	13.86	6	2017 INTERNET ACCESS CRAMER CRA 060117	Utilities / Telephone
2	935.2	\$	11.97	6	2017 INTERNET ACCESS CRAMER CRA 060117	Utilities / Telephone
2	935.2	\$	6.93	6	2017 INTERNET ACCESS CRAMER CRA 060117	Utilities / Telephone
2	935.2	\$	151.32	5	2017 INVERTERS FOR TR FIRST NATI 04/17 #110	Small Tools / Supplies
2	935.1	\$	8.63	6	2017 IPAD KEYBOARD AMAZON CAP OJN5QP80YF2N	Office Supplies / Equipment
2	935.1	\$	7.46	6	2017 IPAD KEYBOARD AMAZON CAP OJN5QP80YF2N	Office Supplies / Equipment
2	935.1	\$	4.31	6	2017 IPAD KEYBOARD AMAZON CAP OJN5QP80YF2N	Office Supplies / Equipment
2	921	\$	39.60	4	2017 COBANK LTD & FEES PAYMENT	Banking Fees
2	921	\$	79.20	5	2017 COBANK LTD & FEES PAYMENT	Banking Fees
2	921	\$	948.30	6	2017 DISTRIBUTE PREPAID MAINTENANCE	Software
2	921	\$	92.66	6	2017 DISTRIBUTE PREPAID OFFICE SUPPLIES	Software
2	921	\$	605.28	6	2017 DISTRIBUTE PREPAID ST MAINTENANCE	Software
2	921	\$	25.97	12	2017 I-PADS,MIFI VERIZON WI 9797118295	Utilities / Telephone
2	921	\$	52.99	12	2017 I-PADS,MIFI VERIZON WI 9797118295	Utilities / Telephone
2	921	\$	26.40	12	2017 I-PADS,MIFI VERIZON WI 9798920852	Utilities / Telephone
2	921	\$	53.22	12	2017 I-PADS,MIFI VERIZON WI 9798920852	Utilities / Telephone
2	921	\$	62.44	12	2017 I-PADS,MIFI,CRAD VERIZON WI 9797118295	Utilities / Telephone
2	921	\$	62.82	12	2017 I-PADS,MIFI,CRAD VERIZON WI 9798920852	Utilities / Telephone
2	926	\$	550.00	6	2017 JAKE ARNOLD-4TH MERCHANT J 3473	Training / Education
2	926	\$	61.53	5	2017 JAKE COMPANY T-S JF BEAVER 77953	Employee Benefit - Tool Account
2	926	\$	15,561.39	1	2017 JAN 2016 KECHIT	Employee Benefit - Health Insurance
2	926	\$	12,215.01	1	2017 JAN 2016 KECHIT	Employee Benefit - Health Insurance
2	926	\$	12,761.44	1	2017 JAN 2016 KECHIT	Employee Benefit - Health Insurance
2	921	\$	888.49	2	2017 JAN DISPATCH SER COOPERATIV 99234	Utilities / Telephone
2	921	\$	767.34	2	2017 JAN DISPATCH SER COOPERATIV 99234	Utilities / Telephone
2	921	\$	444.25	2	2017 JAN DISPATCH SER COOPERATIV 99234	Utilities / Telephone
2	925	\$	253.40	1	2017 JAN DUES,SUBS,C- KANSAS ELE 133393	Dues - KEC
2	925	\$	218.84	1	2017 JAN DUES,SUBS,C- KANSAS ELE 133393	Dues - KEC
2	925	\$	126.70	1	2017 JAN DUES,SUBS,C- KANSAS ELE 133393	Dues - KEC
2	926	\$	13.20	1	2017 JAN DUES,SUBS,C- KANSAS ELE 133393	Dues - KEC
2	926	\$	11.40	1	2017 JAN DUES,SUBS,C- KANSAS ELE 133393	Dues - KEC
2	926	\$	6.61	1	2017 JAN DUES,SUBS,C- KANSAS ELE 133393	Dues - KEC
2	930.1	\$	(194.20)	1	2017 JAN DUES,SUBS,C- KANSAS ELE 133393	Dues - KEC
2	930.1	\$	(167.72)	1	2017 JAN DUES,SUBS,C- KANSAS ELE 133393	Dues - KEC
2	930.1	\$	(97.10)	1	2017 JAN DUES,SUBS,C- KANSAS ELE 133393	Dues - KEC
2	926	\$	165.00	3	2017 JAN/FEB/MAR FIT FIT THUMB 030617	Employee Benefit - Wellness Program
2	926	\$	142.50	3	2017 JAN/FEB/MAR FIT FIT THUMB 030617	Employee Benefit - Wellness Program
2	926	\$	82.50	3	2017 JAN/FEB/MAR FIT FIT THUMB 030617	Employee Benefit - Wellness Program
2	926	\$	1,113.55	1	2017 JANUARY 17 GROUP NRECA 17011029	Employee Benefit - NRECA Group Benefits
2	926	\$	874.09	1	2017 JANUARY 17 GROUP NRECA 17011029	Employee Benefit - NRECA Group Benefits
2	926	\$	913.19	1	2017 JANUARY 17 GROUP NRECA 17011029	Employee Benefit - NRECA Group Benefits
2	926	\$	125.19	1	2017 JANUARY 17 GROUP NRECA 17011029A	Employee Benefit - NRECA Group Benefits
2	926	\$	98.27	1	2017 JANUARY 17 GROUP NRECA 17011029A	Employee Benefit - NRECA Group Benefits
2	926	\$	102.67	1	2017 JANUARY 17 GROUP NRECA 17011029A	Employee Benefit - NRECA Group Benefits
2	926	\$	18,516.61	1	2017 JANUARY 17 PENSI NRECA 17018370	Employee Benefit - NRECA Pension
2	926	\$	14,534.73	1	2017 JANUARY 17 PENSI NRECA 17018370	Employee Benefit - NRECA Pension
2	926	\$	15,184.82	1	2017 JANUARY 17 PENSI NRECA 17018370	Employee Benefit - NRECA Pension
2	926	\$	467.69	1	2017 JANUARY 17 PENSI NRECA 17018370A	Employee Benefit - NRECA Pension
2	921	\$	68.40	5	2017 COBANK LTD & FEES PAYMENT	Banking Fees
2	921	\$	39.60	5	2017 COBANK LTD & FEES PAYMENT	Banking Fees
2	921	\$	538.23	6	2017 DISTRIBUTE PREPAID MAINTENANCE	Software
2	921	\$	52.59	6	2017 DISTRIBUTE PREPAID OFFICE SUPPLIES	Software
2	921	\$	343.53	6	2017 DISTRIBUTE PREPAID ST MAINTENANCE	Software
2	926	\$	367.11	1	2017 JANUARY 17 PENSI NRECA 17018370A	Employee Benefit - NRECA Pension
2	926	\$	383.53	1	2017 JANUARY 17 PENSI NRECA 17018370A	Employee Benefit - NRECA Pension
2	930.5	\$	132.00	1	2017 JANUARY BOARD ME CROSSLAND 011917	Board Member Per Diem & Mileage
2	930.5	\$	3.56	1	2017 JANUARY BOARD ME CROSSLAND 011917	Board Member Per Diem & Mileage
2	930.5	\$	114.00	1	2017 JANUARY BOARD ME CROSSLAND 011917	Board Member Per Diem & Mileage
2	930.5	\$	3.08	1	2017 JANUARY BOARD ME CROSSLAND 011917	Board Member Per Diem & Mileage
2	930.5	\$	66.00	1	2017 JANUARY BOARD ME CROSSLAND 011917	Board Member Per Diem & Mileage
2	930.5	\$	1.78	1	2017 JANUARY BOARD ME CROSSLAND 011917	Board Member Per Diem & Mileage
2	930.5	\$	132.00	1	2017 JANUARY BOARD ME EVANS LARR 011917	Board Member Per Diem & Mileage
2	930.5	\$	13.66	1	2017 JANUARY BOARD ME EVANS LARR 011917	Board Member Per Diem & Mileage
2	930.5	\$	114.00	1	2017 JANUARY BOARD ME EVANS LARR 011917	Board Member Per Diem & Mileage
2	925	\$	(2,470.54)	6	2017 DISTRIBUTE SAFETY	Safety
2	930.5	\$	11.80	1	2017 JANUARY BOARD ME EVANS LARR 011917	Board Member Per Diem & Mileage
2	930.5	\$	66.00	1	2017 JANUARY BOARD ME EVANS LARR 011917	Board Member Per Diem & Mileage
2	930.5	\$	6.83	1	2017 JANUARY BOARD ME EVANS LARR 011917	Board Member Per Diem & Mileage
2	930.5	\$	132.00	1	2017 JANUARY BOARD ME HOBBS TERR 011917	Board Member Per Diem & Mileage

2	930.5	\$	4.75	1	2017 JANUARY BOARD ME HOBBS TERR 011917	Board Member Per Diem & Mileage
2	930.5	\$	114.00	1	2017 JANUARY BOARD ME HOBBS TERR 011917	Board Member Per Diem & Mileage
2	930.5	\$	4.10	1	2017 JANUARY BOARD ME HOBBS TERR 011917	Board Member Per Diem & Mileage
2	930.5	\$	66.00	1	2017 JANUARY BOARD ME HOBBS TERR 011917	Board Member Per Diem & Mileage
2	930.5	\$	2.38	1	2017 JANUARY BOARD ME HOBBS TERR 011917	Board Member Per Diem & Mileage
2	930.5	\$	132.00	1	2017 JANUARY BOARD ME JOY FRANK 011917	Board Member Per Diem & Mileage
2	930.5	\$	8.32	1	2017 JANUARY BOARD ME JOY FRANK 011917	Board Member Per Diem & Mileage
2	930.5	\$	114.00	1	2017 JANUARY BOARD ME JOY FRANK 011917	Board Member Per Diem & Mileage
2	925	\$	(844.59)	6	2017 DISTRIBUTE SAFETY	Safety
2	930.5	\$	7.18	1	2017 JANUARY BOARD ME JOY FRANK 011917	Board Member Per Diem & Mileage
2	925	\$	(700.06)	6	2017 DISTRIBUTE SAFETY	Safety
2	925	\$	(203.57)	6	2017 DISTRIBUTE SAFETY	Safety
2	925	\$	582.98	6	2017 TRANSPORTATION CLEARING 184.100	Travel
2	925	\$	(1,589.83)	6	2017 DISTRIBUTE SAFETY	Safety
2	930.5	\$	66.00	1	2017 JANUARY BOARD ME JOY FRANK 011917	Board Member Per Diem & Mileage
2	930.5	\$	4.16	1	2017 JANUARY BOARD ME JOY FRANK 011917	Board Member Per Diem & Mileage
2	930.5	\$	132.00	1	2017 JANUARY BOARD ME KELLER MEL 011917	Board Member Per Diem & Mileage
2	930.5	\$	8.55	1	2017 JANUARY BOARD ME KELLER MEL 011917	Board Member Per Diem & Mileage
2	930.5	\$	114.00	1	2017 JANUARY BOARD ME KELLER MEL 011917	Board Member Per Diem & Mileage
2	930.5	\$	7.39	1	2017 JANUARY BOARD ME KELLER MEL 011917	Board Member Per Diem & Mileage
2	930.5	\$	66.00	1	2017 JANUARY BOARD ME KELLER MEL 011917	Board Member Per Diem & Mileage
2	930.5	\$	4.28	1	2017 JANUARY BOARD ME KELLER MEL 011917	Board Member Per Diem & Mileage
2	930.5	\$	132.00	1	2017 JANUARY BOARD ME LUETTERS C 011917	Board Member Per Diem & Mileage
2	930.5	\$	6.65	1	2017 JANUARY BOARD ME LUETTERS C 011917	Board Member Per Diem & Mileage
2	930.5	\$	114.00	1	2017 JANUARY BOARD ME LUETTERS C 011917	Board Member Per Diem & Mileage
2	930.5	\$	5.75	1	2017 JANUARY BOARD ME LUETTERS C 011917	Board Member Per Diem & Mileage
2	930.5	\$	66.00	1	2017 JANUARY BOARD ME LUETTERS C 011917	Board Member Per Diem & Mileage
2	930.5	\$	3.32	1	2017 JANUARY BOARD ME LUETTERS C 011917	Board Member Per Diem & Mileage
2	925	\$	(1,865.83)	6	2017 DISTRIBUTE SAFETY	Safety
2	930.5	\$	132.00	1	2017 JANUARY BOARD ME ROHLEDER S 011917	Board Member Per Diem & Mileage
2	925	\$	(604.60)	6	2017 DISTRIBUTE SAFETY	Safety
2	925	\$	67.39	6	2017 TRANSPORTATION CLEARING 184.200	Travel
2	925	\$	(4,630.06)	6	2017 DISTRIBUTE SAFETY	Safety
2	930.5	\$	6.89	1	2017 JANUARY BOARD ME ROHLEDER S 011917	Board Member Per Diem & Mileage
2	930.5	\$	114.00	1	2017 JANUARY BOARD ME ROHLEDER S 011917	Board Member Per Diem & Mileage
2	930.5	\$	5.95	1	2017 JANUARY BOARD ME ROHLEDER S 011917	Board Member Per Diem & Mileage
2	930.5	\$	66.00	1	2017 JANUARY BOARD ME ROHLEDER S 011917	Board Member Per Diem & Mileage
2	930.5	\$	3.45	1	2017 JANUARY BOARD ME ROHLEDER S 011917	Board Member Per Diem & Mileage
2	930.5	\$	132.00	1	2017 JANUARY BOARD ME SCHAUS RIC 011917	Board Member Per Diem & Mileage
2	930.5	\$	3.33	1	2017 JANUARY BOARD ME SCHAUS RIC 011917	Board Member Per Diem & Mileage
2	930.5	\$	114.00	1	2017 JANUARY BOARD ME SCHAUS RIC 011917	Board Member Per Diem & Mileage
2	930.5	\$	2.87	1	2017 JANUARY BOARD ME SCHAUS RIC 011917	Board Member Per Diem & Mileage
2	925	\$	(882.05)	6	2017 DISTRIBUTE SAFETY	Safety
2	930.5	\$	66.00	1	2017 JANUARY BOARD ME SCHAUS RIC 011917	Board Member Per Diem & Mileage
2	925	\$	(350.03)	6	2017 DISTRIBUTE SAFETY	Safety
2	925	\$	(331.94)	6	2017 DISTRIBUTE SAFETY	Safety
2	925.1	\$	43.84	6	2017 DISTRIBUTE INSURANCE - VEH & GENERAL	Insurance
2	925.1	\$	38.62	6	2017 DISTRIBUTE INSURANCE - VEH & GENERAL	Insurance
2	925.1	\$	21.91	6	2017 DISTRIBUTE INSURANCE - VEH & GENERAL	Insurance
2	930.5	\$	1.66	1	2017 JANUARY BOARD ME SCHAUS RIC 011917	Board Member Per Diem & Mileage
2	930.5	\$	132.00	1	2017 JANUARY BOARD ME WEINHOLD D 011917	Board Member Per Diem & Mileage
2	930.5	\$	23.76	1	2017 JANUARY BOARD ME WEINHOLD D 011917	Board Member Per Diem & Mileage
2	930.5	\$	114.00	1	2017 JANUARY BOARD ME WEINHOLD D 011917	Board Member Per Diem & Mileage
2	930.5	\$	20.52	1	2017 JANUARY BOARD ME WEINHOLD D 011917	Board Member Per Diem & Mileage
2	930.5	\$	66.00	1	2017 JANUARY BOARD ME WEINHOLD D 011917	Board Member Per Diem & Mileage
2	930.5	\$	11.88	1	2017 JANUARY BOARD ME WEINHOLD D 011917	Board Member Per Diem & Mileage
2	926	\$	1,690.24	6	2017 DISTRIBUTE CO CONTRIBUTIONS 401K	Employee Benefit - 401(k) Company Match
2	926	\$	3,285.10	6	2017 DISTRIBUTE NRECA PENSION PREPAY	Employee Benefit - NRECA Pension
2	930.5	\$	132.00	4	2017 JANUARY SUNFLOWE JOY FRANK 012017	Board Member Per Diem & Mileage
2	930.5	\$	1.41	4	2017 JANUARY SUNFLOWE JOY FRANK 012017	Board Member Per Diem & Mileage
2	930.5	\$	114.00	4	2017 JANUARY SUNFLOWE JOY FRANK 012017	Board Member Per Diem & Mileage
2	930.5	\$	1.22	4	2017 JANUARY SUNFLOWE JOY FRANK 012017	Board Member Per Diem & Mileage
2	930.5	\$	66.00	4	2017 JANUARY SUNFLOWE JOY FRANK 012017	Board Member Per Diem & Mileage
2	930.5	\$	0.71	4	2017 JANUARY SUNFLOWE JOY FRANK 012017	Board Member Per Diem & Mileage
2	926	\$	51.78	5	2017 JAY COMPANY T-SH JF BEAVER 77953	Employee Benefit - Tool Account
2	926	\$	236.00	7	2017 JAY SCOTT & GARY CLARA BART 30001651	Employee Benefit - DOT Physical
2	930.42	\$	(25.08)	12	2017 JE TO CORRECT INVOICE 111617 DALE NOV BOARD MTG	Board Member Per Diem & Mileage
2	930.42	\$	(21.66)	12	2017 JE TO CORRECT INVOICE 111617 DALE NOV BOARD MTG	Board Member Per Diem & Mileage
2	926	\$	1,650.23	6	2017 DISTRIBUTE CO CONTRIBUTIONS 401K	Employee Benefit - 401(k) Company Match
2	926	\$	3,207.32	6	2017 DISTRIBUTE NRECA PENSION PREPAY	Employee Benefit - NRECA Pension
2	930.42	\$	(12.54)	12	2017 JE TO CORRECT INVOICE 111617 DALE NOV BOARD MTG	Board Member Per Diem & Mileage
2	926	\$	131.67	6	2017 TRANSPORTATION CLEARING 184.100	Travel
2	926	\$	51.78	5	2017 JERRY COMPANY T- JF BEAVER 77953	Employee Benefit - Tool Account
2	926	\$	55.00	5	2017 JUL/AUG/SEP FIT FIT THUMB 5647	Employee Benefit - Wellness Program
2	926	\$	47.50	5	2017 JUL/AUG/SEP FIT FIT THUMB 5647	Employee Benefit - Wellness Program
2	926	\$	27.50	5	2017 JUL/AUG/SEP FIT FIT THUMB 5647	Employee Benefit - Wellness Program
2	926	\$	94.71	7	2017 JULY 17 GROUP AD NRECA 17071029A	Employee Benefit - NRECA Group Benefits
2	926	\$	92.47	7	2017 JULY 17 GROUP AD NRECA 17071029A	Employee Benefit - NRECA Group Benefits
2	926	\$	106.86	7	2017 JULY 17 GROUP AD NRECA 17071029A	Employee Benefit - NRECA Group Benefits
2	926	\$	808.59	7	2017 JULY 17 GROUP IN NRECA 17071029	Employee Benefit - NRECA Group Benefits
2	926	\$	789.45	7	2017 JULY 17 GROUP IN NRECA 17071029	Employee Benefit - NRECA Group Benefits
2	926	\$	912.30	7	2017 JULY 17 GROUP IN NRECA 17071029	Employee Benefit - NRECA Group Benefits
2	926	\$	1,907.02	6	2017 DISTRIBUTE CO CONTRIBUTIONS 401K	Employee Benefit - 401(k) Company Match
2	926	\$	3,706.40	6	2017 DISTRIBUTE NRECA PENSION PREPAY	Employee Benefit - NRECA Pension
2	926	\$	14,008.80	7	2017 JULY 17 PENSION NRECA 17078370	Employee Benefit - NRECA Pension
2	926	\$	13,677.14	7	2017 JULY 17 PENSION NRECA 17078370	Employee Benefit - NRECA Pension
2	926	\$	15,805.41	7	2017 JULY 17 PENSION NRECA 17078370	Employee Benefit - NRECA Pension

2	926	\$	353.83	7	2017 JULY 17 PENSION NRECA	17078370A	Employee Benefit - NRECA Pension
2	930.1	\$	20.16	6	2017 DISTRIBUTE VACATION		Employee Benefit - Vacation
2	930.1	\$	33.24	6	2017 DISTRIBUTE SAFETY		Safety
2	926	\$	345.45	7	2017 JULY 17 PENSION NRECA	17078370A	Employee Benefit - NRECA Pension
2	926	\$	399.21	7	2017 JULY 17 PENSION NRECA	17078370A	Employee Benefit - NRECA Pension
2	926	\$	8,798.20	7	2017 JULY 2017 KECHIT		Employee Benefit - Health Insurance
2	926	\$	7,732.53	7	2017 JULY 2017 KECHIT		Employee Benefit - Health Insurance
2	926	\$	10,553.96	7	2017 JULY 2017 KECHIT		Employee Benefit - Health Insurance
2	930.5	\$	132.00	7	2017 JULY BOARD MTG	CROSSLAND 072017	Board Member Per Diem & Mileage
2	930.5	\$	114.00	7	2017 JULY BOARD MTG	CROSSLAND 072017	Board Member Per Diem & Mileage
2	930.5	\$	66.00	7	2017 JULY BOARD MTG	CROSSLAND 072017	Board Member Per Diem & Mileage
2	930.1	\$	454.43	6	2017 TRANSPORTATION CLEARING	184.100	Travel
2	930.1	\$	6.14	6	2017 DISTRIBUTE WC INSURANCE		Employee Benefit - Work Comp Insurance
2	930.5	\$	132.00	7	2017 JULY BOARD MTG	EVANS LARR 072017	Board Member Per Diem & Mileage
2	930.5	\$	114.00	7	2017 JULY BOARD MTG	EVANS LARR 072017	Board Member Per Diem & Mileage
2	930.5	\$	66.00	7	2017 JULY BOARD MTG	EVANS LARR 072017	Board Member Per Diem & Mileage
2	930.5	\$	132.00	7	2017 JULY BOARD MTG	HOBBS TERR 072017	Board Member Per Diem & Mileage
2	930.5	\$	114.00	7	2017 JULY BOARD MTG	HOBBS TERR 072017	Board Member Per Diem & Mileage
2	930.5	\$	66.00	7	2017 JULY BOARD MTG	HOBBS TERR 072017	Board Member Per Diem & Mileage
2	930.5	\$	132.00	7	2017 JULY BOARD MTG	JOY FRANK 072017	Board Member Per Diem & Mileage
2	930.5	\$	114.00	7	2017 JULY BOARD MTG	JOY FRANK 072017	Board Member Per Diem & Mileage
2	930.5	\$	66.00	7	2017 JULY BOARD MTG	JOY FRANK 072017	Board Member Per Diem & Mileage
2	930.5	\$	132.00	7	2017 JULY BOARD MTG	KELLER MEL 072017	Board Member Per Diem & Mileage
2	930.5	\$	114.00	7	2017 JULY BOARD MTG	KELLER MEL 072017	Board Member Per Diem & Mileage
2	930.5	\$	66.00	7	2017 JULY BOARD MTG	KELLER MEL 072017	Board Member Per Diem & Mileage
2	930.5	\$	132.00	7	2017 JULY BOARD MTG	LUETTERS C 072017	Board Member Per Diem & Mileage
2	930.5	\$	114.00	7	2017 JULY BOARD MTG	LUETTERS C 072017	Board Member Per Diem & Mileage
2	930.5	\$	66.00	7	2017 JULY BOARD MTG	LUETTERS C 072017	Board Member Per Diem & Mileage
2	930.5	\$	132.00	7	2017 JULY BOARD MTG	ROHLEDER S 072017	Board Member Per Diem & Mileage
2	930.5	\$	114.00	7	2017 JULY BOARD MTG	ROHLEDER S 072017	Board Member Per Diem & Mileage
2	930.5	\$	66.00	7	2017 JULY BOARD MTG	ROHLEDER S 072017	Board Member Per Diem & Mileage
2	930.5	\$	132.00	7	2017 JULY BOARD MTG	SCHAUS RIC 072017	Board Member Per Diem & Mileage
2	930.5	\$	114.00	7	2017 JULY BOARD MTG	SCHAUS RIC 072017	Board Member Per Diem & Mileage
2	930.5	\$	66.00	7	2017 JULY BOARD MTG	SCHAUS RIC 072017	Board Member Per Diem & Mileage
2	930.5	\$	132.00	7	2017 JULY BOARD MTG	WEINHOLD D 072017	Board Member Per Diem & Mileage
2	930.5	\$	114.00	7	2017 JULY BOARD MTG	WEINHOLD D 072017	Board Member Per Diem & Mileage
2	930.2	\$	597.36	6	2017 DISTRIBUTE PROPERTY TAX		Property Tax
2	930.2	\$	68.91	6	2017 DISTRIBUTE INSURANCE - PROP LIAB & UMB		Insurance
2	930.5	\$	66.00	7	2017 JULY BOARD MTG	WEINHOLD D 072017	Board Member Per Diem & Mileage
2	930.2	\$	526.24	6	2017 DISTRIBUTE PROPERTY TAX		Property Tax
2	930.2	\$	60.71	6	2017 DISTRIBUTE INSURANCE - PROP LIAB & UMB		Insurance
2	930.5	\$	3.53	7	2017 JULY BOARD MTG M CROSSLAND	072017	Board Member Per Diem & Mileage
2	930.2	\$	298.68	6	2017 DISTRIBUTE PROPERTY TAX		Property Tax
2	930.2	\$	34.45	6	2017 DISTRIBUTE INSURANCE - PROP LIAB & UMB		Insurance
2	930.4	\$	110.46	6	2017 DISTRIBUTE VACATION		Employee Benefit - Vacation
2	930.4	\$	182.16	6	2017 DISTRIBUTE SAFETY		Safety
2	930.5	\$	3.05	7	2017 JULY BOARD MTG M CROSSLAND	072017	Board Member Per Diem & Mileage
2	930.5	\$	1.77	7	2017 JULY BOARD MTG M CROSSLAND	072017	Board Member Per Diem & Mileage
2	930.5	\$	13.54	7	2017 JULY BOARD MTG M EVANS LARR	072017	Board Member Per Diem & Mileage
2	930.5	\$	11.69	7	2017 JULY BOARD MTG M EVANS LARR	072017	Board Member Per Diem & Mileage
2	930.4	\$	0.10	6	2017 TRANSPORTATION CLEARING	184.300	Travel
2	930.4	\$	14.09	6	2017 DISTRIBUTE INSURANCE - DOM		Insurance - DOM
2	930.4	\$	33.62	6	2017 DISTRIBUTE WC INSURANCE		Employee Benefit - Work Comp Insurance
2	930.4	\$	75.42	6	2017 DISTRIBUTE VACATION		Employee Benefit - Vacation
2	930.4	\$	122.61	6	2017 DISTRIBUTE SAFETY		Safety
2	930.5	\$	6.77	7	2017 JULY BOARD MTG M EVANS LARR	072017	Board Member Per Diem & Mileage
2	930.5	\$	4.71	7	2017 JULY BOARD MTG M HOBBS TERR	072017	Board Member Per Diem & Mileage
2	930.5	\$	4.07	7	2017 JULY BOARD MTG M HOBBS TERR	072017	Board Member Per Diem & Mileage
2	930.5	\$	2.35	7	2017 JULY BOARD MTG M HOBBS TERR	072017	Board Member Per Diem & Mileage
2	930.4	\$	0.09	6	2017 TRANSPORTATION CLEARING	184.300	Travel
2	930.4	\$	12.41	6	2017 DISTRIBUTE INSURANCE - DOM		Insurance - DOM
2	930.4	\$	22.96	6	2017 DISTRIBUTE WC INSURANCE		Employee Benefit - Work Comp Insurance
2	930.4	\$	33.03	6	2017 DISTRIBUTE VACATION		Employee Benefit - Vacation
2	930.4	\$	70.89	6	2017 DISTRIBUTE SAFETY		Safety
2	930.5	\$	8.24	7	2017 JULY BOARD MTG M JOY FRANK	072017	Board Member Per Diem & Mileage
2	930.5	\$	7.12	7	2017 JULY BOARD MTG M JOY FRANK	072017	Board Member Per Diem & Mileage
2	930.5	\$	4.11	7	2017 JULY BOARD MTG M JOY FRANK	072017	Board Member Per Diem & Mileage
2	930.5	\$	8.47	7	2017 JULY BOARD MTG M KELLER MEL	072017	Board Member Per Diem & Mileage
2	930.5	\$	7.32	7	2017 JULY BOARD MTG M KELLER MEL	072017	Board Member Per Diem & Mileage
2	930.4	\$	0.05	6	2017 TRANSPORTATION CLEARING	184.300	Travel
2	930.4	\$	7.04	6	2017 DISTRIBUTE INSURANCE - DOM		Insurance - DOM
2	930.4	\$	10.05	6	2017 DISTRIBUTE WC INSURANCE		Employee Benefit - Work Comp Insurance
2	930.41	\$	63.34	6	2017 DISTRIBUTE VACATION		Employee Benefit - Vacation
2	930.41	\$	104.45	6	2017 DISTRIBUTE SAFETY		Safety
2	930.41	\$	340.82	6	2017 TRANSPORTATION CLEARING	184.100	Travel
2	930.41	\$	19.28	6	2017 DISTRIBUTE WC INSURANCE		Employee Benefit - Work Comp Insurance
2	930.5	\$	4.24	7	2017 JULY BOARD MTG M KELLER MEL	072017	Board Member Per Diem & Mileage
2	930.5	\$	6.59	7	2017 JULY BOARD MTG M LUETTERS C	072017	Board Member Per Diem & Mileage
2	930.5	\$	5.69	7	2017 JULY BOARD MTG M LUETTERS C	072017	Board Member Per Diem & Mileage
2	930.5	\$	3.30	7	2017 JULY BOARD MTG M LUETTERS C	072017	Board Member Per Diem & Mileage
2	930.5	\$	6.83	7	2017 JULY BOARD MTG M ROHLEDER S	072017	Board Member Per Diem & Mileage
2	930.5	\$	5.90	7	2017 JULY BOARD MTG M ROHLEDER S	072017	Board Member Per Diem & Mileage
2	930.5	\$	3.41	7	2017 JULY BOARD MTG M ROHLEDER S	072017	Board Member Per Diem & Mileage
2	930.5	\$	3.30	7	2017 JULY BOARD MTG M SCHAUS RIC	072017	Board Member Per Diem & Mileage
2	930.5	\$	2.85	7	2017 JULY BOARD MTG M SCHAUS RIC	072017	Board Member Per Diem & Mileage
2	930.41	\$	49.97	6	2017 DISTRIBUTE VACATION		Employee Benefit - Vacation
2	930.41	\$	81.24	6	2017 DISTRIBUTE SAFETY		Safety

2	930.41	\$	555.29	6	2017 TRANSPORTATION CLEARING 184.100	Travel
2	930.41	\$	15.21	6	2017 DISTRIBUTE WC INSURANCE	Employee Benefit - Work Comp Insurance
2	930.5	\$	1.64	7	2017 JULY BOARD MTG M SCHAUS RIC 072017	Board Member Per Diem & Mileage
2	930.5	\$	23.54	7	2017 JULY BOARD MTG M WEINHOLD D 072017	Board Member Per Diem & Mileage
2	930.5	\$	20.33	7	2017 JULY BOARD MTG M WEINHOLD D 072017	Board Member Per Diem & Mileage
2	930.5	\$	11.77	7	2017 JULY BOARD MTG M WEINHOLD D 072017	Board Member Per Diem & Mileage
2	935.1	\$	249.14	8	2017 JULY COMMAND CEN LANDIS+GYR 90247885	Software
2	935.1	\$	215.17	8	2017 JULY COMMAND CEN LANDIS+GYR 90247885	Software
2	935.1	\$	124.57	8	2017 JULY COMMAND CEN LANDIS+GYR 90247885	Software
2	921	\$	619.15	8	2017 JULY DISPATCH SE COOPERATIV 102296	Utilities / Telephone
2	921	\$	534.72	8	2017 JULY DISPATCH SE COOPERATIV 102296	Utilities / Telephone
2	930.41	\$	54.34	6	2017 DISTRIBUTE VACATION	Employee Benefit - Vacation
2	930.41	\$	116.60	6	2017 DISTRIBUTE SAFETY	Safety
2	930.41	\$	347.82	6	2017 TRANSPORTATION CLEARING 184.100	Travel
2	930.41	\$	16.54	6	2017 DISTRIBUTE WC INSURANCE	Employee Benefit - Work Comp Insurance
2	921	\$	309.59	8	2017 JULY DISPATCH SE COOPERATIV 102296	Utilities / Telephone
2	925	\$	700.06	7	2017 JULY DUES,SUBS,C KANSAS ELE 134302	Dues - KEC
2	925	\$	604.60	7	2017 JULY DUES,SUBS,C KANSAS ELE 134302	Dues - KEC
2	925	\$	350.03	7	2017 JULY DUES,SUBS,C KANSAS ELE 134302	Dues - KEC
2	926	\$	13.23	7	2017 JULY DUES,SUBS,C KANSAS ELE 134302	Dues - KEC
2	926	\$	11.42	7	2017 JULY DUES,SUBS,C KANSAS ELE 134302	Dues - KEC
2	926	\$	6.61	7	2017 JULY DUES,SUBS,C KANSAS ELE 134302	Dues - KEC
2	930.1	\$	550.22	7	2017 JULY DUES,SUBS,C KANSAS ELE 134302	Dues - KEC
2	930.1	\$	475.19	7	2017 JULY DUES,SUBS,C KANSAS ELE 134302	Dues - KEC
2	930.1	\$	275.11	7	2017 JULY DUES,SUBS,C KANSAS ELE 134302	Dues - KEC
2	926	\$	55.00	7	2017 JULY FIT THUMB F FIT THUMB 5751	Employee Benefit - Wellness Program
2	926	\$	47.50	7	2017 JULY FIT THUMB F FIT THUMB 5751	Employee Benefit - Wellness Program
2	926	\$	27.50	7	2017 JULY FIT THUMB F FIT THUMB 5751	Employee Benefit - Wellness Program
2	930.5	\$	132.00	8	2017 JULY SUNFLOWER B JOY FRANK 072117	Board Member Per Diem & Mileage
2	930.5	\$	1.41	8	2017 JULY SUNFLOWER B JOY FRANK 072117	Board Member Per Diem & Mileage
2	930.5	\$	114.00	8	2017 JULY SUNFLOWER B JOY FRANK 072117	Board Member Per Diem & Mileage
2	930.5	\$	1.22	8	2017 JULY SUNFLOWER B JOY FRANK 072117	Board Member Per Diem & Mileage
2	930.5	\$	66.00	8	2017 JULY SUNFLOWER B JOY FRANK 072117	Board Member Per Diem & Mileage
2	930.5	\$	0.71	8	2017 JULY SUNFLOWER B JOY FRANK 072117	Board Member Per Diem & Mileage
2	921	\$	707.13	7	2017 JUN DISPATCH SER COOPERATIV 101791	Utilities / Telephone
2	921	\$	610.70	7	2017 JUN DISPATCH SER COOPERATIV 101791	Utilities / Telephone
2	921	\$	353.56	7	2017 JUN DISPATCH SER COOPERATIV 101791	Utilities / Telephone
2	926	\$	55.00	6	2017 JUN FIT THUMB FE FIT THUMB 5694	Employee Benefit - Wellness Program
2	926	\$	47.50	6	2017 JUN FIT THUMB FE FIT THUMB 5694	Employee Benefit - Wellness Program
2	926	\$	27.50	6	2017 JUN FIT THUMB FE FIT THUMB 5694	Employee Benefit - Wellness Program
2	926	\$	74.78	6	2017 JUNE 17 GROUP AD NRECA 17061029A	Employee Benefit - NRECA Group Benefits
2	926	\$	65.73	6	2017 JUNE 17 GROUP AD NRECA 17061029A	Employee Benefit - NRECA Group Benefits
2	926	\$	89.71	6	2017 JUNE 17 GROUP AD NRECA 17061029A	Employee Benefit - NRECA Group Benefits
2	926	\$	638.43	6	2017 JUNE 17 GROUP IN NRECA 17061029	Employee Benefit - NRECA Group Benefits
2	926	\$	561.10	6	2017 JUNE 17 GROUP IN NRECA 17061029	Employee Benefit - NRECA Group Benefits
2	926	\$	765.85	6	2017 JUNE 17 GROUP IN NRECA 17061029	Employee Benefit - NRECA Group Benefits
2	926	\$	10,909.38	6	2017 JUNE 17 PENSION NRECA 17068369	Employee Benefit - NRECA Pension
2	926	\$	9,588.00	6	2017 JUNE 17 PENSION NRECA 17068369	Employee Benefit - NRECA Pension
2	926	\$	13,086.46	6	2017 JUNE 17 PENSION NRECA 17068369	Employee Benefit - NRECA Pension
2	930.5	\$	126.79	6	2017 DISTRIBUTE INSURANCE - DOM	Insurance - DOM
2	926	\$	275.55	6	2017 JUNE 17 PENSION NRECA 17068369A	Employee Benefit - NRECA Pension
2	926	\$	242.17	6	2017 JUNE 17 PENSION NRECA 17068369A	Employee Benefit - NRECA Pension
2	926	\$	330.53	6	2017 JUNE 17 PENSION NRECA 17068369A	Employee Benefit - NRECA Pension
2	926	\$	17,715.88	6	2017 JUNE 2017 KECHIT	Employee Benefit - Health Insurance
2	926	\$	15,514.40	6	2017 JUNE 2017 KECHIT	Employee Benefit - Health Insurance
2	926	\$	13,659.24	6	2017 JUNE 2017 KECHIT	Employee Benefit - Health Insurance
2	930.5	\$	132.00	6	2017 JUNE BOARD MTG CROSSLAND 060717	Board Member Per Diem & Mileage
2	930.5	\$	114.00	6	2017 JUNE BOARD MTG CROSSLAND 060717	Board Member Per Diem & Mileage
2	930.5	\$	66.00	6	2017 JUNE BOARD MTG CROSSLAND 060717	Board Member Per Diem & Mileage
2	930.5	\$	132.00	6	2017 JUNE BOARD MTG EVANS LARR 060717	Board Member Per Diem & Mileage
2	930.5	\$	114.00	6	2017 JUNE BOARD MTG EVANS LARR 060717	Board Member Per Diem & Mileage
2	930.5	\$	66.00	6	2017 JUNE BOARD MTG EVANS LARR 060717	Board Member Per Diem & Mileage
2	930.5	\$	132.00	6	2017 JUNE BOARD MTG HOBBS TERR 060717	Board Member Per Diem & Mileage
2	930.5	\$	114.00	6	2017 JUNE BOARD MTG HOBBS TERR 060717	Board Member Per Diem & Mileage
2	930.5	\$	66.00	6	2017 JUNE BOARD MTG HOBBS TERR 060717	Board Member Per Diem & Mileage
2	930.5	\$	132.00	6	2017 JUNE BOARD MTG JOY FRANK 060717	Board Member Per Diem & Mileage
2	930.5	\$	114.00	6	2017 JUNE BOARD MTG JOY FRANK 060717	Board Member Per Diem & Mileage
2	930.5	\$	66.00	6	2017 JUNE BOARD MTG JOY FRANK 060717	Board Member Per Diem & Mileage
2	930.5	\$	132.00	6	2017 JUNE BOARD MTG KELLER MEL 060717	Board Member Per Diem & Mileage
2	930.5	\$	111.70	6	2017 DISTRIBUTE INSURANCE - DOM	Insurance - DOM
2	930.5	\$	114.00	6	2017 JUNE BOARD MTG KELLER MEL 060717	Board Member Per Diem & Mileage
2	930.5	\$	66.00	6	2017 JUNE BOARD MTG KELLER MEL 060717	Board Member Per Diem & Mileage
2	930.5	\$	132.00	6	2017 JUNE BOARD MTG LUETTERS C 060717	Board Member Per Diem & Mileage
2	930.5	\$	114.00	6	2017 JUNE BOARD MTG LUETTERS C 060717	Board Member Per Diem & Mileage
2	930.5	\$	66.00	6	2017 JUNE BOARD MTG LUETTERS C 060717	Board Member Per Diem & Mileage
2	930.5	\$	132.00	6	2017 JUNE BOARD MTG ROHLEDER S 060717	Board Member Per Diem & Mileage
2	930.5	\$	114.00	6	2017 JUNE BOARD MTG ROHLEDER S 060717	Board Member Per Diem & Mileage
2	930.5	\$	66.00	6	2017 JUNE BOARD MTG ROHLEDER S 060717	Board Member Per Diem & Mileage
2	930.5	\$	132.00	6	2017 JUNE BOARD MTG SCHAUS RIC 060717	Board Member Per Diem & Mileage
2	930.5	\$	114.00	6	2017 JUNE BOARD MTG SCHAUS RIC 060717	Board Member Per Diem & Mileage
2	930.5	\$	66.00	6	2017 JUNE BOARD MTG SCHAUS RIC 060717	Board Member Per Diem & Mileage
2	930.5	\$	132.00	6	2017 JUNE BOARD MTG WEINHOLD D 060717	Board Member Per Diem & Mileage
2	930.5	\$	114.00	6	2017 JUNE BOARD MTG WEINHOLD D 060717	Board Member Per Diem & Mileage
2	930.5	\$	66.00	6	2017 JUNE BOARD MTG WEINHOLD D 060717	Board Member Per Diem & Mileage
2	930.5	\$	3.53	6	2017 JUNE BOARD MTG M CROSSLAND 060717	Board Member Per Diem & Mileage
2	930.5	\$	3.05	6	2017 JUNE BOARD MTG M CROSSLAND 060717	Board Member Per Diem & Mileage
2	930.5	\$	1.77	6	2017 JUNE BOARD MTG M CROSSLAND 060717	Board Member Per Diem & Mileage



2	930.5	\$	13.54	6	2017 JUNE BOARD MTG M EVANS LARR 060717	Board Member Per Diem & Mileage
2	930.5	\$	11.69	6	2017 JUNE BOARD MTG M EVANS LARR 060717	Board Member Per Diem & Mileage
2	930.5	\$	63.39	6	2017 DISTRIBUTE INSURANCE - DOM	Insurance - DOM
2	935	\$	6.35	6	2017 DISTRIBUTE VACATION	Employee Benefit - Vacation
2	930.5	\$	6.77	6	2017 JUNE BOARD MTG M EVANS LARR 060717	Board Member Per Diem & Mileage
2	935	\$	10.48	6	2017 DISTRIBUTE SAFETY	Safety
2	935	\$	1.93	6	2017 DISTRIBUTE WC INSURANCE	Employee Benefit - Work Comp Insurance
2	935	\$	34.73	6	2017 DISTRIBUTE VACATION	Employee Benefit - Vacation
2	935	\$	56.46	6	2017 DISTRIBUTE SAFETY	Safety
2	935	\$	592.50	6	2017 TRANSPORTATION CLEARING 184.100	Travel
2	935	\$	10.57	6	2017 DISTRIBUTE WC INSURANCE	Employee Benefit - Work Comp Insurance
2	935	\$	3.06	6	2017 DISTRIBUTE VACATION	Employee Benefit - Vacation
2	930.5	\$	4.71	6	2017 JUNE BOARD MTG M HOBBS TERR 060717	Board Member Per Diem & Mileage
2	935	\$	6.56	6	2017 DISTRIBUTE SAFETY	Safety
2	935	\$	0.93	6	2017 DISTRIBUTE WC INSURANCE	Employee Benefit - Work Comp Insurance
2	935.1	\$	138.59	6	2017 DISTRIBUTE VACATION	Employee Benefit - Vacation
2	930.5	\$	4.07	6	2017 JUNE BOARD MTG M HOBBS TERR 060717	Board Member Per Diem & Mileage
2	935.1	\$	228.53	6	2017 DISTRIBUTE SAFETY	Safety
2	930.5	\$	2.35	6	2017 JUNE BOARD MTG M HOBBS TERR 060717	Board Member Per Diem & Mileage
2	930.5	\$	8.24	6	2017 JUNE BOARD MTG M JOY FRANK 060717	Board Member Per Diem & Mileage
2	930.5	\$	7.12	6	2017 JUNE BOARD MTG M JOY FRANK 060717	Board Member Per Diem & Mileage
2	930.5	\$	4.11	6	2017 JUNE BOARD MTG M JOY FRANK 060717	Board Member Per Diem & Mileage
2	930.5	\$	8.47	6	2017 JUNE BOARD MTG M KELLER MEL 060717	Board Member Per Diem & Mileage
2	930.5	\$	7.32	6	2017 JUNE BOARD MTG M KELLER MEL 060717	Board Member Per Diem & Mileage
2	930.5	\$	4.24	6	2017 JUNE BOARD MTG M KELLER MEL 060717	Board Member Per Diem & Mileage
2	930.5	\$	6.59	6	2017 JUNE BOARD MTG M LUETTERS C 060717	Board Member Per Diem & Mileage
2	930.5	\$	5.69	6	2017 JUNE BOARD MTG M LUETTERS C 060717	Board Member Per Diem & Mileage
2	930.5	\$	3.30	6	2017 JUNE BOARD MTG M LUETTERS C 060717	Board Member Per Diem & Mileage
2	930.5	\$	6.83	6	2017 JUNE BOARD MTG M ROHLER S 060717	Board Member Per Diem & Mileage
2	930.5	\$	5.90	6	2017 JUNE BOARD MTG M ROHLER S 060717	Board Member Per Diem & Mileage
2	930.5	\$	3.41	6	2017 JUNE BOARD MTG M ROHLER S 060717	Board Member Per Diem & Mileage
2	930.5	\$	3.30	6	2017 JUNE BOARD MTG M SCHAUS RIC 060717	Board Member Per Diem & Mileage
2	930.5	\$	2.85	6	2017 JUNE BOARD MTG M SCHAUS RIC 060717	Board Member Per Diem & Mileage
2	930.5	\$	1.64	6	2017 JUNE BOARD MTG M SCHAUS RIC 060717	Board Member Per Diem & Mileage
2	930.5	\$	23.54	6	2017 JUNE BOARD MTG M WEINHOLD D 060717	Board Member Per Diem & Mileage
2	930.5	\$	20.33	6	2017 JUNE BOARD MTG M WEINHOLD D 060717	Board Member Per Diem & Mileage
2	930.5	\$	11.77	6	2017 JUNE BOARD MTG M WEINHOLD D 060717	Board Member Per Diem & Mileage
2	925	\$	700.06	6	2017 JUNE DUES,SUBS,C KANSAS ELE 134117	Dues - KEC
2	925	\$	604.60	6	2017 JUNE DUES,SUBS,C KANSAS ELE 134117	Dues - KEC
2	925	\$	350.03	6	2017 JUNE DUES,SUBS,C KANSAS ELE 134117	Dues - KEC
2	935.1	\$	42.18	6	2017 DISTRIBUTE WC INSURANCE	Employee Benefit - Work Comp Insurance
2	935.1	\$	116.51	6	2017 DISTRIBUTE VACATION	Employee Benefit - Vacation
2	926	\$	13.21	6	2017 JUNE DUES,SUBS,C KANSAS ELE 134117	Dues - KEC
2	935.1	\$	189.39	6	2017 DISTRIBUTE SAFETY	Safety
2	926	\$	11.41	6	2017 JUNE DUES,SUBS,C KANSAS ELE 134117	Dues - KEC
2	926	\$	6.61	6	2017 JUNE DUES,SUBS,C KANSAS ELE 134117	Dues - KEC
2	930.1	\$	550.23	6	2017 JUNE DUES,SUBS,C KANSAS ELE 134117	Dues - KEC
2	930.1	\$	475.20	6	2017 JUNE DUES,SUBS,C KANSAS ELE 134117	Dues - KEC
2	930.1	\$	275.12	6	2017 JUNE DUES,SUBS,C KANSAS ELE 134117	Dues - KEC
2	926	\$	62.68	5	2017 KALEB COMPANY T-JF BEAVER 77953	Employee Benefit - Tool Account
2	930.4	\$	70.86	12	2017 KC CYBER SECURIT CRAMER CRA 120717	Training / Education
2	930.4	\$	61.20	12	2017 KC CYBER SECURIT CRAMER CRA 120717	Training / Education
2	930.4	\$	35.42	12	2017 KC CYBER SECURIT CRAMER CRA 120717	Training / Education
2	930.4	\$	33.00	12	2017 KC CYBER SECURIT FIRST NATI 11/17 CRAIG	Training / Education
2	930.4	\$	28.50	12	2017 KC CYBER SECURIT FIRST NATI 11/17 CRAIG	Training / Education
2	930.4	\$	16.50	12	2017 KC CYBER SECURIT FIRST NATI 11/17 CRAIG	Training / Education
2	930.4	\$	34.80	12	2017 KC CYBER SECURIT FIRST NATI 12/17 CRAIG	Training / Education
2	930.4	\$	30.06	12	2017 KC CYBER SECURIT FIRST NATI 12/17 CRAIG	Training / Education
2	930.4	\$	17.40	12	2017 KC CYBER SECURIT FIRST NATI 12/17 CRAIG	Training / Education
2	928	\$	45.79	4	2017 KCC Q1 2017 ASSE KANSAS COR 2017002382	KCC Quarterly Assessments
2	928	\$	40.34	4	2017 KCC Q1 2017 ASSE KANSAS COR 2017002382	KCC Quarterly Assessments
2	928	\$	22.90	4	2017 KCC Q1 2017 ASSE KANSAS COR 2017002382	KCC Quarterly Assessments
2	928	\$	99.90	7	2017 KCC Q2 2017 ASSE KANSAS COR 2018000286	KCC Quarterly Assessments
2	935.1	\$	35.46	6	2017 DISTRIBUTE WC INSURANCE	Employee Benefit - Work Comp Insurance
2	935.1	\$	71.51	6	2017 DISTRIBUTE VACATION	Employee Benefit - Vacation
2	935.1	\$	153.44	6	2017 DISTRIBUTE SAFETY	Safety
2	928	\$	54.47	10	2017 KCC Q3 2017 ASSE KANSAS COR 2018001064	KCC Quarterly Assessments
2	928	\$	47.99	10	2017 KCC Q3 2017 ASSE KANSAS COR 2018001064	KCC Quarterly Assessments
2	928	\$	27.23	10	2017 KCC Q3 2017 ASSE KANSAS COR 2018001064	KCC Quarterly Assessments
2	928	\$	61.61	1	2017 KCC Q4 2016 ASSE KANSAS COR 2017001743	KCC Quarterly Assessments
2	928	\$	55.01	1	2017 KCC Q4 2016 ASSE KANSAS COR 2017001743	KCC Quarterly Assessments
2	928	\$	32.06	1	2017 KCC Q4 2016 ASSE KANSAS COR 2017001743	KCC Quarterly Assessments
2	930.42	\$	330.00	2	2017 KEC ANNUAL MTG-T CROSSLAND 012417	Board Member KEC Meeting Per Diem & Mileage
2	930.42	\$	120.67	2	2017 KEC ANNUAL MTG-T CROSSLAND 012417	Board Member KEC Meeting Per Diem & Mileage
2	930.42	\$	285.00	2	2017 KEC ANNUAL MTG-T CROSSLAND 012417	Board Member KEC Meeting Per Diem & Mileage
2	930.42	\$	104.21	2	2017 KEC ANNUAL MTG-T CROSSLAND 012417	Board Member KEC Meeting Per Diem & Mileage
2	930.42	\$	165.00	2	2017 KEC ANNUAL MTG-T CROSSLAND 012417	Board Member KEC Meeting Per Diem & Mileage
2	930.42	\$	60.33	2	2017 KEC ANNUAL MTG-T CROSSLAND 012417	Board Member KEC Meeting Per Diem & Mileage
2	930.42	\$	330.00	2	2017 KEC ANNUAL MTG-T EVANS LARR 012417	Board Member KEC Meeting Per Diem & Mileage
2	930.42	\$	132.32	2	2017 KEC ANNUAL MTG-T EVANS LARR 012417	Board Member KEC Meeting Per Diem & Mileage
2	930.42	\$	285.00	2	2017 KEC ANNUAL MTG-T EVANS LARR 012417	Board Member KEC Meeting Per Diem & Mileage
2	930.42	\$	114.27	2	2017 KEC ANNUAL MTG-T EVANS LARR 012417	Board Member KEC Meeting Per Diem & Mileage
2	930.42	\$	165.00	2	2017 KEC ANNUAL MTG-T EVANS LARR 012417	Board Member KEC Meeting Per Diem & Mileage
2	930.42	\$	66.16	2	2017 KEC ANNUAL MTG-T EVANS LARR 012417	Board Member KEC Meeting Per Diem & Mileage
2	930.4	\$	59.20	3	2017 KEC ANNUAL MTG-T FIRST NATI 02/17 DARRIN	Board Member KEC Meeting Per Diem & Mileage
2	930.4	\$	51.13	3	2017 KEC ANNUAL MTG-T FIRST NATI 02/17 DARRIN	Board Member KEC Meeting Per Diem & Mileage
2	930.4	\$	29.61	3	2017 KEC ANNUAL MTG-T FIRST NATI 02/17 DARRIN	Board Member KEC Meeting Per Diem & Mileage

2	930.42	\$	330.00	2	2017	KEC ANNUAL MTG-T HOBBS TERR 012417	Board Member KEC Meeting Per Diem & Mileage
2	930.42	\$	124.78	2	2017	KEC ANNUAL MTG-T HOBBS TERR 012417	Board Member KEC Meeting Per Diem & Mileage
2	935.1	\$	21.76	6	2017	DISTRIBUTE WC INSURANCE	Employee Benefit - Work Comp Insurance
2	930.42	\$	285.00	2	2017	KEC ANNUAL MTG-T HOBBS TERR 012417	Board Member KEC Meeting Per Diem & Mileage
2	930.42	\$	107.77	2	2017	KEC ANNUAL MTG-T HOBBS TERR 012417	Board Member KEC Meeting Per Diem & Mileage
2	930.42	\$	165.00	2	2017	KEC ANNUAL MTG-T HOBBS TERR 012417	Board Member KEC Meeting Per Diem & Mileage
2	930.42	\$	62.39	2	2017	KEC ANNUAL MTG-T HOBBS TERR 012417	Board Member KEC Meeting Per Diem & Mileage
2	930.42	\$	330.00	2	2017	KEC ANNUAL MTG-T JOY FRANK 012417	Board Member KEC Meeting Per Diem & Mileage
2	930.42	\$	114.66	2	2017	KEC ANNUAL MTG-T JOY FRANK 012417	Board Member KEC Meeting Per Diem & Mileage
2	930.42	\$	285.00	2	2017	KEC ANNUAL MTG-T JOY FRANK 012417	Board Member KEC Meeting Per Diem & Mileage
2	930.42	\$	99.03	2	2017	KEC ANNUAL MTG-T JOY FRANK 012417	Board Member KEC Meeting Per Diem & Mileage
2	930.42	\$	165.00	2	2017	KEC ANNUAL MTG-T JOY FRANK 012417	Board Member KEC Meeting Per Diem & Mileage
2	930.42	\$	57.33	2	2017	KEC ANNUAL MTG-T JOY FRANK 012417	Board Member KEC Meeting Per Diem & Mileage
2	930.4	\$	51.15	2	2017	KEC ANNUAL MTG-T KANSAS ELE 133613	Board Member KEC Meeting Per Diem & Mileage
2	930.4	\$	44.18	2	2017	KEC ANNUAL MTG-T KANSAS ELE 133613	Board Member KEC Meeting Per Diem & Mileage
2	930.4	\$	25.57	2	2017	KEC ANNUAL MTG-T KANSAS ELE 133613	Board Member KEC Meeting Per Diem & Mileage
2	930.42	\$	409.20	2	2017	KEC ANNUAL MTG-T KANSAS ELE 133613	Board Member KEC Meeting Per Diem & Mileage
2	930.42	\$	353.40	2	2017	KEC ANNUAL MTG-T KANSAS ELE 133613	Board Member KEC Meeting Per Diem & Mileage
2	935.3	\$	215.74	6	2017	DISTRIBUTE VACATION	Employee Benefit - Vacation
2	930.42	\$	204.60	2	2017	KEC ANNUAL MTG-T KANSAS ELE 133613	Board Member KEC Meeting Per Diem & Mileage
2	930.42	\$	330.00	2	2017	KEC ANNUAL MTG-T LUETTERS C 012417	Board Member KEC Meeting Per Diem & Mileage
2	935.3	\$	355.77	6	2017	DISTRIBUTE SAFETY	Safety
2	935.3	\$	115.73	6	2017	TRANSPORTATION CLEARING 184.200	Travel
2	935.3	\$	65.66	6	2017	DISTRIBUTE WC INSURANCE	Employee Benefit - Work Comp Insurance
2	930.42	\$	109.67	2	2017	KEC ANNUAL MTG-T LUETTERS C 012417	Board Member KEC Meeting Per Diem & Mileage
2	930.42	\$	285.00	2	2017	KEC ANNUAL MTG-T LUETTERS C 012417	Board Member KEC Meeting Per Diem & Mileage
2	935.3	\$	42.52	6	2017	DISTRIBUTE VACATION	Employee Benefit - Vacation
2	930.42	\$	94.72	2	2017	KEC ANNUAL MTG-T LUETTERS C 012417	Board Member KEC Meeting Per Diem & Mileage
2	930.42	\$	165.00	2	2017	KEC ANNUAL MTG-T LUETTERS C 012417	Board Member KEC Meeting Per Diem & Mileage
2	930.42	\$	54.83	2	2017	KEC ANNUAL MTG-T LUETTERS C 012417	Board Member KEC Meeting Per Diem & Mileage
2	935.3	\$	69.11	6	2017	DISTRIBUTE SAFETY	Safety
2	935.3	\$	12.94	6	2017	DISTRIBUTE WC INSURANCE	Employee Benefit - Work Comp Insurance
2	930.42	\$	594.00	2	2017	KEC ANNUAL MTG-T ROHLEDER S 012417	Board Member KEC Meeting Per Diem & Mileage
2	935.3	\$	22.18	6	2017	DISTRIBUTE VACATION	Employee Benefit - Vacation
2	930.42	\$	178.58	2	2017	KEC ANNUAL MTG-T ROHLEDER S 012417	Board Member KEC Meeting Per Diem & Mileage
2	930.42	\$	513.00	2	2017	KEC ANNUAL MTG-T ROHLEDER S 012417	Board Member KEC Meeting Per Diem & Mileage
2	930.42	\$	154.23	2	2017	KEC ANNUAL MTG-T ROHLEDER S 012417	Board Member KEC Meeting Per Diem & Mileage
2	935.3	\$	47.60	6	2017	DISTRIBUTE SAFETY	Safety
2	935.3	\$	6.75	6	2017	DISTRIBUTE WC INSURANCE	Employee Benefit - Work Comp Insurance
2	920	\$	422.89	7	2017	DISTRIBUTE VACATION	Employee Benefit - Vacation
2	920	\$	670.64	7	2017	DISTRIBUTE SAFETY	Safety
2	920	\$	4.02	7	2017	TRANSPORTATION CLEARING 184.300	Travel
2	920	\$	100.88	7	2017	DISTRIBUTE WC INSURANCE	Employee Benefit - Work Comp Insurance
2	920	\$	361.15	7	2017	DISTRIBUTE VACATION	Employee Benefit - Vacation
2	920	\$	332.19	7	2017	DISTRIBUTE SAFETY	Safety
2	920	\$	3.55	7	2017	TRANSPORTATION CLEARING 184.300	Travel
2	920	\$	86.15	7	2017	DISTRIBUTE WC INSURANCE	Employee Benefit - Work Comp Insurance
2	920	\$	211.55	7	2017	DISTRIBUTE VACATION	Employee Benefit - Vacation
2	920	\$	356.47	7	2017	DISTRIBUTE SAFETY	Safety
2	920	\$	2.01	7	2017	TRANSPORTATION CLEARING 184.300	Travel
2	920	\$	50.46	7	2017	DISTRIBUTE WC INSURANCE	Employee Benefit - Work Comp Insurance
2	930.42	\$	297.00	2	2017	KEC ANNUAL MTG-T ROHLEDER S 012417	Board Member KEC Meeting Per Diem & Mileage
2	930.42	\$	89.29	2	2017	KEC ANNUAL MTG-T ROHLEDER S 012417	Board Member KEC Meeting Per Diem & Mileage
2	930.42	\$	330.00	2	2017	KEC ANNUAL MTG-T SCHAUS RIC 012417	Board Member KEC Meeting Per Diem & Mileage
2	930.42	\$	115.37	2	2017	KEC ANNUAL MTG-T SCHAUS RIC 012417	Board Member KEC Meeting Per Diem & Mileage
2	930.42	\$	285.00	2	2017	KEC ANNUAL MTG-T SCHAUS RIC 012417	Board Member KEC Meeting Per Diem & Mileage
2	930.42	\$	99.64	2	2017	KEC ANNUAL MTG-T SCHAUS RIC 012417	Board Member KEC Meeting Per Diem & Mileage
2	930.42	\$	165.00	2	2017	KEC ANNUAL MTG-T SCHAUS RIC 012417	Board Member KEC Meeting Per Diem & Mileage
2	930.42	\$	57.68	2	2017	KEC ANNUAL MTG-T SCHAUS RIC 012417	Board Member KEC Meeting Per Diem & Mileage
2	930.42	\$	594.00	2	2017	KEC ANNUAL MTG-T WEINHOLD D 012417	Board Member KEC Meeting Per Diem & Mileage
2	930.42	\$	137.23	2	2017	KEC ANNUAL MTG-T WEINHOLD D 012417	Board Member KEC Meeting Per Diem & Mileage
2	930.42	\$	513.00	2	2017	KEC ANNUAL MTG-T WEINHOLD D 012417	Board Member KEC Meeting Per Diem & Mileage
2	930.42	\$	118.51	2	2017	KEC ANNUAL MTG-T WEINHOLD D 012417	Board Member KEC Meeting Per Diem & Mileage
2	930.42	\$	297.00	2	2017	KEC ANNUAL MTG-T WEINHOLD D 012417	Board Member KEC Meeting Per Diem & Mileage
2	930.42	\$	68.61	2	2017	KEC ANNUAL MTG-T WEINHOLD D 012417	Board Member KEC Meeting Per Diem & Mileage
2	930.4	\$	30.98	3	2017	KEC AUCTION ITEM FIRST NATI 02/17 DARRIN	Excludable Misc General Expenses
2	930.4	\$	26.75	3	2017	KEC AUCTION ITEM FIRST NATI 02/17 DARRIN	Excludable Misc General Expenses
2	930.4	\$	15.49	3	2017	KEC AUCTION ITEM FIRST NATI 02/17 DARRIN	Excludable Misc General Expenses
2	930.4	\$	71.46	4	2017	KEC BD MTG-SALIN FIRST NATI 03/17 DARRIN	Board Member KEC Meeting Per Diem & Mileage
2	930.4	\$	61.72	4	2017	KEC BD MTG-SALIN FIRST NATI 03/17 DARRIN	Board Member KEC Meeting Per Diem & Mileage
2	930.4	\$	35.73	4	2017	KEC BD MTG-SALIN FIRST NATI 03/17 DARRIN	Board Member KEC Meeting Per Diem & Mileage
2	930.42	\$	198.00	10	2017	KEC BD MTG-WICHI HOBBS TERR 100517	Board Member KEC Meeting Per Diem & Mileage
2	930.42	\$	120.70	10	2017	KEC BD MTG-WICHI HOBBS TERR 100517	Board Member KEC Meeting Per Diem & Mileage
2	930.42	\$	171.00	10	2017	KEC BD MTG-WICHI HOBBS TERR 100517	Board Member KEC Meeting Per Diem & Mileage
2	930.42	\$	104.24	10	2017	KEC BD MTG-WICHI HOBBS TERR 100517	Board Member KEC Meeting Per Diem & Mileage
2	930.42	\$	99.00	10	2017	KEC BD MTG-WICHI HOBBS TERR 100517	Board Member KEC Meeting Per Diem & Mileage
2	930.42	\$	60.34	10	2017	KEC BD MTG-WICHI HOBBS TERR 100517	Board Member KEC Meeting Per Diem & Mileage
2	930.42	\$	330.00	12	2017	KEC BD MTG-WICHI HOBBS TERR 120717	Board Member KEC Meeting Per Diem & Mileage
2	930.42	\$	35.78	12	2017	KEC BD MTG-WICHI HOBBS TERR 120717	Board Member KEC Meeting Per Diem & Mileage
2	930.42	\$	285.00	12	2017	KEC BD MTG-WICHI HOBBS TERR 120717	Board Member KEC Meeting Per Diem & Mileage
2	930.42	\$	30.90	12	2017	KEC BD MTG-WICHI HOBBS TERR 120717	Board Member KEC Meeting Per Diem & Mileage
2	930.42	\$	165.00	12	2017	KEC BD MTG-WICHI HOBBS TERR 120717	Board Member KEC Meeting Per Diem & Mileage
2	930.42	\$	17.90	12	2017	KEC BD MTG-WICHI HOBBS TERR 120717	Board Member KEC Meeting Per Diem & Mileage
2	930.42	\$	264.00	3	2017	KEC BOARD MTG-SA HOBBS TERR 030917	Board Member KEC Meeting Per Diem & Mileage
2	930.42	\$	82.65	3	2017	KEC BOARD MTG-SA HOBBS TERR 030917	Board Member KEC Meeting Per Diem & Mileage
2	930.42	\$	228.00	3	2017	KEC BOARD MTG-SA HOBBS TERR 030917	Board Member KEC Meeting Per Diem & Mileage
2	930.42	\$	71.38	3	2017	KEC BOARD MTG-SA HOBBS TERR 030917	Board Member KEC Meeting Per Diem & Mileage



2	930.42	\$	19.02	11	2017	KEC DISTRICT 3 M WEINHOLD D 110217	Board Member KEC Meeting Per Diem & Mileage
2	930.4	\$	49.90	5	2017	KEC IT SUMMIT 20 CRAMER CRA 050517	Training / Education
2	930.4	\$	43.10	5	2017	KEC IT SUMMIT 20 CRAMER CRA 050517	Training / Education
2	930.4	\$	24.96	5	2017	KEC IT SUMMIT 20 CRAMER CRA 050517	Training / Education
2	930.4	\$	60.50	5	2017	KEC IT SUMMIT-CR KANSAS ELE 134070	Training / Education
2	930.4	\$	52.25	5	2017	KEC IT SUMMIT-CR KANSAS ELE 134070	Training / Education
2	930.4	\$	30.25	5	2017	KEC IT SUMMIT-CR KANSAS ELE 134070	Training / Education
2	930.4	\$	42.28	6	2017	KEC IT SUMMIT-WI FIRST NATI 05/17 CRAIG	Training / Education
2	930.4	\$	36.52	6	2017	KEC IT SUMMIT-WI FIRST NATI 05/17 CRAIG	Training / Education
2	930.4	\$	21.14	6	2017	KEC IT SUMMIT-WI FIRST NATI 05/17 CRAIG	Training / Education
2	926	\$	38.58	4	2017	KEC KEY ACCTS TR FIRST NATI 03/17 DENNIS	Training / Education
2	926	\$	33.32	4	2017	KEC KEY ACCTS TR FIRST NATI 03/17 DENNIS	Training / Education
2	926	\$	19.29	4	2017	KEC KEY ACCTS TR FIRST NATI 03/17 DENNIS	Training / Education
2	930.42	\$	198.00	9	2017	KEC MANAGEMENT E HOBBS TERR 083017	Board Member KEC Meeting Per Diem & Mileage
2	930.42	\$	98.63	9	2017	KEC MANAGEMENT E HOBBS TERR 083017	Board Member KEC Meeting Per Diem & Mileage
2	930.42	\$	171.00	9	2017	KEC MANAGEMENT E HOBBS TERR 083017	Board Member KEC Meeting Per Diem & Mileage
2	930.42	\$	85.18	9	2017	KEC MANAGEMENT E HOBBS TERR 083017	Board Member KEC Meeting Per Diem & Mileage
2	930.42	\$	99.00	9	2017	KEC MANAGEMENT E HOBBS TERR 083017	Board Member KEC Meeting Per Diem & Mileage
2	930.42	\$	49.33	9	2017	KEC MANAGEMENT E HOBBS TERR 083017	Board Member KEC Meeting Per Diem & Mileage
2	930.4	\$	67.26	11	2017	KEC MTG-WICHITA FIRST NATI 10/17 DENNIS	Board Member KEC Meeting Per Diem & Mileage
2	930.4	\$	67.26	11	2017	KEC MTG-WICHITA FIRST NATI 10/17 DENNIS	Board Member KEC Meeting Per Diem & Mileage
2	930.4	\$	58.09	11	2017	KEC MTG-WICHITA FIRST NATI 10/17 DENNIS	Board Member KEC Meeting Per Diem & Mileage
2	930.4	\$	58.09	11	2017	KEC MTG-WICHITA FIRST NATI 10/17 DENNIS	Board Member KEC Meeting Per Diem & Mileage
2	930.4	\$	33.63	11	2017	KEC MTG-WICHITA FIRST NATI 10/17 DENNIS	Board Member KEC Meeting Per Diem & Mileage
2	930.4	\$	33.63	11	2017	KEC MTG-WICHITA FIRST NATI 10/17 DENNIS	Board Member KEC Meeting Per Diem & Mileage
2	930.4	\$	62.48	8	2017	KEC STRATEGIC PL FIRST NATI 07/17 DARRIN	Board Member KEC Meeting Per Diem & Mileage
2	930.4	\$	53.96	8	2017	KEC STRATEGIC PL FIRST NATI 07/17 DARRIN	Board Member KEC Meeting Per Diem & Mileage
2	930.4	\$	31.25	8	2017	KEC STRATEGIC PL FIRST NATI 07/17 DARRIN	Board Member KEC Meeting Per Diem & Mileage
2	930.42	\$	198.00	7	2017	KEC STRATEGIC PL HOBBS TERR 062117	Board Member KEC Meeting Per Diem & Mileage
2	930.42	\$	57.12	7	2017	KEC STRATEGIC PL HOBBS TERR 062117	Board Member KEC Meeting Per Diem & Mileage
2	921	\$	1,192.67	2	2017	CR CARD PROC FEE-EFT ACH DIRECT	Banking Fees
2	921	\$	690.50	2	2017	CR CARD PROC FEE-EFT ACH DIRECT	Banking Fees
2	930.42	\$	171.00	7	2017	KEC STRATEGIC PL HOBBS TERR 062117	Board Member KEC Meeting Per Diem & Mileage
2	930.42	\$	49.33	7	2017	KEC STRATEGIC PL HOBBS TERR 062117	Board Member KEC Meeting Per Diem & Mileage
2	921	\$	544.04	7	2017	DISTRIBUTE PREPAID MAINTENANCE	Software
2	921	\$	52.59	7	2017	DISTRIBUTE PREPAID OFFICE SUPPLIES	Software
2	921	\$	363.90	7	2017	DISTRIBUTE PREPAID ST MAINTENANCE	Software
2	930.42	\$	99.00	7	2017	KEC STRATEGIC PL HOBBS TERR 062117	Board Member KEC Meeting Per Diem & Mileage
2	930.42	\$	28.55	7	2017	KEC STRATEGIC PL HOBBS TERR 062117	Board Member KEC Meeting Per Diem & Mileage
2	930.42	\$	198.00	8	2017	KEC SUMMER BD MT CROSSLAND 080717	Board Member KEC Meeting Per Diem & Mileage
2	930.42	\$	121.14	8	2017	KEC SUMMER BD MT CROSSLAND 080717	Board Member KEC Meeting Per Diem & Mileage
2	930.42	\$	171.00	8	2017	KEC SUMMER BD MT CROSSLAND 080717	Board Member KEC Meeting Per Diem & Mileage
2	930.42	\$	104.62	8	2017	KEC SUMMER BD MT CROSSLAND 080717	Board Member KEC Meeting Per Diem & Mileage
2	930.42	\$	99.00	8	2017	KEC SUMMER BD MT CROSSLAND 080717	Board Member KEC Meeting Per Diem & Mileage
2	930.42	\$	60.58	8	2017	KEC SUMMER BD MT CROSSLAND 080717	Board Member KEC Meeting Per Diem & Mileage
2	930.42	\$	330.00	8	2017	KEC SUMMER BD MT EVANS LARR 080717	Board Member KEC Meeting Per Diem & Mileage
2	925	\$	(1,726.91)	7	2017	DISTRIBUTE SAFETY	Safety
2	930.42	\$	168.21	8	2017	KEC SUMMER BD MT EVANS LARR 080717	Board Member KEC Meeting Per Diem & Mileage
2	930.42	\$	285.00	8	2017	KEC SUMMER BD MT EVANS LARR 080717	Board Member KEC Meeting Per Diem & Mileage
2	930.42	\$	145.27	8	2017	KEC SUMMER BD MT EVANS LARR 080717	Board Member KEC Meeting Per Diem & Mileage
2	930.42	\$	165.00	8	2017	KEC SUMMER BD MT EVANS LARR 080717	Board Member KEC Meeting Per Diem & Mileage
2	930.42	\$	84.11	8	2017	KEC SUMMER BD MT EVANS LARR 080717	Board Member KEC Meeting Per Diem & Mileage
2	930.42	\$	462.00	8	2017	KEC SUMMER BD MT HOBBS TERR 080717	Board Member KEC Meeting Per Diem & Mileage
2	930.42	\$	196.44	8	2017	KEC SUMMER BD MT HOBBS TERR 080717	Board Member KEC Meeting Per Diem & Mileage
2	930.42	\$	399.00	8	2017	KEC SUMMER BD MT HOBBS TERR 080717	Board Member KEC Meeting Per Diem & Mileage
2	930.42	\$	169.65	8	2017	KEC SUMMER BD MT HOBBS TERR 080717	Board Member KEC Meeting Per Diem & Mileage
2	930.42	\$	231.00	8	2017	KEC SUMMER BD MT HOBBS TERR 080717	Board Member KEC Meeting Per Diem & Mileage
2	930.42	\$	98.23	8	2017	KEC SUMMER BD MT HOBBS TERR 080717	Board Member KEC Meeting Per Diem & Mileage
2	930.42	\$	462.00	8	2017	KEC SUMMER BD MT JOY FRANK 080717	Board Member KEC Meeting Per Diem & Mileage
2	930.42	\$	183.50	8	2017	KEC SUMMER BD MT JOY FRANK 080717	Board Member KEC Meeting Per Diem & Mileage
2	930.42	\$	399.00	8	2017	KEC SUMMER BD MT JOY FRANK 080717	Board Member KEC Meeting Per Diem & Mileage
2	925	\$	(2,836.55)	7	2017	DISTRIBUTE SAFETY	Safety
2	930.42	\$	158.47	8	2017	KEC SUMMER BD MT JOY FRANK 080717	Board Member KEC Meeting Per Diem & Mileage
2	925	\$	(700.06)	7	2017	DISTRIBUTE SAFETY	Safety
2	925	\$	(582.98)	7	2017	DISTRIBUTE SAFETY	Safety
2	925	\$	168.75	7	2017	TRANSPORTATION CLEARING 184.100	Travel
2	925	\$	(1,202.28)	7	2017	DISTRIBUTE SAFETY	Safety
2	930.42	\$	231.00	8	2017	KEC SUMMER BD MT JOY FRANK 080717	Board Member KEC Meeting Per Diem & Mileage
2	930.42	\$	91.75	8	2017	KEC SUMMER BD MT JOY FRANK 080717	Board Member KEC Meeting Per Diem & Mileage
2	930.42	\$	198.00	8	2017	KEC SUMMER BD MT LUETTTERS C 080717	Board Member KEC Meeting Per Diem & Mileage
2	930.42	\$	124.20	8	2017	KEC SUMMER BD MT LUETTTERS C 080717	Board Member KEC Meeting Per Diem & Mileage
2	930.42	\$	171.00	8	2017	KEC SUMMER BD MT LUETTTERS C 080717	Board Member KEC Meeting Per Diem & Mileage
2	930.42	\$	107.27	8	2017	KEC SUMMER BD MT LUETTTERS C 080717	Board Member KEC Meeting Per Diem & Mileage
2	930.42	\$	99.00	8	2017	KEC SUMMER BD MT LUETTTERS C 080717	Board Member KEC Meeting Per Diem & Mileage
2	930.42	\$	62.10	8	2017	KEC SUMMER BD MT LUETTTERS C 080717	Board Member KEC Meeting Per Diem & Mileage
2	930.42	\$	462.00	8	2017	KEC SUMMER BD MT ROHLEDER S 080717	Board Member KEC Meeting Per Diem & Mileage
2	930.42	\$	185.67	8	2017	KEC SUMMER BD MT ROHLEDER S 080717	Board Member KEC Meeting Per Diem & Mileage
2	930.42	\$	399.00	8	2017	KEC SUMMER BD MT ROHLEDER S 080717	Board Member KEC Meeting Per Diem & Mileage
2	925	\$	(1,202.40)	7	2017	DISTRIBUTE SAFETY	Safety
2	930.42	\$	160.35	8	2017	KEC SUMMER BD MT ROHLEDER S 080717	Board Member KEC Meeting Per Diem & Mileage
2	925	\$	(604.60)	7	2017	DISTRIBUTE SAFETY	Safety
2	925	\$	(67.39)	7	2017	DISTRIBUTE SAFETY	Safety
2	925	\$	47.23	7	2017	TRANSPORTATION CLEARING 184.100	Travel
2	925	\$	(2,220.58)	7	2017	DISTRIBUTE SAFETY	Safety
2	930.42	\$	231.00	8	2017	KEC SUMMER BD MT ROHLEDER S 080717	Board Member KEC Meeting Per Diem & Mileage
2	925	\$	(190.64)	7	2017	DISTRIBUTE SAFETY	Safety
2	930.42	\$	92.84	8	2017	KEC SUMMER BD MT ROHLEDER S 080717	Board Member KEC Meeting Per Diem & Mileage

2	930.42	\$	462.00	8	2017 KEC SUMMER BD MT SCHAUS RIC 080717	Board Member KEC Meeting Per Diem & Mileage
2	930.42	\$	188.44	8	2017 KEC SUMMER BD MT SCHAUS RIC 080717	Board Member KEC Meeting Per Diem & Mileage
2	930.42	\$	399.00	8	2017 KEC SUMMER BD MT SCHAUS RIC 080717	Board Member KEC Meeting Per Diem & Mileage
2	930.42	\$	162.74	8	2017 KEC SUMMER BD MT SCHAUS RIC 080717	Board Member KEC Meeting Per Diem & Mileage
2	930.42	\$	231.00	8	2017 KEC SUMMER BD MT SCHAUS RIC 080717	Board Member KEC Meeting Per Diem & Mileage
2	930.42	\$	94.22	8	2017 KEC SUMMER BD MT SCHAUS RIC 080717	Board Member KEC Meeting Per Diem & Mileage
2	930.42	\$	330.00	8	2017 KEC SUMMER BD MT WEINHOLD D 080717	Board Member KEC Meeting Per Diem & Mileage
2	930.42	\$	135.37	8	2017 KEC SUMMER BD MT WEINHOLD D 080717	Board Member KEC Meeting Per Diem & Mileage
2	930.42	\$	285.00	8	2017 KEC SUMMER BD MT WEINHOLD D 080717	Board Member KEC Meeting Per Diem & Mileage
2	930.42	\$	116.91	8	2017 KEC SUMMER BD MT WEINHOLD D 080717	Board Member KEC Meeting Per Diem & Mileage
2	930.42	\$	165.00	8	2017 KEC SUMMER BD MT WEINHOLD D 080717	Board Member KEC Meeting Per Diem & Mileage
2	930.42	\$	67.69	8	2017 KEC SUMMER BD MT WEINHOLD D 080717	Board Member KEC Meeting Per Diem & Mileage
2	926	\$	67.85	5	2017 KELLYE COMPANY T JF BEAVER 77953	Employee Benefit - Tool Account
2	925	\$	(2,466.37)	7	2017 DISTRIBUTE SAFETY	Safety
2	926	\$	65.00	8	2017 KELLYE IRVIN DOT ALIGN CHIR 081217	Employee Benefit - DOT Physical
2	925	\$	(350.03)	7	2017 DISTRIBUTE SAFETY	Safety
2	925	\$	113.43	7	2017 TRANSPORTATION CLEARING 184.100	Travel
2	925.1	\$	599.98	7	2017 DISTRIBUTE INSURANCE - VEH & GENERAL	Insurance
2	925.1	\$	528.56	7	2017 DISTRIBUTE INSURANCE - VEH & GENERAL	Insurance
2	925.1	\$	299.99	7	2017 DISTRIBUTE INSURANCE - VEH & GENERAL	Insurance
2	926	\$	275.00	2	2017 KEY ACCOUNTS WRK KANSAS ELE 133663	Training / Education
2	926	\$	237.50	2	2017 KEY ACCOUNTS WRK KANSAS ELE 133663	Training / Education
2	926	\$	137.50	2	2017 KEY ACCOUNTS WRK KANSAS ELE 133663	Training / Education
2	926	\$	51.79	3	2017 KEY ACCTS TRAINI DEINES DEN 021617	Training / Education
2	926	\$	44.73	3	2017 KEY ACCTS TRAINI DEINES DEN 021617	Training / Education
2	926	\$	25.89	3	2017 KEY ACCTS TRAINI DEINES DEN 021617	Training / Education
2	926	\$	2,170.77	7	2017 DISTRIBUTE CO CONTRIBUTIONS 401K	Employee Benefit - 401(k) Company Match
2	926	\$	3,710.25	7	2017 DISTRIBUTE NRECA PENSION PREPAY	Employee Benefit - NRECA Pension
2	935.1	\$	17.97	10	2017 KEYBOARD & MOUSE AMAZON CAP 1PMJD6RVL97X	Office Supplies / Equipment
2	935.1	\$	15.52	10	2017 KEYBOARD & MOUSE AMAZON CAP 1PMJD6RVL97X	Office Supplies / Equipment
2	935.1	\$	8.99	10	2017 KEYBOARD & MOUSE AMAZON CAP 1PMJD6RVL97X	Office Supplies / Equipment
2	935.1	\$	23.59	3	2017 KEYBOARD,MOUSE H FIRST NATI 02/16 NEIL	Office Supplies / Equipment
2	935.1	\$	(23.59)	3	2017 KEYBOARD,MOUSE H FIRST NATI 02/16 NEIL	Office Supplies / Equipment
2	935.1	\$	23.59	3	2017 KEYBOARD,MOUSE H FIRST NATI 02/17 NEIL	Office Supplies / Equipment
2	930.1	\$	223.50	8	2017 KHAKI/NAVY CAPS- JF BEAVER 78173	Advertising
2	930.1	\$	193.03	8	2017 KHAKI/NAVY CAPS- JF BEAVER 78173	Advertising
2	930.1	\$	111.75	8	2017 KHAKI/NAVY CAPS- JF BEAVER 78173	Advertising
2	930.4	\$	35.52	9	2017 KMMA MTG-DAVE-TO FIRST NATI 08/17 DAVE	Training / Education
2	930.4	\$	30.68	9	2017 KMMA MTG-DAVE-TO FIRST NATI 08/17 DAVE	Training / Education
2	926	\$	1,969.52	7	2017 DISTRIBUTE CO CONTRIBUTIONS 401K	Employee Benefit - 401(k) Company Match
2	926	\$	3,366.28	7	2017 DISTRIBUTE NRECA PENSION PREPAY	Employee Benefit - NRECA Pension
2	930.4	\$	17.75	9	2017 KMMA MTG-DAVE-TO FIRST NATI 08/17 DAVE	Training / Education
2	930.4	\$	29.19	8	2017 KMMA MTG-TOPEKA CONNESS DA 080417	Training / Education
2	930.4	\$	25.21	8	2017 KMMA MTG-TOPEKA CONNESS DA 080417	Training / Education
2	930.4	\$	14.59	8	2017 KMMA MTG-TOPEKA CONNESS DA 080417	Training / Education
2	921	\$	8.80	3	2017 KS ANNUAL REPORT FIRST NATI 02/17 STACEY	Annual Report Filing
2	921	\$	7.60	3	2017 KS ANNUAL REPORT FIRST NATI 02/17 STACEY	Annual Report Filing
2	921	\$	4.40	3	2017 KS ANNUAL REPORT FIRST NATI 02/17 STACEY	Annual Report Filing
2	930.4	\$	7.81	11	2017 KS TOUCHSTONE MT FIRST NATI 10/17 DENNIS	Touchstone
2	930.4	\$	7.81	11	2017 KS TOUCHSTONE MT FIRST NATI 10/17 DENNIS	Touchstone
2	930.4	\$	6.74	11	2017 KS TOUCHSTONE MT FIRST NATI 10/17 DENNIS	Touchstone
2	930.4	\$	6.74	11	2017 KS TOUCHSTONE MT FIRST NATI 10/17 DENNIS	Touchstone
2	930.4	\$	3.90	11	2017 KS TOUCHSTONE MT FIRST NATI 10/17 DENNIS	Touchstone
2	926	\$	1,826.76	7	2017 DISTRIBUTE CO CONTRIBUTIONS 401K	Employee Benefit - 401(k) Company Match
2	926	\$	3,122.29	7	2017 DISTRIBUTE NRECA PENSION PREPAY	Employee Benefit - NRECA Pension
2	930.4	\$	3.90	11	2017 KS TOUCHSTONE MT FIRST NATI 10/17 DENNIS	Touchstone
2	926	\$	301.20	11	2017 L&G/KRIZ-DAVIS U FIRST NATI 10/17 GENE	Training / Education
2	926	\$	83.64	11	2017 L&G/KRIZ-DAVIS U FIRST NATI 10/17 NEIL	Training / Education
2	926	\$	84.66	11	2017 L&G/KRIZ-DAVIS U FIRST NATI 10/17 NEIL	Training / Education
2	926	\$	84.66	11	2017 L&G/KRIZ-DAVIS U FIRST NATI 10/17 NEIL	Training / Education
2	926	\$	73.12	11	2017 L&G/KRIZ-DAVIS U FIRST NATI 10/17 NEIL	Training / Education
2	926	\$	73.12	11	2017 L&G/KRIZ-DAVIS U FIRST NATI 10/17 NEIL	Training / Education
2	926	\$	42.34	11	2017 L&G/KRIZ-DAVIS U FIRST NATI 10/17 NEIL	Training / Education
2	926	\$	42.34	11	2017 L&G/KRIZ-DAVIS U FIRST NATI 10/17 NEIL	Training / Education
2	921	\$	97.50	5	2017 LABELS TRI-CENTRA B354784	Office Supplies / Equipment
2	921	\$	21.88	7	2017 LABELS TRI-CENTRA B357473	Office Supplies / Equipment
2	921	\$	18.90	7	2017 LABELS TRI-CENTRA B357473	Office Supplies / Equipment
2	921	\$	10.94	7	2017 LABELS TRI-CENTRA B357473	Office Supplies / Equipment
2	926	\$	31.90	5	2017 LABOR LAWS WEBIN FIRST NATI 04/17 STACEY	Training / Education
2	926	\$	27.55	5	2017 LABOR LAWS WEBIN FIRST NATI 04/17 STACEY	Training / Education
2	926	\$	15.95	5	2017 LABOR LAWS WEBIN FIRST NATI 04/17 STACEY	Training / Education
2	921	\$	26.35	8	2017 LAMINATING ROLLS TRI-CENTRA B358775	Office Supplies / Equipment
2	921	\$	22.76	8	2017 LAMINATING ROLLS TRI-CENTRA B358775	Office Supplies / Equipment
2	921	\$	13.18	8	2017 LAMINATING ROLLS TRI-CENTRA B358775	Office Supplies / Equipment
2	921	\$	54.98	7	2017 LAMINATOR ROLLS TRI-CENTRA B357881	Office Supplies / Equipment
2	921	\$	47.48	7	2017 LAMINATOR ROLLS TRI-CENTRA B357881	Office Supplies / Equipment
2	930.1	\$	23.69	7	2017 DISTRIBUTE VACATION	Employee Benefit - Vacation
2	930.1	\$	21.79	7	2017 DISTRIBUTE SAFETY	Safety
2	921	\$	27.50	7	2017 LAMINATOR ROLLS TRI-CENTRA B357881	Office Supplies / Equipment
2	921	\$	(54.98)	8	2017 LAMINATOR ROLLS TRI-CENTRA B358836	Office Supplies / Equipment
2	921	\$	(47.48)	8	2017 LAMINATOR ROLLS TRI-CENTRA B358836	Office Supplies / Equipment
2	921	\$	(27.50)	8	2017 LAMINATOR ROLLS TRI-CENTRA B358836	Office Supplies / Equipment
2	930.4	\$	349.80	3	2017 LANDIS+GYR EXCHA FIRST NATI 02/17 CRAIG	Software
2	930.4	\$	302.10	3	2017 LANDIS+GYR EXCHA FIRST NATI 02/17 CRAIG	Software
2	930.1	\$	464.65	7	2017 TRANSPORTATION CLEARING 184.100	Travel
2	930.1	\$	5.65	7	2017 DISTRIBUTE WC INSURANCE	Employee Benefit - Work Comp Insurance
2	930.4	\$	174.90	3	2017 LANDIS+GYR EXCHA FIRST NATI 02/17 CRAIG	Software

2	926	\$	16.31	4	2017 LANDIS+GYR MTG-A MALSAM NEI 041416	Software
2	926	\$	14.08	4	2017 LANDIS+GYR MTG-A MALSAM NEI 041416	Software
2	926	\$	8.16	4	2017 LANDIS+GYR MTG-A MALSAM NEI 041416	Software
2	926	\$	164.20	4	2017 LANDIS+GYR MTG-N FIRST NATI 03/17 NEIL	Software
2	926	\$	141.81	4	2017 LANDIS+GYR MTG-N FIRST NATI 03/17 NEIL	Software
2	926	\$	82.11	4	2017 LANDIS+GYR MTG-N FIRST NATI 03/17 NEIL	Software
2	926	\$	327.20	5	2017 LANDIS+GYR MTG-R FIRST NATI 04/17 RON	Software
2	926	\$	282.58	5	2017 LANDIS+GYR MTG-R FIRST NATI 04/17 RON	Software
2	926	\$	163.61	5	2017 LANDIS+GYR MTG-R FIRST NATI 04/17 RON	Software
2	926	\$	337.03	5	2017 LANDIS+GYR SCHOO FIRST NATI 04/17 NEIL	Software
2	926	\$	291.07	5	2017 LANDIS+GYR SCHOO FIRST NATI 04/17 NEIL	Software
2	926	\$	168.51	5	2017 LANDIS+GYR SCHOO FIRST NATI 04/17 NEIL	Software
2	930.2	\$	597.36	7	2017 DISTRIBUTE PROPERTY TAX	Property Tax
2	930.2	\$	29.26	7	2017 DISTRIBUTE INSURANCE - PROP LIAB & UMB	Insurance
2	935.1	\$	13.43	7	2017 LAPTOP BAGS AMAZON CAP 02RT447546DL	Office Supplies / Equipment
2	930.2	\$	526.24	7	2017 DISTRIBUTE PROPERTY TAX	Property Tax
2	930.2	\$	25.78	7	2017 DISTRIBUTE INSURANCE - PROP LIAB & UMB	Insurance
2	935.1	\$	11.60	7	2017 LAPTOP BAGS AMAZON CAP 02RT447546DL	Office Supplies / Equipment
2	930.2	\$	298.68	7	2017 DISTRIBUTE PROPERTY TAX	Property Tax
2	930.2	\$	14.63	7	2017 DISTRIBUTE INSURANCE - PROP LIAB & UMB	Insurance
2	930.4	\$	62.64	7	2017 DISTRIBUTE VACATION	Employee Benefit - Vacation
2	930.4	\$	99.35	7	2017 DISTRIBUTE SAFETY	Safety
2	935.1	\$	6.72	7	2017 LAPTOP BAGS AMAZON CAP 02RT447546DL	Office Supplies / Equipment
2	935.1	\$	8.95	9	2017 LAPTOP BAGS AMAZON CAP 1JHQ7XCHQ9RN	Office Supplies / Equipment
2	935.1	\$	7.73	9	2017 LAPTOP BAGS AMAZON CAP 1JHQ7XCHQ9RN	Office Supplies / Equipment
2	935.1	\$	4.48	9	2017 LAPTOP BAGS AMAZON CAP 1JHQ7XCHQ9RN	Office Supplies / Equipment
2	935.1	\$	47.96	9	2017 LAPTOP DOCKS AMAZON CAP 1KCPGJQYFCQF	Office Supplies / Equipment
2	930.4	\$	83.20	7	2017 TRANSPORTATION CLEARING 184.100	Travel
2	930.4	\$	0.11	7	2017 TRANSPORTATION CLEARING 184.300	Travel
2	930.4	\$	13.05	7	2017 DISTRIBUTE INSURANCE - DOM	Insurance - DOM
2	930.4	\$	14.94	7	2017 DISTRIBUTE WC INSURANCE	Employee Benefit - Work Comp Insurance
2	930.4	\$	47.98	7	2017 DISTRIBUTE VACATION	Employee Benefit - Vacation
2	930.4	\$	44.14	7	2017 DISTRIBUTE SAFETY	Safety
2	935.1	\$	41.42	9	2017 LAPTOP DOCKS AMAZON CAP 1KCPGJQYFCQF	Office Supplies / Equipment
2	935.1	\$	23.97	9	2017 LAPTOP DOCKS AMAZON CAP 1KCPGJQYFCQF	Office Supplies / Equipment
2	930.42	\$	27.28	11	2017 LARRY EVANS HOTE SUNFLOWER 40577	Board Member Per Diem & Mileage
2	930.42	\$	27.28	11	2017 LARRY EVANS HOTE SUNFLOWER 40577	Board Member Per Diem & Mileage
2	930.42	\$	23.56	11	2017 LARRY EVANS HOTE SUNFLOWER 40577	Board Member Per Diem & Mileage
2	930.4	\$	17.66	7	2017 TRANSPORTATION CLEARING 184.100	Travel
2	930.4	\$	0.09	7	2017 TRANSPORTATION CLEARING 184.300	Travel
2	930.4	\$	11.51	7	2017 DISTRIBUTE INSURANCE - DOM	Insurance - DOM
2	930.4	\$	11.45	7	2017 DISTRIBUTE WC INSURANCE	Employee Benefit - Work Comp Insurance
2	930.4	\$	28.11	7	2017 DISTRIBUTE VACATION	Employee Benefit - Vacation
2	930.4	\$	47.36	7	2017 DISTRIBUTE SAFETY	Safety
2	930.42	\$	23.56	11	2017 LARRY EVANS HOTE SUNFLOWER 40577	Board Member Per Diem & Mileage
2	930.42	\$	13.63	11	2017 LARRY EVANS HOTE SUNFLOWER 40577	Board Member Per Diem & Mileage
2	930.42	\$	13.63	11	2017 LARRY EVANS HOTE SUNFLOWER 40577	Board Member Per Diem & Mileage
2	925	\$	322.08	9	2017 LCS&C SAFETY MTG KANSAS ELE 134552	Safety
2	925	\$	278.16	9	2017 LCS&C SAFETY MTG KANSAS ELE 134552	Safety
2	930.4	\$	3.85	7	2017 TRANSPORTATION CLEARING 184.100	Travel
2	930.4	\$	0.05	7	2017 TRANSPORTATION CLEARING 184.300	Travel
2	930.4	\$	6.53	7	2017 DISTRIBUTE INSURANCE - DOM	Insurance - DOM
2	930.4	\$	6.70	7	2017 DISTRIBUTE WC INSURANCE	Employee Benefit - Work Comp Insurance
2	925	\$	161.04	9	2017 LCS&C SAFETY MTG KANSAS ELE 134552	Safety
2	926	\$	(144.00)	12	2017 ELLSW MED CTR REIMB CDL	Employee Benefit - DOT Physical
2	921	\$	10.07	9	2017 LEAD,PENS,FILE F TRI-CENTRA B360248	Office Supplies / Equipment
2	930.42	\$	(69.08)	9	2017 KEC BD MTG PER DIEM REIMB	Board Member KEC Meeting Per Diem & Mileage
2	921	\$	8.70	9	2017 LEAD,PENS,FILE F TRI-CENTRA B360248	Office Supplies / Equipment
2	930.42	\$	(59.66)	9	2017 KEC BD MTG PER DIEM REIMB	Board Member KEC Meeting Per Diem & Mileage
2	921	\$	5.03	9	2017 LEAD,PENS,FILE F TRI-CENTRA B360248	Office Supplies / Equipment
2	935.1	\$	31.86	5	2017 LENOVO AC ADAPTE IT1 SOURCE A043449-IN	Office Supplies / Equipment
2	935.1	\$	27.52	5	2017 LENOVO AC ADAPTE IT1 SOURCE A043449-IN	Office Supplies / Equipment
2	935.1	\$	15.93	5	2017 LENOVO AC ADAPTE IT1 SOURCE A043449-IN	Office Supplies / Equipment
2	935.1	\$	18.46	8	2017 LENOVO TABLET CA AMAZON CAP 1GLTL9LP4TLK	Office Supplies / Equipment
2	935.1	\$	15.94	8	2017 LENOVO TABLET CA AMAZON CAP 1GLTL9LP4TLK	Office Supplies / Equipment
2	935.1	\$	9.22	8	2017 LENOVO TABLET CA AMAZON CAP 1GLTL9LP4TLK	Office Supplies / Equipment
2	921	\$	122.75	8	2017 LEX 52D1H00 CART TRI-CENTRA B359365	Office Supplies / Equipment
2	921	\$	106.01	8	2017 LEX 52D1H00 CART TRI-CENTRA B359365	Office Supplies / Equipment
2	921	\$	61.38	8	2017 LEX 52D1H00 CART TRI-CENTRA B359365	Office Supplies / Equipment
2	921	\$	211.14	12	2017 LEX 52D1H00 CART TRI-CENTRA B363003	Office Supplies / Equipment
2	921	\$	182.34	12	2017 LEX 52D1H00 CART TRI-CENTRA B363003	Office Supplies / Equipment
2	921	\$	105.57	12	2017 LEX 52D1H00 CART TRI-CENTRA B363003	Office Supplies / Equipment
2	935.3	\$	28.11	12	2017 LINCOLN LEVER GU S & W SUPP 4-623183	Small Tools / Supplies
2	930.4	\$	32.96	5	2017 LINE SUPERINTEND ASCHENBREN 042817	Training / Education
2	930.4	\$	28.46	5	2017 LINE SUPERINTEND ASCHENBREN 042817	Training / Education
2	930.4	\$	16.48	5	2017 LINE SUPERINTEND ASCHENBREN 042817	Training / Education
2	926	\$	32.70	11	2017 LINE SUPERVISOR FIRST NATI 10/17 NATE	Training / Education
2	926	\$	32.70	11	2017 LINE SUPERVISOR FIRST NATI 10/17 NATE	Training / Education
2	926	\$	28.24	11	2017 LINE SUPERVISOR FIRST NATI 10/17 NATE	Training / Education
2	926	\$	28.24	11	2017 LINE SUPERVISOR FIRST NATI 10/17 NATE	Training / Education
2	926	\$	16.36	11	2017 LINE SUPERVISOR FIRST NATI 10/17 NATE	Training / Education
2	926	\$	16.36	11	2017 LINE SUPERVISOR FIRST NATI 10/17 NATE	Training / Education
2	935.2	\$	103.50	9	2017 LINK FOR OLMITZ AMAZON CAP 16LRD7VMQ369	Utilities / Telephone
2	935.3	\$	13.05	8	2017 LITH BATTERY CARMICHEAL A120406	Office Supplies / Equipment
2	935.3	\$	30.87	12	2017 LOCATOR BATTERIE FIRST NATI 12/17 #110	Small Tools / Supplies
2	935.3	\$	31.46	6	2017 LOCATOR BATTERY FIRST NATI 05/17 MARK	Small Tools / Supplies
2	935	\$	62.25	3	2017 LOCK & KEYS FIRST NATI 02/17 JERRY	Small Tools / Supplies

2	930.1	\$	1,213.02	8	2017 LORRAINE FRANCHI ELLSWORTH 081717	Required Public Notices
2	930.1	\$	121.99	11	2017 LOUIE MAGNETS-50 MOORE SYND 87242	Excludable Misc General Expenses
2	930.1	\$	121.99	11	2017 LOUIE MAGNETS-50 MOORE SYND 87242	Excludable Misc General Expenses
2	930.1	\$	105.36	11	2017 LOUIE MAGNETS-50 MOORE SYND 87242	Excludable Misc General Expenses
2	930.1	\$	105.36	11	2017 LOUIE MAGNETS-50 MOORE SYND 87242	Excludable Misc General Expenses
2	930.1	\$	61.00	11	2017 LOUIE MAGNETS-50 MOORE SYND 87242	Excludable Misc General Expenses
2	930.1	\$	61.00	11	2017 LOUIE MAGNETS-50 MOORE SYND 87242	Excludable Misc General Expenses
2	930.4	\$	46.68	12	2017 LUNCH FIRST NATI 11/17 GENE	Excludable Employee Benefits
2	930.4	\$	58.58	12	2017 LUNCH FIRST NATI 11/17 MARK	Excludable Employee Benefits
2	926	\$	67.32	8	2017 LUNCH FOR CREW FIRST NATI 07/17 JAY	Excludable Employee Benefits
2	926	\$	86.90	8	2017 LUNCH FOR CREW FIRST NATI 07/17 MARK	Excludable Employee Benefits
2	926	\$	86.71	10	2017 LUNCH WITH DARRI FIRST NATI 09/17 MARK	Excludable Employee Benefits
2	926	\$	4.74	8	2017 LUNCH WITH MARK FIRST NATI 07/17 DAVE	Excludable Employee Benefits
2	926	\$	4.09	8	2017 LUNCH WITH MARK FIRST NATI 07/17 DAVE	Excludable Employee Benefits
2	926	\$	2.37	8	2017 LUNCH WITH MARK FIRST NATI 07/17 DAVE	Excludable Employee Benefits
2	930.5	\$	117.54	7	2017 DISTRIBUTE INSURANCE - DOM	Insurance - DOM
2	935.2	\$	122.39	1	2017 MACHINE TO MACHI VERIZON WI 9777798772	Utilities / Telephone
2	935.2	\$	105.70	1	2017 MACHINE TO MACHI VERIZON WI 9777798772	Utilities / Telephone
2	935.2	\$	61.20	1	2017 MACHINE TO MACHI VERIZON WI 9777798772	Utilities / Telephone
2	935.2	\$	71.56	2	2017 MACHINE TO MACHI VERIZON WI 9779271876	Utilities / Telephone
2	935.2	\$	61.80	2	2017 MACHINE TO MACHI VERIZON WI 9779271876	Utilities / Telephone
2	935.2	\$	35.78	2	2017 MACHINE TO MACHI VERIZON WI 9779271876	Utilities / Telephone
2	935.2	\$	71.56	3	2017 MACHINE TO MACHI VERIZON WI 9780946818	Utilities / Telephone
2	935.2	\$	61.80	3	2017 MACHINE TO MACHI VERIZON WI 9780946818	Utilities / Telephone
2	935.2	\$	35.78	3	2017 MACHINE TO MACHI VERIZON WI 9780946818	Utilities / Telephone
2	935.2	\$	71.63	4	2017 MACHINE TO MACHI VERIZON WI 9782748895	Utilities / Telephone
2	935.2	\$	61.86	4	2017 MACHINE TO MACHI VERIZON WI 9782748895	Utilities / Telephone
2	935.2	\$	35.81	4	2017 MACHINE TO MACHI VERIZON WI 9782748895	Utilities / Telephone
2	935.2	\$	71.56	5	2017 MACHINE TO MACHI VERIZON WI 9784561666	Utilities / Telephone
2	935.2	\$	61.80	5	2017 MACHINE TO MACHI VERIZON WI 9784561666	Utilities / Telephone
2	935.2	\$	35.78	5	2017 MACHINE TO MACHI VERIZON WI 9784561666	Utilities / Telephone
2	935.2	\$	71.56	6	2017 MACHINE TO MACHI VERIZON WI 9786381869	Utilities / Telephone
2	935.2	\$	61.80	6	2017 MACHINE TO MACHI VERIZON WI 9786381869	Utilities / Telephone
2	935.2	\$	35.78	6	2017 MACHINE TO MACHI VERIZON WI 9786381869	Utilities / Telephone
2	935.2	\$	71.56	7	2017 MACHINE TO MACHI VERIZON WI 9788114445	Utilities / Telephone
2	930.5	\$	103.55	7	2017 DISTRIBUTE INSURANCE - DOM	Insurance - DOM
2	935.2	\$	61.80	7	2017 MACHINE TO MACHI VERIZON WI 9788114445	Utilities / Telephone
2	935.2	\$	35.78	7	2017 MACHINE TO MACHI VERIZON WI 9788114445	Utilities / Telephone
2	935.2	\$	71.56	8	2017 MACHINE TO MACHI VERIZON WI 9789855686	Utilities / Telephone
2	935.2	\$	61.80	8	2017 MACHINE TO MACHI VERIZON WI 9789855686	Utilities / Telephone
2	935.2	\$	35.78	8	2017 MACHINE TO MACHI VERIZON WI 9789855686	Utilities / Telephone
2	935.2	\$	71.56	9	2017 MACHINE TO MACHI VERIZON WI 9791602920	Utilities / Telephone
2	935.2	\$	61.80	9	2017 MACHINE TO MACHI VERIZON WI 9791602920	Utilities / Telephone
2	935.2	\$	35.78	9	2017 MACHINE TO MACHI VERIZON WI 9791602920	Utilities / Telephone
2	935.2	\$	71.56	10	2017 MACHINE TO MACHI VERIZON WI 9793358133	Utilities / Telephone
2	935.2	\$	61.80	10	2017 MACHINE TO MACHI VERIZON WI 9793358133	Utilities / Telephone
2	935.2	\$	35.78	10	2017 MACHINE TO MACHI VERIZON WI 9793358133	Utilities / Telephone
2	935.2	\$	71.56	11	2017 MACHINE TO MACHI VERIZON WI 9795124393	Utilities / Telephone
2	935.2	\$	71.56	11	2017 MACHINE TO MACHI VERIZON WI 9795124393	Utilities / Telephone
2	935.2	\$	61.80	11	2017 MACHINE TO MACHI VERIZON WI 9795124393	Utilities / Telephone
2	935.2	\$	61.80	11	2017 MACHINE TO MACHI VERIZON WI 9795124393	Utilities / Telephone
2	935.2	\$	35.78	11	2017 MACHINE TO MACHI VERIZON WI 9795124393	Utilities / Telephone
2	935.2	\$	35.78	11	2017 MACHINE TO MACHI VERIZON WI 9795124393	Utilities / Telephone
2	935.2	\$	71.56	12	2017 MACHINE TO MACHI VERIZON WI 9796903200	Utilities / Telephone
2	935.2	\$	61.80	12	2017 MACHINE TO MACHI VERIZON WI 9796903200	Utilities / Telephone
2	930.5	\$	58.77	7	2017 DISTRIBUTE INSURANCE - DOM	Insurance - DOM
2	935	\$	25.58	7	2017 DISTRIBUTE VACATION	Employee Benefit - Vacation
2	935	\$	40.56	7	2017 DISTRIBUTE SAFETY	Safety
2	935	\$	6.10	7	2017 DISTRIBUTE WC INSURANCE	Employee Benefit - Work Comp Insurance
2	935.2	\$	35.79	12	2017 MACHINE TO MACHI VERIZON WI 9796903200	Utilities / Telephone
2	935.2	\$	10.48	7	2017 MAG MOUNT BASE-T IT1 SOURCE 580991-IN	Office Supplies / Equipment
2	935	\$	3.41	7	2017 DISTRIBUTE VACATION	Employee Benefit - Vacation
2	935	\$	5.75	7	2017 DISTRIBUTE SAFETY	Safety
2	935	\$	0.81	7	2017 DISTRIBUTE WC INSURANCE	Employee Benefit - Work Comp Insurance
2	935.2	\$	9.05	7	2017 MAG MOUNT BASE-T IT1 SOURCE 580991-IN	Office Supplies / Equipment
2	935.2	\$	5.24	7	2017 MAG MOUNT BASE-T IT1 SOURCE 580991-IN	Office Supplies / Equipment
2	935.1	\$	148.40	7	2017 DISTRIBUTE VACATION	Employee Benefit - Vacation
2	935.1	\$	235.34	7	2017 DISTRIBUTE SAFETY	Safety
2	935.3	\$	19.11	12	2017 MAGNETIC PARTS T THORNTON A 98732	Office Supplies / Equipment
2	926	\$	9.85	12	2017 MAIL MERCHANT TE FIRST NATI 11/17 DENNIS	Training / Education
2	921	\$	1.99	2	2017 MAILING FIRST NATI 01/17 #110	Mailing Expenses
2	921	\$	2.41	2	2017 MAILING FIRST NATI 01/17 BRAD	Mailing Expenses
2	921	\$	5.09	2	2017 MAILING FIRST NATI 01/17 CHRIS	Mailing Expenses
2	921	\$	4.39	2	2017 MAILING FIRST NATI 01/17 CHRIS	Mailing Expenses
2	921	\$	2.55	2	2017 MAILING FIRST NATI 01/17 CHRIS	Mailing Expenses
2	921	\$	3.35	2	2017 MAILING FIRST NATI 01/17 JAY	Mailing Expenses
2	921	\$	2.83	2	2017 MAILING FIRST NATI 01/17 JERRY	Mailing Expenses
2	921	\$	7.44	2	2017 MAILING FIRST NATI 01/17 MARK	Mailing Expenses
2	921	\$	17.74	3	2017 MAILING FIRST NATI 02/17 BRAD	Mailing Expenses
2	921	\$	19.64	3	2017 MAILING FIRST NATI 02/17 JAY	Mailing Expenses
2	921	\$	2.45	3	2017 MAILING FIRST NATI 02/17 MARK	Mailing Expenses
2	921	\$	0.75	4	2017 MAILING FIRST NATI 03/17 #203	Mailing Expenses
2	921	\$	18.55	4	2017 MAILING FIRST NATI 03/17 BRAD	Mailing Expenses
2	935.1	\$	35.40	7	2017 DISTRIBUTE WC INSURANCE	Employee Benefit - Work Comp Insurance
2	935.1	\$	126.73	7	2017 DISTRIBUTE VACATION	Employee Benefit - Vacation
2	935.1	\$	116.57	7	2017 DISTRIBUTE SAFETY	Safety
2	930.1	\$	7.80	4	2017 MAILING FIRST NATI 03/17 DENNIS	Mailing Expenses

2	921	\$	54.43	4	2017 MAILING	FIRST NATI 03/17 JAY	Mailing Expenses
2	921	\$	9.87	4	2017 MAILING	FIRST NATI 03/17 JERRY	Mailing Expenses
2	921	\$	2.66	4	2017 MAILING	FIRST NATI 03/17 MARK	Mailing Expenses
2	921	\$	2.39	5	2017 MAILING	FIRST NATI 04/17 BRAD	Mailing Expenses
2	921	\$	1.74	5	2017 MAILING	FIRST NATI 04/17 CHRIS	Mailing Expenses
2	921	\$	1.50	5	2017 MAILING	FIRST NATI 04/17 CHRIS	Mailing Expenses
2	921	\$	0.88	5	2017 MAILING	FIRST NATI 04/17 CHRIS	Mailing Expenses
2	921	\$	31.41	5	2017 MAILING	FIRST NATI 04/17 JAY	Mailing Expenses
2	921	\$	1.82	5	2017 MAILING	FIRST NATI 04/17 JERRY	Mailing Expenses
2	921	\$	6.30	5	2017 MAILING	FIRST NATI 04/17 MARK	Mailing Expenses
2	921	\$	2.03	6	2017 MAILING	FIRST NATI 05/17 BRAD	Mailing Expenses
2	921	\$	1.85	6	2017 MAILING	FIRST NATI 05/17 CHRIS	Mailing Expenses
2	921	\$	1.60	6	2017 MAILING	FIRST NATI 05/17 CHRIS	Mailing Expenses
2	921	\$	0.92	6	2017 MAILING	FIRST NATI 05/17 CHRIS	Mailing Expenses
2	935.1	\$	30.23	7	2017 DISTRIBUTE WC INSURANCE		Employee Benefit - Work Comp Insurance
2	935.1	\$	74.24	7	2017 DISTRIBUTE VACATION		Employee Benefit - Vacation
2	935.1	\$	125.10	7	2017 DISTRIBUTE SAFETY		Safety
2	921	\$	7.28	6	2017 MAILING	FIRST NATI 05/17 JAY	Mailing Expenses
2	921	\$	3.08	6	2017 MAILING	FIRST NATI 05/17 MARK	Mailing Expenses
2	921	\$	1.87	6	2017 MAILING	FIRST NATI 05/17 OFFICE	Mailing Expenses
2	921	\$	1.62	6	2017 MAILING	FIRST NATI 05/17 OFFICE	Mailing Expenses
2	921	\$	0.93	6	2017 MAILING	FIRST NATI 05/17 OFFICE	Mailing Expenses
2	921	\$	1.40	7	2017 MAILING	FIRST NATI 06/17 BRAD	Mailing Expenses
2	921	\$	9.10	7	2017 MAILING	FIRST NATI 06/17 JAY	Mailing Expenses
2	921	\$	1.40	7	2017 MAILING	FIRST NATI 06/17 JERRY	Mailing Expenses
2	921	\$	3.85	7	2017 MAILING	FIRST NATI 06/17 MARK	Mailing Expenses
2	921	\$	0.86	7	2017 MAILING	FIRST NATI 06/17 OFFICE	Mailing Expenses
2	921	\$	0.75	7	2017 MAILING	FIRST NATI 06/17 OFFICE	Mailing Expenses
2	921	\$	0.43	7	2017 MAILING	FIRST NATI 06/17 OFFICE	Mailing Expenses
2	921	\$	6.93	8	2017 MAILING	FIRST NATI 07/17 #102	Mailing Expenses
2	921	\$	2.80	8	2017 MAILING	FIRST NATI 07/17 BRAD	Mailing Expenses
2	921	\$	10.57	8	2017 MAILING	FIRST NATI 07/17 JAY	Mailing Expenses
2	921	\$	7.15	8	2017 MAILING	FIRST NATI 07/17 JERRY	Mailing Expenses
2	935.1	\$	17.71	7	2017 DISTRIBUTE WC INSURANCE		Employee Benefit - Work Comp Insurance
2	935.2	\$	9.52	7	2017 DISTRIBUTE VACATION		Employee Benefit - Vacation
2	935.2	\$	15.10	7	2017 DISTRIBUTE SAFETY		Safety
2	921	\$	5.11	8	2017 MAILING	FIRST NATI 07/17 MARK	Mailing Expenses
2	921	\$	3.22	9	2017 MAILING	FIRST NATI 08/17 #102	Mailing Expenses
2	921	\$	6.65	9	2017 MAILING	FIRST NATI 08/17 JAY	Mailing Expenses
2	921	\$	7.54	9	2017 MAILING	FIRST NATI 08/17 MARK	Mailing Expenses
2	935.2	\$	195.91	7	2017 TRANSPORTATION CLEARING 184.100		Travel
2	935.2	\$	2.27	7	2017 DISTRIBUTE WC INSURANCE		Employee Benefit - Work Comp Insurance
2	921	\$	5.10	10	2017 MAILING	FIRST NATI 09/17 BRAD	Mailing Expenses
2	921	\$	6.80	10	2017 MAILING	FIRST NATI 09/17 CHRIS	Mailing Expenses
2	921	\$	16.99	10	2017 MAILING	FIRST NATI 09/17 JAY	Mailing Expenses
2	921	\$	6.65	10	2017 MAILING	FIRST NATI 09/17 JERRY	Mailing Expenses
2	921	\$	1.19	10	2017 MAILING	FIRST NATI 09/17 MARK	Mailing Expenses
2	921	\$	1.40	11	2017 MAILING	FIRST NATI 10/17 BRAD	Mailing Expenses
2	921	\$	14.91	11	2017 MAILING	FIRST NATI 10/17 JAY	Mailing Expenses
2	921	\$	7.91	11	2017 MAILING	FIRST NATI 10/17 MARK	Mailing Expenses
2	921	\$	1.40	11	2017 MAILING	FIRST NATI 10-17 BRAD	Mailing Expenses
2	921	\$	(1.40)	11	2017 MAILING	FIRST NATI 10-17 BRAD	Mailing Expenses
2	935.3	\$	156.07	7	2017 DISTRIBUTE VACATION		Employee Benefit - Vacation
2	921	\$	1.19	12	2017 MAILING	FIRST NATI 11/17 #110	Mailing Expenses
2	921	\$	14.56	12	2017 MAILING	FIRST NATI 11/17 JAY	Mailing Expenses
2	921	\$	5.88	12	2017 MAILING	FIRST NATI 11/17 MARK	Mailing Expenses
2	921	\$	1.82	12	2017 MAILING	FIRST NATI 12/17 BRAD	Mailing Expenses
2	921	\$	19.18	12	2017 MAILING	FIRST NATI 12/17 JAY	Mailing Expenses
2	921	\$	6.65	12	2017 MAILING	FIRST NATI 12/17 MARK	Mailing Expenses
2	935.3	\$	247.52	7	2017 DISTRIBUTE SAFETY		Safety
2	935.3	\$	149.96	7	2017 TRANSPORTATION CLEARING 184.100		Travel
2	935.3	\$	209.47	7	2017 TRANSPORTATION CLEARING 184.200		Travel
2	935.3	\$	37.23	7	2017 DISTRIBUTE WC INSURANCE		Employee Benefit - Work Comp Insurance
2	921	\$	3.21	12	2017 MAILING	FIRST NATI 12/17 OFFICE	Mailing Expenses
2	935.3	\$	34.28	7	2017 DISTRIBUTE VACATION		Employee Benefit - Vacation
2	921	\$	2.77	12	2017 MAILING	FIRST NATI 12/17 OFFICE	Mailing Expenses
2	921	\$	1.60	12	2017 MAILING	FIRST NATI 12/17 OFFICE	Mailing Expenses
2	921	\$	317.29	1	2017 MAILING BILLS	MALSAM STA 012317	Mailing Expenses
2	921	\$	279.52	1	2017 MAILING BILLS	MALSAM STA 012317	Mailing Expenses
2	935.3	\$	31.53	7	2017 DISTRIBUTE SAFETY		Safety
2	935.3	\$	456.29	7	2017 TRANSPORTATION CLEARING 184.200		Travel
2	935.3	\$	8.18	7	2017 DISTRIBUTE WC INSURANCE		Employee Benefit - Work Comp Insurance
2	921	\$	158.64	1	2017 MAILING BILLS	MALSAM STA 012317	Mailing Expenses
2	935.3	\$	61.19	7	2017 DISTRIBUTE VACATION		Employee Benefit - Vacation
2	921	\$	254.09	1	2017 MAILING BILLS	POSTMASTER 010517	Mailing Expenses
2	935.3	\$	103.10	7	2017 DISTRIBUTE SAFETY		Safety
2	935.3	\$	14.60	7	2017 DISTRIBUTE WC INSURANCE		Employee Benefit - Work Comp Insurance
2	921	\$	223.84	1	2017 MAILING BILLS	POSTMASTER 010517	Mailing Expenses
2	920	\$	406.65	8	2017 DISTRIBUTE VACATION		Employee Benefit - Vacation
2	920	\$	477.92	8	2017 DISTRIBUTE SAFETY		Safety
2	920	\$	138.00	8	2017 TRANSPORTATION CLEARING 184.300		Travel
2	920	\$	105.29	8	2017 DISTRIBUTE WC INSURANCE		Employee Benefit - Work Comp Insurance
2	920	\$	349.08	8	2017 DISTRIBUTE VACATION		Employee Benefit - Vacation
2	920	\$	379.92	8	2017 DISTRIBUTE SAFETY		Safety
2	920	\$	119.25	8	2017 TRANSPORTATION CLEARING 184.300		Travel
2	920	\$	90.38	8	2017 DISTRIBUTE WC INSURANCE		Employee Benefit - Work Comp Insurance
2	920	\$	206.19	8	2017 DISTRIBUTE VACATION		Employee Benefit - Vacation



2	920	\$	296.97	8	2017 DISTRIBUTE SAFETY	Safety
2	920	\$	68.99	8	2017 TRANSPORTATION CLEARING 184.300	Travel
2	920	\$	53.38	8	2017 DISTRIBUTE WC INSURANCE	Employee Benefit - Work Comp Insurance
2	921	\$	127.04	1	2017 MAILING BILLS POSTMASTER 010517	Mailing Expenses
2	921	\$	254.01	2	2017 MAILING BILLS POSTMASTER 020617	Mailing Expenses
2	921	\$	223.78	2	2017 MAILING BILLS POSTMASTER 020617	Mailing Expenses
2	921	\$	127.01	2	2017 MAILING BILLS POSTMASTER 020617	Mailing Expenses
2	921	\$	316.51	2	2017 MAILING BILLS POSTMASTER 022117	Mailing Expenses
2	921	\$	278.83	2	2017 MAILING BILLS POSTMASTER 022117	Mailing Expenses
2	921	\$	158.26	2	2017 MAILING BILLS POSTMASTER 022117	Mailing Expenses
2	921	\$	252.56	3	2017 MAILING BILLS POSTMASTER 030617	Mailing Expenses
2	921	\$	222.49	3	2017 MAILING BILLS POSTMASTER 030617	Mailing Expenses
2	921	\$	126.28	3	2017 MAILING BILLS POSTMASTER 030617	Mailing Expenses
2	921	\$	316.20	3	2017 MAILING BILLS POSTMASTER 032117	Mailing Expenses
2	921	\$	278.55	3	2017 MAILING BILLS POSTMASTER 032117	Mailing Expenses
2	921	\$	158.10	3	2017 MAILING BILLS POSTMASTER 032117	Mailing Expenses
2	921	\$	252.60	4	2017 MAILING BILLS POSTMASTER 040517	Mailing Expenses
2	921	\$	222.52	4	2017 MAILING BILLS POSTMASTER 040517	Mailing Expenses
2	921	\$	126.30	4	2017 MAILING BILLS POSTMASTER 040517	Mailing Expenses
2	921	\$	314.72	4	2017 MAILING BILLS POSTMASTER 042117	Mailing Expenses
2	921	\$	277.26	4	2017 MAILING BILLS POSTMASTER 042117	Mailing Expenses
2	921	\$	157.36	4	2017 MAILING BILLS POSTMASTER 042117	Mailing Expenses
2	921	\$	314.93	5	2017 MAILING BILLS POSTMASTER 052217	Mailing Expenses
2	921	\$	277.43	5	2017 MAILING BILLS POSTMASTER 052217	Mailing Expenses
2	921	\$	157.46	5	2017 MAILING BILLS POSTMASTER 052217	Mailing Expenses
2	921	\$	255.67	6	2017 MAILING BILLS POSTMASTER 060517	Mailing Expenses
2	921	\$	225.23	6	2017 MAILING BILLS POSTMASTER 060517	Mailing Expenses
2	921	\$	127.83	6	2017 MAILING BILLS POSTMASTER 060517	Mailing Expenses
2	921	\$	312.32	6	2017 MAILING BILLS POSTMASTER 062117	Mailing Expenses
2	921	\$	275.14	6	2017 MAILING BILLS POSTMASTER 062117	Mailing Expenses
2	921	\$	156.16	6	2017 MAILING BILLS POSTMASTER 062117	Mailing Expenses
2	921	\$	256.97	7	2017 MAILING BILLS POSTMASTER 070617	Mailing Expenses
2	921	\$	226.37	7	2017 MAILING BILLS POSTMASTER 070617	Mailing Expenses
2	921	\$	128.48	7	2017 MAILING BILLS POSTMASTER 070617	Mailing Expenses
2	921	\$	313.25	7	2017 MAILING BILLS POSTMASTER 072117	Mailing Expenses
2	921	\$	956.88	3	2017 CR CARD PROC FEE-EFT ACH DIRECT	Banking Fees
2	921	\$	826.39	3	2017 CR CARD PROC FEE-EFT ACH DIRECT	Banking Fees
2	921	\$	1,088.09	8	2017 DISTRIBUTE PREPAID MAINTENANCE	Software
2	921	\$	105.18	8	2017 DISTRIBUTE PREPAID OFFICE SUPPLIES	Software
2	921	\$	821.67	8	2017 DISTRIBUTE PREPAID ST MAINTENANCE	Software
2	921	\$	(44.55)	8	2017 RETURN EFT/BANK CHARGE	Banking Fees
2	921	\$	275.95	7	2017 MAILING BILLS POSTMASTER 072117	Mailing Expenses
2	921	\$	156.62	7	2017 MAILING BILLS POSTMASTER 072117	Mailing Expenses
2	921	\$	255.67	8	2017 MAILING BILLS POSTMASTER 080317	Mailing Expenses
2	921	\$	225.23	8	2017 MAILING BILLS POSTMASTER 080317	Mailing Expenses
2	921	\$	127.84	8	2017 MAILING BILLS POSTMASTER 080317	Mailing Expenses
2	921	\$	310.92	8	2017 MAILING BILLS POSTMASTER 082217	Mailing Expenses
2	921	\$	273.90	8	2017 MAILING BILLS POSTMASTER 082217	Mailing Expenses
2	921	\$	155.46	8	2017 MAILING BILLS POSTMASTER 082217	Mailing Expenses
2	921	\$	253.86	9	2017 MAILING BILLS POSTMASTER 090717	Mailing Expenses
2	921	\$	223.64	9	2017 MAILING BILLS POSTMASTER 090717	Mailing Expenses
2	921	\$	126.93	9	2017 MAILING BILLS POSTMASTER 090717	Mailing Expenses
2	921	\$	309.59	9	2017 MAILING BILLS POSTMASTER 092117	Mailing Expenses
2	921	\$	272.74	9	2017 MAILING BILLS POSTMASTER 092117	Mailing Expenses
2	921	\$	154.80	9	2017 MAILING BILLS POSTMASTER 092117	Mailing Expenses
2	921	\$	253.08	10	2017 MAILING BILLS POSTMASTER 100517	Mailing Expenses
2	921	\$	222.95	10	2017 MAILING BILLS POSTMASTER 100517	Mailing Expenses
2	921	\$	126.54	10	2017 MAILING BILLS POSTMASTER 100517	Mailing Expenses
2	921	\$	308.35	10	2017 MAILING BILLS POSTMASTER 102317	Mailing Expenses
2	921	\$	271.65	10	2017 MAILING BILLS POSTMASTER 102317	Mailing Expenses
2	921	\$	154.18	10	2017 MAILING BILLS POSTMASTER 102317	Mailing Expenses
2	921	\$	253.90	11	2017 MAILING BILLS POSTMASTER 110217	Mailing Expenses
2	921	\$	223.67	11	2017 MAILING BILLS POSTMASTER 110217	Mailing Expenses
2	921	\$	126.95	11	2017 MAILING BILLS POSTMASTER 110217	Mailing Expenses
2	921	\$	309.17	11	2017 MAILING BILLS POSTMASTER 112217	Mailing Expenses
2	921	\$	272.37	11	2017 MAILING BILLS POSTMASTER 112217	Mailing Expenses
2	921	\$	154.59	11	2017 MAILING BILLS POSTMASTER 112217	Mailing Expenses
2	921	\$	255.68	12	2017 MAILING BILLS POSTMASTER 120517	Mailing Expenses
2	921	\$	225.24	12	2017 MAILING BILLS POSTMASTER 120517	Mailing Expenses
2	921	\$	127.84	12	2017 MAILING BILLS POSTMASTER 120517	Mailing Expenses
2	921	\$	321.23	12	2017 MAILING BILLS POSTMASTER 122117	Mailing Expenses
2	921	\$	282.99	12	2017 MAILING BILLS POSTMASTER 122117	Mailing Expenses
2	921	\$	160.61	12	2017 MAILING BILLS POSTMASTER 122117	Mailing Expenses
2	921	\$	252.25	5	2017 MAILING CYCLE 4 POSTMASTER 05052017	Mailing Expenses
2	921	\$	222.22	5	2017 MAILING CYCLE 4 POSTMASTER 05052017	Mailing Expenses
2	921	\$	478.44	3	2017 CR CARD PROC FEE-EFT ACH DIRECT	Banking Fees
2	921	\$	1,483.11	4	2017 CR CARD PROC FEE-EFT ACH DIRECT	Banking Fees
2	921	\$	958.55	8	2017 DISTRIBUTE PREPAID MAINTENANCE	Software
2	921	\$	92.66	8	2017 DISTRIBUTE PREPAID OFFICE SUPPLIES	Software
2	921	\$	723.86	8	2017 DISTRIBUTE PREPAID ST MAINTENANCE	Software
2	921	\$	126.13	5	2017 MAILING CYCLE 4 POSTMASTER 05052017	Mailing Expenses
2	921	\$	6.65	12	2017 MAILING TO LORRA FIRST NATI 12/17 DENNIS	Mailing Expenses
2	921	\$	23.23	12	2017 MAILING TUBES TRI-CENTRA B363104	Mailing Expenses
2	921	\$	20.06	12	2017 MAILING TUBES TRI-CENTRA B363104	Mailing Expenses
2	921	\$	11.61	12	2017 MAILING TUBES TRI-CENTRA B363104	Mailing Expenses
2	935.1	\$	29.73	5	2017 MAPPING MONITOR AMAZON CAP 0LJP8P5B6XXG	Office Supplies / Equipment
2	935.1	\$	25.67	5	2017 MAPPING MONITOR AMAZON CAP 0LJP8P5B6XXG	Office Supplies / Equipment

2	935.1	\$	14.87	5	2017 MAPPING MONITOR AMAZON CAP 0LJP8P5B6XXG	Office Supplies / Equipment
2	935.1	\$	31.17	5	2017 MAPPING MONITOR AMAZON CAP 0T6WN4GTB7FT	Office Supplies / Equipment
2	935.1	\$	26.92	5	2017 MAPPING MONITOR AMAZON CAP 0T6WN4GTB7FT	Office Supplies / Equipment
2	935.1	\$	15.59	5	2017 MAPPING MONITOR AMAZON CAP 0T6WN4GTB7FT	Office Supplies / Equipment
2	935.1	\$	93.52	5	2017 MAPPING MONITORS AMAZON CAP 0R1WLR6QC052	Office Supplies / Equipment
2	935.1	\$	80.76	5	2017 MAPPING MONITORS AMAZON CAP 0R1WLR6QC052	Office Supplies / Equipment
2	935.1	\$	46.76	5	2017 MAPPING MONITORS AMAZON CAP 0R1WLR6QC052	Office Supplies / Equipment
2	935.1	\$	79.13	5	2017 MAPPING MONITORS AMAZON CAP 0T6WN4GT51QQ	Office Supplies / Equipment
2	935.1	\$	68.34	5	2017 MAPPING MONITORS AMAZON CAP 0T6WN4GT51QQ	Office Supplies / Equipment
2	935.1	\$	39.56	5	2017 MAPPING MONITORS AMAZON CAP 0T6WN4GT51QQ	Office Supplies / Equipment
2	926	\$	15,503.90	3	2017 MAR 2017 KECHIT	Employee Benefit - Health Insurance
2	926	\$	14,225.59	3	2017 MAR 2017 KECHIT	Employee Benefit - Health Insurance
2	926	\$	12,917.61	3	2017 MAR 2017 KECHIT	Employee Benefit - Health Insurance
2	921	\$	568.13	4	2017 MAR DISPATCH SER COOPERATIV 100251	Utilities / Telephone
2	921	\$	490.66	4	2017 MAR DISPATCH SER COOPERATIV 100251	Utilities / Telephone
2	921	\$	284.06	4	2017 MAR DISPATCH SER COOPERATIV 100251	Utilities / Telephone
2	925	\$	700.06	3	2017 MAR DUES,SUBS,C- KANSAS ELE 133716	Dues - KEC
2	925	\$	604.60	3	2017 MAR DUES,SUBS,C- KANSAS ELE 133716	Dues - KEC
2	925	\$	350.03	3	2017 MAR DUES,SUBS,C- KANSAS ELE 133716	Dues - KEC
2	926	\$	13.22	3	2017 MAR DUES,SUBS,C- KANSAS ELE 133716	Dues - KEC
2	926	\$	11.42	3	2017 MAR DUES,SUBS,C- KANSAS ELE 133716	Dues - KEC
2	926	\$	6.60	3	2017 MAR DUES,SUBS,C- KANSAS ELE 133716	Dues - KEC
2	930.1	\$	550.23	3	2017 MAR DUES,SUBS,C- KANSAS ELE 133716	Dues - KEC
2	930.1	\$	475.20	3	2017 MAR DUES,SUBS,C- KANSAS ELE 133716	Dues - KEC
2	921	\$	1,280.86	4	2017 CR CARD PROC FEE-EFT ACH DIRECT	Banking Fees
2	921	\$	741.55	4	2017 CR CARD PROC FEE-EFT ACH DIRECT	Banking Fees
2	921	\$	544.04	8	2017 DISTRIBUTE PREPAID MAINTENANCE	Software
2	921	\$	52.59	8	2017 DISTRIBUTE PREPAID OFFICE SUPPLIES	Software
2	921	\$	410.84	8	2017 DISTRIBUTE PREPAID ST MAINTENANCE	Software
2	930.1	\$	275.12	3	2017 MAR DUES,SUBS,C- KANSAS ELE 133716	Dues - KEC
2	926	\$	135.15	3	2017 MARCH 17 GROUP A NRECA 17031029A	Employee Benefit - NRECA Group Benefits
2	926	\$	121.01	3	2017 MARCH 17 GROUP A NRECA 17031029A	Employee Benefit - NRECA Group Benefits
2	926	\$	108.19	3	2017 MARCH 17 GROUP A NRECA 17031029A	Employee Benefit - NRECA Group Benefits
2	926	\$	1,153.88	3	2017 MARCH 17 GROUP I NRECA 17030129	Employee Benefit - NRECA Group Benefits
2	926	\$	1,033.13	3	2017 MARCH 17 GROUP I NRECA 17030129	Employee Benefit - NRECA Group Benefits
2	926	\$	923.64	3	2017 MARCH 17 GROUP I NRECA 17030129	Employee Benefit - NRECA Group Benefits
2	926	\$	18,429.91	3	2017 MARCH 17 PENSION NRECA 17038368	Employee Benefit - NRECA Pension
2	926	\$	16,501.33	3	2017 MARCH 17 PENSION NRECA 17038368	Employee Benefit - NRECA Pension
2	926	\$	14,752.65	3	2017 MARCH 17 PENSION NRECA 17038368	Employee Benefit - NRECA Pension
2	926	\$	504.91	3	2017 MARCH 17 PENSION NRECA 17038368A	Employee Benefit - NRECA Pension
2	926	\$	452.07	3	2017 MARCH 17 PENSION NRECA 17038368A	Employee Benefit - NRECA Pension
2	925	\$	(2,141.50)	8	2017 DISTRIBUTE SAFETY	Safety
2	926	\$	404.16	3	2017 MARCH 17 PENSION NRECA 17038368A	Employee Benefit - NRECA Pension
2	930.5	\$	132.00	3	2017 MARCH BOARD MEET CROSSLAND 031617	Board Member Per Diem & Mileage
2	930.5	\$	3.53	3	2017 MARCH BOARD MEET CROSSLAND 031617	Board Member Per Diem & Mileage
2	930.5	\$	114.00	3	2017 MARCH BOARD MEET CROSSLAND 031617	Board Member Per Diem & Mileage
2	930.5	\$	3.05	3	2017 MARCH BOARD MEET CROSSLAND 031617	Board Member Per Diem & Mileage
2	930.5	\$	66.00	3	2017 MARCH BOARD MEET CROSSLAND 031617	Board Member Per Diem & Mileage
2	930.5	\$	1.77	3	2017 MARCH BOARD MEET CROSSLAND 031617	Board Member Per Diem & Mileage
2	930.5	\$	132.00	3	2017 MARCH BOARD MEET EVANS LARR 031617	Board Member Per Diem & Mileage
2	930.5	\$	13.54	3	2017 MARCH BOARD MEET EVANS LARR 031617	Board Member Per Diem & Mileage
2	930.5	\$	114.00	3	2017 MARCH BOARD MEET EVANS LARR 031617	Board Member Per Diem & Mileage
2	925	\$	(1,079.44)	8	2017 DISTRIBUTE SAFETY	Safety
2	930.5	\$	11.69	3	2017 MARCH BOARD MEET EVANS LARR 031617	Board Member Per Diem & Mileage
2	925	\$	(700.06)	8	2017 DISTRIBUTE SAFETY	Safety
2	925	\$	(168.75)	8	2017 DISTRIBUTE SAFETY	Safety
2	925	\$	123.59	8	2017 TRANSPORTATION CLEARING 184.100	Travel
2	925	\$	(1,898.13)	8	2017 DISTRIBUTE SAFETY	Safety
2	930.5	\$	66.00	3	2017 MARCH BOARD MEET EVANS LARR 031617	Board Member Per Diem & Mileage
2	930.5	\$	6.77	3	2017 MARCH BOARD MEET EVANS LARR 031617	Board Member Per Diem & Mileage
2	930.5	\$	132.00	3	2017 MARCH BOARD MEET HOBBS TERR 031617	Board Member Per Diem & Mileage
2	930.5	\$	4.71	3	2017 MARCH BOARD MEET HOBBS TERR 031617	Board Member Per Diem & Mileage
2	930.5	\$	114.00	3	2017 MARCH BOARD MEET HOBBS TERR 031617	Board Member Per Diem & Mileage
2	930.5	\$	4.07	3	2017 MARCH BOARD MEET HOBBS TERR 031617	Board Member Per Diem & Mileage
2	930.5	\$	66.00	3	2017 MARCH BOARD MEET HOBBS TERR 031617	Board Member Per Diem & Mileage
2	930.5	\$	2.35	3	2017 MARCH BOARD MEET HOBBS TERR 031617	Board Member Per Diem & Mileage
2	925	\$	(593.17)	8	2017 DISTRIBUTE SAFETY	Safety
2	930.5	\$	132.00	3	2017 MARCH BOARD MEET JOY FRANK 031617	Board Member Per Diem & Mileage
2	925	\$	(604.60)	8	2017 DISTRIBUTE SAFETY	Safety
2	925	\$	(47.23)	8	2017 DISTRIBUTE SAFETY	Safety
2	925	\$	(3,029.59)	8	2017 DISTRIBUTE SAFETY	Safety
2	930.5	\$	8.24	3	2017 MARCH BOARD MEET JOY FRANK 031617	Board Member Per Diem & Mileage
2	930.5	\$	114.00	3	2017 MARCH BOARD MEET JOY FRANK 031617	Board Member Per Diem & Mileage
2	930.5	\$	7.12	3	2017 MARCH BOARD MEET JOY FRANK 031617	Board Member Per Diem & Mileage
2	930.5	\$	66.00	3	2017 MARCH BOARD MEET JOY FRANK 031617	Board Member Per Diem & Mileage
2	930.5	\$	4.11	3	2017 MARCH BOARD MEET JOY FRANK 031617	Board Member Per Diem & Mileage
2	930.5	\$	132.00	3	2017 MARCH BOARD MEET KELLER MEL 031617	Board Member Per Diem & Mileage
2	930.5	\$	8.47	3	2017 MARCH BOARD MEET KELLER MEL 031617	Board Member Per Diem & Mileage
2	930.5	\$	114.00	3	2017 MARCH BOARD MEET KELLER MEL 031617	Board Member Per Diem & Mileage
2	930.5	\$	7.32	3	2017 MARCH BOARD MEET KELLER MEL 031617	Board Member Per Diem & Mileage
2	925	\$	(783.01)	8	2017 DISTRIBUTE SAFETY	Safety
2	930.5	\$	66.00	3	2017 MARCH BOARD MEET KELLER MEL 031617	Board Member Per Diem & Mileage
2	925	\$	(350.03)	8	2017 DISTRIBUTE SAFETY	Safety
2	925	\$	(113.43)	8	2017 DISTRIBUTE SAFETY	Safety
2	925.1	\$	599.98	8	2017 DISTRIBUTE INSURANCE - VEH & GENERAL	Insurance
2	925.1	\$	528.56	8	2017 DISTRIBUTE INSURANCE - VEH & GENERAL	Insurance
2	925.1	\$	299.99	8	2017 DISTRIBUTE INSURANCE - VEH & GENERAL	Insurance

2	930.5	\$	4.24	3	2017 MARCH BOARD MEET KELLER MEL 031617	Board Member Per Diem & Mileage
2	930.5	\$	132.00	3	2017 MARCH BOARD MEET LUETTERS C 031617	Board Member Per Diem & Mileage
2	930.5	\$	6.59	3	2017 MARCH BOARD MEET LUETTERS C 031617	Board Member Per Diem & Mileage
2	930.5	\$	114.00	3	2017 MARCH BOARD MEET LUETTERS C 031617	Board Member Per Diem & Mileage
2	930.5	\$	5.69	3	2017 MARCH BOARD MEET LUETTERS C 031617	Board Member Per Diem & Mileage
2	930.5	\$	66.00	3	2017 MARCH BOARD MEET LUETTERS C 031617	Board Member Per Diem & Mileage
2	930.5	\$	3.30	3	2017 MARCH BOARD MEET LUETTERS C 031617	Board Member Per Diem & Mileage
2	926	\$	2,237.69	8	2017 DISTRIBUTE CO CONTRIBUTIONS 401K	Employee Benefit - 401(k) Company Match
2	926	\$	3,801.15	8	2017 DISTRIBUTE NRECA PENSION PREPAY	Employee Benefit - NRECA Pension
2	930.5	\$	132.00	3	2017 MARCH BOARD MEET ROHLEDER S 031617	Board Member Per Diem & Mileage
2	930.5	\$	6.83	3	2017 MARCH BOARD MEET ROHLEDER S 031617	Board Member Per Diem & Mileage
2	930.5	\$	114.00	3	2017 MARCH BOARD MEET ROHLEDER S 031617	Board Member Per Diem & Mileage
2	930.5	\$	5.90	3	2017 MARCH BOARD MEET ROHLEDER S 031617	Board Member Per Diem & Mileage
2	930.5	\$	66.00	3	2017 MARCH BOARD MEET ROHLEDER S 031617	Board Member Per Diem & Mileage
2	926	\$	28.01	8	2017 TRANSPORTATION CLEARING 184.100	Travel
2	930.5	\$	3.41	3	2017 MARCH BOARD MEET ROHLEDER S 031617	Board Member Per Diem & Mileage
2	930.5	\$	132.00	3	2017 MARCH BOARD MEET SCHAUS RIC 031617	Board Member Per Diem & Mileage
2	930.5	\$	3.30	3	2017 MARCH BOARD MEET SCHAUS RIC 031617	Board Member Per Diem & Mileage
2	930.5	\$	114.00	3	2017 MARCH BOARD MEET SCHAUS RIC 031617	Board Member Per Diem & Mileage
2	930.5	\$	2.85	3	2017 MARCH BOARD MEET SCHAUS RIC 031617	Board Member Per Diem & Mileage
2	930.5	\$	66.00	3	2017 MARCH BOARD MEET SCHAUS RIC 031617	Board Member Per Diem & Mileage
2	930.5	\$	1.64	3	2017 MARCH BOARD MEET SCHAUS RIC 031617	Board Member Per Diem & Mileage
2	930.5	\$	132.00	3	2017 MARCH BOARD MEET WEINHOLD D 031617	Board Member Per Diem & Mileage
2	930.5	\$	23.54	3	2017 MARCH BOARD MEET WEINHOLD D 031617	Board Member Per Diem & Mileage
2	926	\$	1,857.09	8	2017 DISTRIBUTE CO CONTRIBUTIONS 401K	Employee Benefit - 401(k) Company Match
2	926	\$	3,154.62	8	2017 DISTRIBUTE NRECA PENSION PREPAY	Employee Benefit - NRECA Pension
2	930.5	\$	114.00	3	2017 MARCH BOARD MEET WEINHOLD D 031617	Board Member Per Diem & Mileage
2	930.5	\$	20.33	3	2017 MARCH BOARD MEET WEINHOLD D 031617	Board Member Per Diem & Mileage
2	930.5	\$	66.00	3	2017 MARCH BOARD MEET WEINHOLD D 031617	Board Member Per Diem & Mileage
2	930.5	\$	11.77	3	2017 MARCH BOARD MEET WEINHOLD D 031617	Board Member Per Diem & Mileage
2	926	\$	52.89	8	2017 TRANSPORTATION CLEARING 184.100	Travel
2	926	\$	51.78	5	2017 MARK COMPANY T-S JF BEAVER 77953	Employee Benefit - Tool Account
2	921	\$	3.10	5	2017 MARKERS,BINDER TRI-CENTRA B356126	Office Supplies / Equipment
2	921	\$	2.67	5	2017 MARKERS,BINDER TRI-CENTRA B356126	Office Supplies / Equipment
2	921	\$	1.55	5	2017 MARKERS,BINDER TRI-CENTRA B356126	Office Supplies / Equipment
2	926	\$	254.95	5	2017 MARK-YEARS OF SE FIRST NATI 04/17 STACEY	Excludable Employee Benefits
2	935.3	\$	4.53	3	2017 MARKZALL HOME LUMBE 30157	Small Tools / Supplies
2	926	\$	142.12	5	2017 MAY 17 GROUP ADM NRECA 17051029A	Employee Benefit - NRECA Group Benefits
2	926	\$	1,909.14	8	2017 DISTRIBUTE CO CONTRIBUTIONS 401K	Employee Benefit - 401(k) Company Match
2	926	\$	3,243.05	8	2017 DISTRIBUTE NRECA PENSION PREPAY	Employee Benefit - NRECA Pension
2	926	\$	124.46	5	2017 MAY 17 GROUP ADM NRECA 17051029A	Employee Benefit - NRECA Group Benefits
2	926	\$	109.58	5	2017 MAY 17 GROUP ADM NRECA 17051029A	Employee Benefit - NRECA Group Benefits
2	926	\$	1,213.36	5	2017 MAY 17 GROUP INS NRECA 17051029	Employee Benefit - NRECA Group Benefits
2	926	\$	1,062.58	5	2017 MAY 17 GROUP INS NRECA 17051029	Employee Benefit - NRECA Group Benefits
2	926	\$	935.51	5	2017 MAY 17 GROUP INS NRECA 17051029	Employee Benefit - NRECA Group Benefits
2	926	\$	21,317.18	5	2017 MAY 17 PENSION NRECA 17058369	Employee Benefit - NRECA Pension
2	926	\$	11.93	8	2017 TRANSPORTATION CLEARING 184.100	Travel
2	926	\$	18,668.18	5	2017 MAY 17 PENSION NRECA 17058369	Employee Benefit - NRECA Pension
2	926	\$	16,435.91	5	2017 MAY 17 PENSION NRECA 17058369	Employee Benefit - NRECA Pension
2	926	\$	538.42	5	2017 MAY 17 PENSION A NRECA 17058369A	Employee Benefit - NRECA Pension
2	926	\$	471.51	5	2017 MAY 17 PENSION A NRECA 17058369A	Employee Benefit - NRECA Pension
2	926	\$	415.14	5	2017 MAY 17 PENSION A NRECA 17058369A	Employee Benefit - NRECA Pension
2	926	\$	15,707.38	5	2017 MAY 2017 KECHIT	Employee Benefit - Health Insurance
2	926	\$	15,350.59	5	2017 MAY 2017 KECHIT	Employee Benefit - Health Insurance
2	926	\$	12,783.99	5	2017 MAY 2017 KECHIT	Employee Benefit - Health Insurance
2	930.5	\$	132.00	5	2017 MAY BOARD MTG CROSSLAND 051017	Board Member Per Diem & Mileage
2	930.5	\$	114.00	5	2017 MAY BOARD MTG CROSSLAND 051017	Board Member Per Diem & Mileage
2	930.5	\$	66.00	5	2017 MAY BOARD MTG CROSSLAND 051017	Board Member Per Diem & Mileage
2	930.5	\$	132.00	5	2017 MAY BOARD MTG EVANS LARR 051017	Board Member Per Diem & Mileage
2	930.5	\$	114.00	5	2017 MAY BOARD MTG EVANS LARR 051017	Board Member Per Diem & Mileage
2	930.5	\$	66.00	5	2017 MAY BOARD MTG EVANS LARR 051017	Board Member Per Diem & Mileage
2	930.5	\$	132.00	5	2017 MAY BOARD MTG HOBBS TERR 051017	Board Member Per Diem & Mileage
2	930.5	\$	114.00	5	2017 MAY BOARD MTG HOBBS TERR 051017	Board Member Per Diem & Mileage
2	930.5	\$	66.00	5	2017 MAY BOARD MTG HOBBS TERR 051017	Board Member Per Diem & Mileage
2	930.5	\$	132.00	5	2017 MAY BOARD MTG JOY FRANK 051017	Board Member Per Diem & Mileage
2	930.5	\$	114.00	5	2017 MAY BOARD MTG JOY FRANK 051017	Board Member Per Diem & Mileage
2	930.5	\$	66.00	5	2017 MAY BOARD MTG JOY FRANK 051017	Board Member Per Diem & Mileage
2	930.5	\$	132.00	5	2017 MAY BOARD MTG KELLER MEL 051017	Board Member Per Diem & Mileage
2	930.5	\$	114.00	5	2017 MAY BOARD MTG KELLER MEL 051017	Board Member Per Diem & Mileage
2	930.5	\$	66.00	5	2017 MAY BOARD MTG KELLER MEL 051017	Board Member Per Diem & Mileage
2	930.5	\$	132.00	5	2017 MAY BOARD MTG LUETTERS C 051017	Board Member Per Diem & Mileage
2	930.5	\$	114.00	5	2017 MAY BOARD MTG LUETTERS C 051017	Board Member Per Diem & Mileage
2	930.5	\$	66.00	5	2017 MAY BOARD MTG LUETTERS C 051017	Board Member Per Diem & Mileage
2	930.5	\$	132.00	5	2017 MAY BOARD MTG ROHLEDER S 051017	Board Member Per Diem & Mileage
2	930.5	\$	114.00	5	2017 MAY BOARD MTG ROHLEDER S 051017	Board Member Per Diem & Mileage
2	930.5	\$	66.00	5	2017 MAY BOARD MTG ROHLEDER S 051017	Board Member Per Diem & Mileage
2	930.5	\$	132.00	5	2017 MAY BOARD MTG SCHAUS RIC 051017	Board Member Per Diem & Mileage
2	930.2	\$	597.36	8	2017 DISTRIBUTE PROPERTY TAX	Property Tax
2	930.2	\$	29.26	8	2017 DISTRIBUTE INSURANCE - PROP LIAB & UMB	Insurance
2	930.2	\$	526.24	8	2017 DISTRIBUTE PROPERTY TAX	Property Tax
2	930.2	\$	25.78	8	2017 DISTRIBUTE INSURANCE - PROP LIAB & UMB	Insurance
2	930.2	\$	298.68	8	2017 DISTRIBUTE PROPERTY TAX	Property Tax
2	930.2	\$	14.63	8	2017 DISTRIBUTE INSURANCE - PROP LIAB & UMB	Insurance
2	930.4	\$	14.05	8	2017 DISTRIBUTE VACATION	Employee Benefit - Vacation
2	930.4	\$	16.52	8	2017 DISTRIBUTE SAFETY	Safety
2	930.5	\$	114.00	5	2017 MAY BOARD MTG SCHAUS RIC 051017	Board Member Per Diem & Mileage
2	930.5	\$	66.00	5	2017 MAY BOARD MTG SCHAUS RIC 051017	Board Member Per Diem & Mileage

2	930.5 \$	132.00	5	2017 MAY BOARD MTG WEINHOLD D 051017	Board Member Per Diem & Mileage
2	930.5 \$	114.00	5	2017 MAY BOARD MTG WEINHOLD D 051017	Board Member Per Diem & Mileage
2	930.5 \$	66.00	5	2017 MAY BOARD MTG WEINHOLD D 051017	Board Member Per Diem & Mileage
2	930.4 \$	13.05	8	2017 DISTRIBUTE INSURANCE - DOM	Insurance - DOM
2	930.4 \$	3.64	8	2017 DISTRIBUTE WC INSURANCE	Employee Benefit - Work Comp Insurance
2	930.4 \$	12.06	8	2017 DISTRIBUTE VACATION	Employee Benefit - Vacation
2	930.4 \$	13.13	8	2017 DISTRIBUTE SAFETY	Safety
2	930.5 \$	3.53	5	2017 MAY BOARD MTG MI CROSSLAND 051017	Board Member Per Diem & Mileage
2	930.5 \$	3.05	5	2017 MAY BOARD MTG MI CROSSLAND 051017	Board Member Per Diem & Mileage
2	930.5 \$	1.77	5	2017 MAY BOARD MTG MI CROSSLAND 051017	Board Member Per Diem & Mileage
2	930.5 \$	13.54	5	2017 MAY BOARD MTG MI EVANS LARR 051017	Board Member Per Diem & Mileage
2	930.5 \$	11.69	5	2017 MAY BOARD MTG MI EVANS LARR 051017	Board Member Per Diem & Mileage
2	930.4 \$	11.51	8	2017 DISTRIBUTE INSURANCE - DOM	Insurance - DOM
2	930.4 \$	3.12	8	2017 DISTRIBUTE WC INSURANCE	Employee Benefit - Work Comp Insurance
2	930.4 \$	7.12	8	2017 DISTRIBUTE VACATION	Employee Benefit - Vacation
2	930.4 \$	10.26	8	2017 DISTRIBUTE SAFETY	Safety
2	930.5 \$	6.77	5	2017 MAY BOARD MTG MI EVANS LARR 051017	Board Member Per Diem & Mileage
2	930.5 \$	4.71	5	2017 MAY BOARD MTG MI HOBBS TERR 051017	Board Member Per Diem & Mileage
2	930.5 \$	4.07	5	2017 MAY BOARD MTG MI HOBBS TERR 051017	Board Member Per Diem & Mileage
2	930.5 \$	2.35	5	2017 MAY BOARD MTG MI HOBBS TERR 051017	Board Member Per Diem & Mileage
2	930.5 \$	8.24	5	2017 MAY BOARD MTG MI JOY FRANK 051017	Board Member Per Diem & Mileage
2	930.4 \$	6.53	8	2017 DISTRIBUTE INSURANCE - DOM	Insurance - DOM
2	930.4 \$	1.84	8	2017 DISTRIBUTE WC INSURANCE	Employee Benefit - Work Comp Insurance
2	930.5 \$	7.12	5	2017 MAY BOARD MTG MI JOY FRANK 051017	Board Member Per Diem & Mileage
2	930.5 \$	4.11	5	2017 MAY BOARD MTG MI JOY FRANK 051017	Board Member Per Diem & Mileage
2	930.5 \$	8.47	5	2017 MAY BOARD MTG MI KELLER MEL 051017	Board Member Per Diem & Mileage
2	930.5 \$	7.32	5	2017 MAY BOARD MTG MI KELLER MEL 051017	Board Member Per Diem & Mileage
2	930.5 \$	4.24	5	2017 MAY BOARD MTG MI KELLER MEL 051017	Board Member Per Diem & Mileage
2	930.5 \$	6.59	5	2017 MAY BOARD MTG MI LUETTERS C 051017	Board Member Per Diem & Mileage
2	930.5 \$	5.69	5	2017 MAY BOARD MTG MI LUETTERS C 051017	Board Member Per Diem & Mileage
2	930.5 \$	3.30	5	2017 MAY BOARD MTG MI LUETTERS C 051017	Board Member Per Diem & Mileage
2	930.5 \$	6.83	5	2017 MAY BOARD MTG MI ROHLEDER S 051017	Board Member Per Diem & Mileage
2	930.5 \$	5.90	5	2017 MAY BOARD MTG MI ROHLEDER S 051017	Board Member Per Diem & Mileage
2	930.5 \$	3.41	5	2017 MAY BOARD MTG MI ROHLEDER S 051017	Board Member Per Diem & Mileage
2	930.5 \$	3.30	5	2017 MAY BOARD MTG MI SCHAUS RIC 051017	Board Member Per Diem & Mileage
2	930.5 \$	2.85	5	2017 MAY BOARD MTG MI SCHAUS RIC 051017	Board Member Per Diem & Mileage
2	930.5 \$	1.64	5	2017 MAY BOARD MTG MI SCHAUS RIC 051017	Board Member Per Diem & Mileage
2	930.5 \$	23.54	5	2017 MAY BOARD MTG MI WEINHOLD D 051017	Board Member Per Diem & Mileage
2	930.5 \$	20.33	5	2017 MAY BOARD MTG MI WEINHOLD D 051017	Board Member Per Diem & Mileage
2	930.5 \$	11.77	5	2017 MAY BOARD MTG MI WEINHOLD D 051017	Board Member Per Diem & Mileage
2	921 \$	874.17	6	2017 MAY DISPATCH SER COOPERATIV 101254	Utilities / Telephone
2	921 \$	754.96	6	2017 MAY DISPATCH SER COOPERATIV 101254	Utilities / Telephone
2	921 \$	437.08	6	2017 MAY DISPATCH SER COOPERATIV 101254	Utilities / Telephone
2	925 \$	700.06	5	2017 MAY DUES,SUBS,C- KANSAS ELE 134016	Dues - KEC
2	925 \$	604.60	5	2017 MAY DUES,SUBS,C- KANSAS ELE 134016	Dues - KEC
2	925 \$	350.03	5	2017 MAY DUES,SUBS,C- KANSAS ELE 134016	Dues - KEC
2	926 \$	13.19	5	2017 MAY DUES,SUBS,C- KANSAS ELE 134016	Dues - KEC
2	926 \$	11.39	5	2017 MAY DUES,SUBS,C- KANSAS ELE 134016	Dues - KEC
2	926 \$	6.59	5	2017 MAY DUES,SUBS,C- KANSAS ELE 134016	Dues - KEC
2	930.1 \$	550.26	5	2017 MAY DUES,SUBS,C- KANSAS ELE 134016	Dues - KEC
2	930.1 \$	475.22	5	2017 MAY DUES,SUBS,C- KANSAS ELE 134016	Dues - KEC
2	930.1 \$	275.13	5	2017 MAY DUES,SUBS,C- KANSAS ELE 134016	Dues - KEC
2	930.1 \$	40.00	11	2017 MCL VOLLEYBALL T PLAINVILLE 101217	Advertising
2	935.3 \$	27.23	4	2017 MEASURING TAPES CARMICHEAL A112394	Small Tools / Supplies
2	935.3 \$	11.96	4	2017 MED GRIND WHEEL TRUE VALUE B91843	Small Tools / Supplies
2	926 \$	47.72	2	2017 MELISSA BANKRUPT FIRST NATI 01/17 STACEY	Training / Education
2	926 \$	41.21	2	2017 MELISSA BANKRUPT FIRST NATI 01/17 STACEY	Training / Education
2	926 \$	23.86	2	2017 MELISSA BANKRUPT FIRST NATI 01/17 STACEY	Training / Education
2	921 \$	171.45	10	2017 MELISSA CHAIR TRI-CENTRA B360367	Office Supplies / Equipment
2	921 \$	148.07	10	2017 MELISSA CHAIR TRI-CENTRA B360367	Office Supplies / Equipment
2	921 \$	85.74	10	2017 MELISSA CHAIR TRI-CENTRA B360367	Office Supplies / Equipment
2	926 \$	8.50	4	2017 MERCHANT TESTING FIRST NATI 03/17 DENNIS	Training / Education
2	935.1 \$	72.12	4	2017 MICE FIRST NATI 03/17 NEIL	Office Supplies / Equipment
2	935.1 \$	72.12	4	2017 MICE FIRST NATI 03/17 NEIL	Office Supplies / Equipment
2	935.1 \$	1,280.92	1	2017 MICROSOFT SERVER IT1 SOURCE 567974-IN	Office Supplies / Equipment
2	935.1 \$	1,106.25	1	2017 MICROSOFT SERVER IT1 SOURCE 567974-IN	Office Supplies / Equipment
2	935.1 \$	640.45	1	2017 MICROSOFT SERVER IT1 SOURCE 567974-IN	Office Supplies / Equipment
2	935.1 \$	7.65	5	2017 MILEAGE TO HAYS MALSAM NEI 051117	Travel
2	935.1 \$	6.61	5	2017 MILEAGE TO HAYS MALSAM NEI 051117	Travel
2	935.1 \$	3.83	5	2017 MILEAGE TO HAYS MALSAM NEI 051117	Travel
2	935.1 \$	15.18	7	2017 MINDJET SOFTWARE FIRST NATI 06/17 CRAIG	Software
2	935.1 \$	13.11	7	2017 MINDJET SOFTWARE FIRST NATI 06/17 CRAIG	Software
2	935.1 \$	7.59	7	2017 MINDJET SOFTWARE FIRST NATI 06/17 CRAIG	Software
2	935 \$	43.89	12	2017 MINI BLIND HOME LUMBE 40699	Building Maintenance
2	930.1 \$	150.30	9	2017 MINI FOOTBALLS-3 JF BEAVER 78493	Advertising
2	930.1 \$	129.81	9	2017 MINI FOOTBALLS-3 JF BEAVER 78493	Advertising
2	930.1 \$	75.15	9	2017 MINI FOOTBALLS-3 JF BEAVER 78493	Advertising
2	930.1 \$	101.56	1	2017 MINI VINYL BASKE JF BEAVER 77591	Advertising
2	930.1 \$	87.71	1	2017 MINI VINYL BASKE JF BEAVER 77591	Advertising
2	930.1 \$	50.78	1	2017 MINI VINYL BASKE JF BEAVER 77591	Advertising
2	930.1 \$	90.80	2	2017 MINI VINYL BASKE JF BEAVER 77660	Advertising
2	930.1 \$	78.42	2	2017 MINI VINYL BASKE JF BEAVER 77660	Advertising
2	930.1 \$	45.39	2	2017 MINI VINYL BASKE JF BEAVER 77660	Advertising
2	935.1 \$	36.06	4	2017 MOUSE FIRST NATI 03/17 NEIL	Office Supplies / Equipment
2	935.1 \$	5.61	12	2017 MOUSE FOR MELISS AMAZON CAP 1W4VQNM7V9W	Office Supplies / Equipment
2	935.1 \$	4.85	12	2017 MOUSE FOR MELISS AMAZON CAP 1W4VQNM7V9W	Office Supplies / Equipment
2	935.1 \$	2.80	12	2017 MOUSE FOR MELISS AMAZON CAP 1W4VQNM7V9W	Office Supplies / Equipment

2	935	\$	5.48	7	2017 MOUSE TRAP HOME LUMBE 35014	Small Tools / Supplies
2	935	\$	6.26	2	2017 MOUSE TRAPS FIRST NATI 01/17 JAY	Small Tools / Supplies
2	921	\$	267.00	3	2017 MVRS SUPPORT 2ND ITRON INC 443266	Software
2	930.42	\$	3.60	7	2017 NAME PLATES-TERR TRI-CENTRA B358259	Office Supplies / Equipment
2	930.42	\$	3.11	7	2017 NAME PLATES-TERR TRI-CENTRA B358259	Office Supplies / Equipment
2	930.42	\$	1.79	7	2017 NAME PLATES-TERR TRI-CENTRA B358259	Office Supplies / Equipment
2	930.1	\$	29.95	6	2017 NATIONAL EMS WEE ELLSWORTH 053117	Advertising
2	926	\$	439.15	12	2017 NEIL-NRECA TECH FIRST NATI 12/17 NEIL	Training / Education
2	926	\$	379.27	12	2017 NEIL-NRECA TECH FIRST NATI 12/17 NEIL	Training / Education
2	926	\$	219.57	12	2017 NEIL-NRECA TECH FIRST NATI 12/17 NEIL	Training / Education
2	926	\$	15.92	11	2017 NESC WORKSHOP-AA FIRST NATI 10/17 #108	Training / Education
2	926	\$	1,000.00	10	2017 NESC WORKSHOP-AA KANSAS ELE 134670	Training / Education
2	926	\$	1,000.00	10	2017 NESC WORKSHOP-JE KANSAS ELE 134670	Training / Education
2	926	\$	1,000.00	10	2017 NESC WORKSHOP-MA KANSAS ELE 134670	Training / Education
2	926	\$	48.15	10	2017 NESC WORKSHOP-WI CASEY JERR 101117	Training / Education
2	926	\$	48.15	10	2017 NESC WORKSHOP-WI CASEY JERR 101117A	Training / Education
2	926	\$	190.46	10	2017 NESC WORKSHOP-WI FRIEB AARO 101117	Training / Education
2	926	\$	123.05	10	2017 NESC WORKSHOP-WI KLEIN MARK 101117	Training / Education
2	926	\$	403.44	11	2017 NESC WRKSH-P-AARO FIRST NATI 10/17 NATE	Training / Education
2	926	\$	27.58	11	2017 NESC WRKSH-P-JERR FIRST NATI 10/17 MARK	Training / Education
2	926	\$	388.44	11	2017 NESC WRKSH-P-JERR FIRST NATI 10/17 NATE	Training / Education
2	926	\$	27.58	11	2017 NESC WRKSH-P-MARK FIRST NATI 10/17 MARK	Training / Education
2	926	\$	388.44	11	2017 NESC WRKSH-P-MARK FIRST NATI 10/17 NATE	Training / Education
2	935.1	\$	14.85	9	2017 NETGEAR SWITCHES AMAZON CAP 1WNXTGRWQLGR	Office Supplies / Equipment
2	935.1	\$	12.83	9	2017 NETGEAR SWITCHES AMAZON CAP 1WNXTGRWQLGR	Office Supplies / Equipment
2	935.1	\$	7.43	9	2017 NETGEAR SWITCHES AMAZON CAP 1WNXTGRWQLGR	Office Supplies / Equipment
2	935.2	\$	9.09	12	2017 NETWORK MODULE-R AMAZON CAP 1GQC79MN1MG9	Office Supplies / Equipment
2	935.2	\$	7.85	12	2017 NETWORK MODULE-R AMAZON CAP 1GQC79MN1MG9	Office Supplies / Equipment
2	935.2	\$	4.54	12	2017 NETWORK MODULE-R AMAZON CAP 1GQC79MN1MG9	Office Supplies / Equipment
2	925	\$	2,561.36	1	2017 NEW GLOVES & TES PROTECTIVE 56232	Safety
2	925	\$	268.63	3	2017 NEW PAIR/RUBBER PROTECTIVE 56931	Safety
2	935.2	\$	45.17	12	2017 NEWWORK MODULES IT1 SOURCE 595215-IN	Office Supplies / Equipment
2	935.2	\$	39.01	12	2017 NEWWORK MODULES IT1 SOURCE 595215-IN	Office Supplies / Equipment
2	935.2	\$	22.58	12	2017 NEWWORK MODULES IT1 SOURCE 595215-IN	Office Supplies / Equipment
2	930.4	\$	12.01	6	2017 NEX-TECH INTERN CRAMER CRA 053017	Training / Education
2	930.4	\$	10.37	6	2017 NEX-TECH INTERN CRAMER CRA 053017	Training / Education
2	930.4	\$	6.00	6	2017 NEX-TECH INTERN CRAMER CRA 053017	Training / Education
2	930.4	\$	7.77	2	2017 NEX-TECH IT PEER CRAMER CRA 020717	Training / Education
2	930.4	\$	6.71	2	2017 NEX-TECH IT PEER CRAMER CRA 020717	Training / Education
2	930.4	\$	3.88	2	2017 NEX-TECH IT PEER CRAMER CRA 020717	Training / Education
2	930.4	\$	7.06	7	2017 NEX-TECH IT PEER CRAMER CRA 071117	Training / Education
2	930.4	\$	6.10	7	2017 NEX-TECH IT PEER CRAMER CRA 071117	Training / Education
2	930.4	\$	3.53	7	2017 NEX-TECH IT PEER CRAMER CRA 071117	Training / Education
2	930.4	\$	89.96	9	2017 NEX-TECH IT PEER CRAMER CRA 092217	Training / Education
2	930.4	\$	77.69	9	2017 NEX-TECH IT PEER CRAMER CRA 092217	Training / Education
2	930.4	\$	44.97	9	2017 NEX-TECH IT PEER CRAMER CRA 092217	Training / Education
2	930.4	\$	11.00	5	2017 NEX-TECH TECHEDG FIRST NATI 04/17 CRAIG	Training / Education
2	930.4	\$	9.50	5	2017 NEX-TECH TECHEDG FIRST NATI 04/17 CRAIG	Training / Education
2	930.4	\$	5.50	5	2017 NEX-TECH TECHEDG FIRST NATI 04/17 CRAIG	Training / Education
2	930.41	\$	22.00	3	2017 NOMINATING COMMI BRUNGARDT 031517	Board Nominating Committee Expenses
2	930.41	\$	19.00	3	2017 NOMINATING COMMI BRUNGARDT 031517	Board Nominating Committee Expenses
2	930.41	\$	11.00	3	2017 NOMINATING COMMI BRUNGARDT 031517	Board Nominating Committee Expenses
2	930.41	\$	27.84	3	2017 NOMINATING COMMI KUPPETZ JO 031517	Board Nominating Committee Expenses
2	930.5	\$	117.54	8	2017 DISTRIBUTE INSURANCE - DOM	Insurance - DOM
2	930.41	\$	24.04	3	2017 NOMINATING COMMI KUPPETZ JO 031517	Board Nominating Committee Expenses
2	930.41	\$	13.92	3	2017 NOMINATING COMMI KUPPETZ JO 031517	Board Nominating Committee Expenses
2	930.41	\$	22.00	3	2017 NOMINATING COMMI LAMBERT TE 031517	Board Nominating Committee Expenses
2	930.41	\$	19.00	3	2017 NOMINATING COMMI LAMBERT TE 031517	Board Nominating Committee Expenses
2	930.41	\$	11.00	3	2017 NOMINATING COMMI LAMBERT TE 031517	Board Nominating Committee Expenses
2	930.41	\$	38.48	3	2017 NOMINATING COMMI LUNDGREN L 031517	Board Nominating Committee Expenses
2	930.41	\$	33.23	3	2017 NOMINATING COMMI LUNDGREN L 031517	Board Nominating Committee Expenses
2	930.41	\$	19.24	3	2017 NOMINATING COMMI LUNDGREN L 031517	Board Nominating Committee Expenses
2	930.41	\$	45.54	3	2017 NOMINATING COMMI MEHLER JON 031517	Board Nominating Committee Expenses
2	930.41	\$	39.33	3	2017 NOMINATING COMMI MEHLER JON 031517	Board Nominating Committee Expenses
2	930.41	\$	22.77	3	2017 NOMINATING COMMI MEHLER JON 031517	Board Nominating Committee Expenses
2	930.41	\$	22.00	3	2017 NOMINATING COMMI MODEN ERIC 031517	Board Nominating Committee Expenses
2	930.41	\$	19.00	3	2017 NOMINATING COMMI MODEN ERIC 031517	Board Nominating Committee Expenses
2	930.41	\$	11.00	3	2017 NOMINATING COMMI MODEN ERIC 031517	Board Nominating Committee Expenses
2	930.41	\$	29.06	3	2017 NOMINATING COMMI PAYNE JOHN 031517	Board Nominating Committee Expenses
2	930.41	\$	25.10	3	2017 NOMINATING COMMI PAYNE JOHN 031517	Board Nominating Committee Expenses
2	930.41	\$	14.53	3	2017 NOMINATING COMMI PAYNE JOHN 031517	Board Nominating Committee Expenses
2	930.41	\$	22.00	3	2017 NOMINATING COMMI RIEDEL JOH 031517	Board Nominating Committee Expenses
2	930.41	\$	19.00	3	2017 NOMINATING COMMI RIEDEL JOH 031517	Board Nominating Committee Expenses
2	930.41	\$	11.00	3	2017 NOMINATING COMMI RIEDEL JOH 031517	Board Nominating Committee Expenses
2	930.41	\$	22.00	3	2017 NOMINATING COMMI STAAB BRIA 031517	Board Nominating Committee Expenses
2	930.41	\$	19.00	3	2017 NOMINATING COMMI STAAB BRIA 031517	Board Nominating Committee Expenses
2	930.41	\$	11.00	3	2017 NOMINATING COMMI STAAB BRIA 031517	Board Nominating Committee Expenses
2	930.1	\$	32.28	6	2017 NONDISCRIMINATIO DOWNS NEWS 062217	Required Public Notices
2	930.1	\$	38.22	6	2017 NONDISCRIMINATIO ELLSWORTH 062217	Required Public Notices
2	930.1	\$	21.50	11	2017 NONDISCRIMINATIO LINCOLN SE 92485	Required Public Notices
2	930.1	\$	10.12	7	2017 NONDISCRIMINATIO LUCAS PUBL 20911	Required Public Notices
2	930.1	\$	10.13	7	2017 NONDISCRIMINATIO LUCAS PUBL 20911	Required Public Notices
2	930.1	\$	24.07	6	2017 NONDISCRIMINATIO OSBORNE CO 062217	Required Public Notices
2	930.1	\$	39.97	6	2017 NONDISCRIMINATIO PLAINVILLE 062317	Required Public Notices
2	930.1	\$	12.00	6	2017 NONDISCRIMINATIO RUSH COUNT 8611	Required Public Notices
2	930.1	\$	33.40	6	2017 NONDISCRIMINATIO RUSSELL CO 062317	Required Public Notices
2	930.1	\$	33.72	6	2017 NONDISCRIMINATIO STAR COMMU 51270LEAD	Required Public Notices

2	930.1	\$	31.50	6	2017 NONDISCRIMINATIO STAR COMMU 51273HOIS	Required Public Notices
2	930.1	\$	23.58	6	2017 NONDISCRIMINATIO STOCKTON S 062217	Required Public Notices
2	935.1	\$	249.14	11	2017 NOV COMMAND CENT LANDIS+GYR 990256575	Software
2	935.1	\$	249.14	11	2017 NOV COMMAND CENT LANDIS+GYR 990256575	Software
2	935.1	\$	215.17	11	2017 NOV COMMAND CENT LANDIS+GYR 990256575	Software
2	935.1	\$	215.17	11	2017 NOV COMMAND CENT LANDIS+GYR 990256575	Software
2	930.5	\$	103.55	8	2017 DISTRIBUTE INSURANCE - DOM	Insurance - DOM
2	935.1	\$	124.57	11	2017 NOV COMMAND CENT LANDIS+GYR 990256575	Software
2	935.1	\$	124.57	11	2017 NOV COMMAND CENT LANDIS+GYR 990256575	Software
2	921	\$	545.00	12	2017 NOV DISPATCH SER COOPERATIV 104337	Utilities / Telephone
2	921	\$	470.68	12	2017 NOV DISPATCH SER COOPERATIV 104337	Utilities / Telephone
2	921	\$	272.50	12	2017 NOV DISPATCH SER COOPERATIV 104337	Utilities / Telephone
2	925	\$	700.06	11	2017 NOV DUES,SUBS,C- KANSAS ELE 134736	Dues - KEC
2	925	\$	700.06	11	2017 NOV DUES,SUBS,C- KANSAS ELE 134736	Dues - KEC
2	925	\$	604.60	11	2017 NOV DUES,SUBS,C- KANSAS ELE 134736	Dues - KEC
2	925	\$	604.60	11	2017 NOV DUES,SUBS,C- KANSAS ELE 134736	Dues - KEC
2	925	\$	350.03	11	2017 NOV DUES,SUBS,C- KANSAS ELE 134736	Dues - KEC
2	925	\$	350.03	11	2017 NOV DUES,SUBS,C- KANSAS ELE 134736	Dues - KEC
2	926	\$	13.20	11	2017 NOV DUES,SUBS,C- KANSAS ELE 134736	Dues - KEC
2	926	\$	13.20	11	2017 NOV DUES,SUBS,C- KANSAS ELE 134736	Dues - KEC
2	926	\$	11.40	11	2017 NOV DUES,SUBS,C- KANSAS ELE 134736	Dues - KEC
2	926	\$	11.40	11	2017 NOV DUES,SUBS,C- KANSAS ELE 134736	Dues - KEC
2	926	\$	6.60	11	2017 NOV DUES,SUBS,C- KANSAS ELE 134736	Dues - KEC
2	926	\$	6.60	11	2017 NOV DUES,SUBS,C- KANSAS ELE 134736	Dues - KEC
2	930.1	\$	550.25	11	2017 NOV DUES,SUBS,C- KANSAS ELE 134736	Dues - KEC
2	930.1	\$	550.25	11	2017 NOV DUES,SUBS,C- KANSAS ELE 134736	Dues - KEC
2	930.1	\$	475.21	11	2017 NOV DUES,SUBS,C- KANSAS ELE 134736	Dues - KEC
2	930.1	\$	475.21	11	2017 NOV DUES,SUBS,C- KANSAS ELE 134736	Dues - KEC
2	930.1	\$	275.13	11	2017 NOV DUES,SUBS,C- KANSAS ELE 134736	Dues - KEC
2	930.1	\$	275.13	11	2017 NOV DUES,SUBS,C- KANSAS ELE 134736	Dues - KEC
2	926	\$	55.00	11	2017 NOV FIT THUMB FE FIT THUMB 5966	Employee Benefit - Wellness Program
2	926	\$	55.00	11	2017 NOV FIT THUMB FE FIT THUMB 5966	Employee Benefit - Wellness Program
2	926	\$	47.50	11	2017 NOV FIT THUMB FE FIT THUMB 5966	Employee Benefit - Wellness Program
2	926	\$	47.50	11	2017 NOV FIT THUMB FE FIT THUMB 5966	Employee Benefit - Wellness Program
2	926	\$	27.50	11	2017 NOV FIT THUMB FE FIT THUMB 5966	Employee Benefit - Wellness Program
2	926	\$	27.50	11	2017 NOV FIT THUMB FE FIT THUMB 5966	Employee Benefit - Wellness Program
2	926	\$	1,099.90	11	2017 NOVEMBER 17 GROU NRECA 17111029	Employee Benefit - NRECA Group Benefits
2	926	\$	872.72	11	2017 NOVEMBER 17 GROU NRECA 17111029	Employee Benefit - NRECA Group Benefits
2	926	\$	932.54	11	2017 NOVEMBER 17 GROU NRECA 17111029	Employee Benefit - NRECA Group Benefits
2	926	\$	129.33	11	2017 NOVEMBER 17 GROU NRECA 17111029A	Employee Benefit - NRECA Group Benefits
2	926	\$	102.62	11	2017 NOVEMBER 17 GROU NRECA 17111029A	Employee Benefit - NRECA Group Benefits
2	926	\$	109.65	11	2017 NOVEMBER 17 GROU NRECA 17111029A	Employee Benefit - NRECA Group Benefits
2	926	\$	505.79	11	2017 NOVEMBER 17 PENS NRECA 17118371A	Employee Benefit - NRECA Pension
2	926	\$	401.33	11	2017 NOVEMBER 17 PENS NRECA 17118371A	Employee Benefit - NRECA Pension
2	926	\$	428.83	11	2017 NOVEMBER 17 PENS NRECA 17118371A	Employee Benefit - NRECA Pension
2	926	\$	16,193.11	11	2017 NOVEMBER 2017 KECHIT	Employee Benefit - Health Insurance
2	930.5	\$	58.77	8	2017 DISTRIBUTE INSURANCE - DOM	Insurance - DOM
2	935	\$	5.53	8	2017 DISTRIBUTE VACATION	Employee Benefit - Vacation
2	926	\$	13,797.01	11	2017 NOVEMBER 2017 KECHIT	Employee Benefit - Health Insurance
2	926	\$	12,547.62	11	2017 NOVEMBER 2017 KECHIT	Employee Benefit - Health Insurance
2	930.5	\$	132.00	11	2017 NOVEMBER BOARD M CROSSLAND 111617	Board Member Per Diem & Mileage
2	930.5	\$	3.53	11	2017 NOVEMBER BOARD M CROSSLAND 111617	Board Member Per Diem & Mileage
2	935	\$	6.50	8	2017 DISTRIBUTE SAFETY	Safety
2	935	\$	1.43	8	2017 DISTRIBUTE WC INSURANCE	Employee Benefit - Work Comp Insurance
2	930.5	\$	132.00	11	2017 NOVEMBER BOARD M CROSSLAND 111617	Board Member Per Diem & Mileage
2	930.5	\$	3.53	11	2017 NOVEMBER BOARD M CROSSLAND 111617	Board Member Per Diem & Mileage
2	930.5	\$	114.00	11	2017 NOVEMBER BOARD M CROSSLAND 111617	Board Member Per Diem & Mileage
2	935	\$	4.36	8	2017 DISTRIBUTE VACATION	Employee Benefit - Vacation
2	935	\$	6.28	8	2017 DISTRIBUTE SAFETY	Safety
2	935	\$	1.13	8	2017 DISTRIBUTE WC INSURANCE	Employee Benefit - Work Comp Insurance
2	935.1	\$	126.60	8	2017 DISTRIBUTE VACATION	Employee Benefit - Vacation
2	935.1	\$	148.79	8	2017 DISTRIBUTE SAFETY	Safety
2	930.5	\$	3.05	11	2017 NOVEMBER BOARD M CROSSLAND 111617	Board Member Per Diem & Mileage
2	930.5	\$	114.00	11	2017 NOVEMBER BOARD M CROSSLAND 111617	Board Member Per Diem & Mileage
2	930.5	\$	3.05	11	2017 NOVEMBER BOARD M CROSSLAND 111617	Board Member Per Diem & Mileage
2	930.5	\$	66.00	11	2017 NOVEMBER BOARD M CROSSLAND 111617	Board Member Per Diem & Mileage
2	930.5	\$	1.77	11	2017 NOVEMBER BOARD M CROSSLAND 111617	Board Member Per Diem & Mileage
2	930.5	\$	66.00	11	2017 NOVEMBER BOARD M CROSSLAND 111617	Board Member Per Diem & Mileage
2	930.5	\$	1.77	11	2017 NOVEMBER BOARD M CROSSLAND 111617	Board Member Per Diem & Mileage
2	935.1	\$	32.78	8	2017 DISTRIBUTE WC INSURANCE	Employee Benefit - Work Comp Insurance
2	935.1	\$	109.25	8	2017 DISTRIBUTE VACATION	Employee Benefit - Vacation
2	935.1	\$	118.90	8	2017 DISTRIBUTE SAFETY	Safety
2	930.5	\$	132.00	11	2017 NOVEMBER BOARD M EVANS LARR 111617	Board Member Per Diem & Mileage
2	930.5	\$	13.54	11	2017 NOVEMBER BOARD M EVANS LARR 111617	Board Member Per Diem & Mileage
2	930.5	\$	132.00	11	2017 NOVEMBER BOARD M EVANS LARR 111617	Board Member Per Diem & Mileage
2	930.5	\$	13.54	11	2017 NOVEMBER BOARD M EVANS LARR 111617	Board Member Per Diem & Mileage
2	930.5	\$	114.00	11	2017 NOVEMBER BOARD M EVANS LARR 111617	Board Member Per Diem & Mileage
2	930.5	\$	11.69	11	2017 NOVEMBER BOARD M EVANS LARR 111617	Board Member Per Diem & Mileage
2	930.5	\$	114.00	11	2017 NOVEMBER BOARD M EVANS LARR 111617	Board Member Per Diem & Mileage
2	935.1	\$	28.29	8	2017 DISTRIBUTE WC INSURANCE	Employee Benefit - Work Comp Insurance
2	935.1	\$	66.35	8	2017 DISTRIBUTE VACATION	Employee Benefit - Vacation
2	935.1	\$	95.55	8	2017 DISTRIBUTE SAFETY	Safety
2	930.5	\$	11.69	11	2017 NOVEMBER BOARD M EVANS LARR 111617	Board Member Per Diem & Mileage
2	930.5	\$	66.00	11	2017 NOVEMBER BOARD M EVANS LARR 111617	Board Member Per Diem & Mileage
2	930.5	\$	6.77	11	2017 NOVEMBER BOARD M EVANS LARR 111617	Board Member Per Diem & Mileage
2	930.5	\$	66.00	11	2017 NOVEMBER BOARD M EVANS LARR 111617	Board Member Per Diem & Mileage
2	930.5	\$	6.77	11	2017 NOVEMBER BOARD M EVANS LARR 111617	Board Member Per Diem & Mileage



2	930.5	\$	3.41	11	2017 NOVEMBER BOARD M ROHLEDER S 111617	Board Member Per Diem & Mileage
2	930.5	\$	132.00	11	2017 NOVEMBER BOARD M SCHAUS RIC 111617	Board Member Per Diem & Mileage
2	921	\$	1,208.71	5	2017 CR CARD PROC FEE-EFT ACH DIRECT	Banking Fees
2	921	\$	1,043.88	5	2017 CR CARD PROC FEE-EFT ACH DIRECT	Banking Fees
2	930.5	\$	3.30	11	2017 NOVEMBER BOARD M SCHAUS RIC 111617	Board Member Per Diem & Mileage
2	921	\$	1,088.09	9	2017 DISTRIBUTE PREPAID MAINTENANCE	Software
2	921	\$	171.45	9	2017 DISTRIBUTE PREPAID OFFICE SUPPLIES	Software
2	921	\$	922.99	9	2017 DISTRIBUTE PREPAID ST MAINTENANCE	Software
2	921	\$	(14.85)	9	2017 RETURN EFT/BANK CHARGE	Banking Fees
2	930.5	\$	132.00	11	2017 NOVEMBER BOARD M SCHAUS RIC 111617	Board Member Per Diem & Mileage
2	930.5	\$	3.30	11	2017 NOVEMBER BOARD M SCHAUS RIC 111617	Board Member Per Diem & Mileage
2	930.5	\$	114.00	11	2017 NOVEMBER BOARD M SCHAUS RIC 111617	Board Member Per Diem & Mileage
2	930.5	\$	2.85	11	2017 NOVEMBER BOARD M SCHAUS RIC 111617	Board Member Per Diem & Mileage
2	930.5	\$	114.00	11	2017 NOVEMBER BOARD M SCHAUS RIC 111617	Board Member Per Diem & Mileage
2	930.5	\$	2.85	11	2017 NOVEMBER BOARD M SCHAUS RIC 111617	Board Member Per Diem & Mileage
2	930.5	\$	66.00	11	2017 NOVEMBER BOARD M SCHAUS RIC 111617	Board Member Per Diem & Mileage
2	930.5	\$	1.64	11	2017 NOVEMBER BOARD M SCHAUS RIC 111617	Board Member Per Diem & Mileage
2	930.5	\$	66.00	11	2017 NOVEMBER BOARD M SCHAUS RIC 111617	Board Member Per Diem & Mileage
2	930.5	\$	1.64	11	2017 NOVEMBER BOARD M SCHAUS RIC 111617	Board Member Per Diem & Mileage
2	930.5	\$	132.00	11	2017 NOVEMBER BOARD M WEINHOLD D 111617	Board Member Per Diem & Mileage
2	930.5	\$	23.54	11	2017 NOVEMBER BOARD M WEINHOLD D 111617	Board Member Per Diem & Mileage
2	930.5	\$	132.00	11	2017 NOVEMBER BOARD M WEINHOLD D 111617	Board Member Per Diem & Mileage
2	930.5	\$	23.54	11	2017 NOVEMBER BOARD M WEINHOLD D 111617	Board Member Per Diem & Mileage
2	930.5	\$	114.00	11	2017 NOVEMBER BOARD M WEINHOLD D 111617	Board Member Per Diem & Mileage
2	930.5	\$	20.33	11	2017 NOVEMBER BOARD M WEINHOLD D 111617	Board Member Per Diem & Mileage
2	930.5	\$	114.00	11	2017 NOVEMBER BOARD M WEINHOLD D 111617	Board Member Per Diem & Mileage
2	930.5	\$	20.33	11	2017 NOVEMBER BOARD M WEINHOLD D 111617	Board Member Per Diem & Mileage
2	930.5	\$	66.00	11	2017 NOVEMBER BOARD M WEINHOLD D 111617	Board Member Per Diem & Mileage
2	930.5	\$	11.77	11	2017 NOVEMBER BOARD M WEINHOLD D 111617	Board Member Per Diem & Mileage
2	930.5	\$	66.00	11	2017 NOVEMBER BOARD M WEINHOLD D 111617	Board Member Per Diem & Mileage
2	930.5	\$	11.77	11	2017 NOVEMBER BOARD M WEINHOLD D 111617	Board Member Per Diem & Mileage
2	930.42	\$	132.00	11	2017 NOVEMBER SUNFLOW JOY FRANK 111717	Board Member Per Diem & Mileage
2	930.42	\$	1.41	11	2017 NOVEMBER SUNFLOW JOY FRANK 111717	Board Member Per Diem & Mileage
2	930.42	\$	132.00	11	2017 NOVEMBER SUNFLOW JOY FRANK 111717	Board Member Per Diem & Mileage
2	930.42	\$	1.41	11	2017 NOVEMBER SUNFLOW JOY FRANK 111717	Board Member Per Diem & Mileage
2	921	\$	604.35	5	2017 CR CARD PROC FEE-EFT ACH DIRECT	Banking Fees
2	921	\$	1,794.11	6	2017 CR CARD PROC FEE-EFT ACH DIRECT	Banking Fees
2	930.42	\$	114.00	11	2017 NOVEMBER SUNFLOW JOY FRANK 111717	Board Member Per Diem & Mileage
2	921	\$	958.55	9	2017 DISTRIBUTE PREPAID MAINTENANCE	Software
2	921	\$	151.04	9	2017 DISTRIBUTE PREPAID OFFICE SUPPLIES	Software
2	921	\$	813.12	9	2017 DISTRIBUTE PREPAID ST MAINTENANCE	Software
2	930.42	\$	1.22	11	2017 NOVEMBER SUNFLOW JOY FRANK 111717	Board Member Per Diem & Mileage
2	930.42	\$	114.00	11	2017 NOVEMBER SUNFLOW JOY FRANK 111717	Board Member Per Diem & Mileage
2	930.42	\$	1.22	11	2017 NOVEMBER SUNFLOW JOY FRANK 111717	Board Member Per Diem & Mileage
2	930.42	\$	66.00	11	2017 NOVEMBER SUNFLOW JOY FRANK 111717	Board Member Per Diem & Mileage
2	930.42	\$	0.71	11	2017 NOVEMBER SUNFLOW JOY FRANK 111717	Board Member Per Diem & Mileage
2	930.42	\$	66.00	11	2017 NOVEMBER SUNFLOW JOY FRANK 111717	Board Member Per Diem & Mileage
2	930.42	\$	0.71	11	2017 NOVEMBER SUNFLOW JOY FRANK 111717	Board Member Per Diem & Mileage
2	921	\$	64.08	12	2017 NOVEMBER TEXT ME DAFFRON & 2536	Utilities / Telephone
2	921	\$	55.34	12	2017 NOVEMBER TEXT ME DAFFRON & 2536	Utilities / Telephone
2	921	\$	32.04	12	2017 NOVEMBER TEXT ME DAFFRON & 2536	Utilities / Telephone
2	930.42	\$	660.00	3	2017 NRECA ANNUAL MTG CROSSLAND 030117	Board Member NRECA Per Diem & Mileage
2	930.42	\$	443.98	3	2017 NRECA ANNUAL MTG CROSSLAND 030117	Board Member NRECA Per Diem & Mileage
2	930.42	\$	570.00	3	2017 NRECA ANNUAL MTG CROSSLAND 030117	Board Member NRECA Per Diem & Mileage
2	930.42	\$	383.43	3	2017 NRECA ANNUAL MTG CROSSLAND 030117	Board Member NRECA Per Diem & Mileage
2	930.42	\$	330.00	3	2017 NRECA ANNUAL MTG CROSSLAND 030117	Board Member NRECA Per Diem & Mileage
2	930.42	\$	221.99	3	2017 NRECA ANNUAL MTG CROSSLAND 030117	Board Member NRECA Per Diem & Mileage
2	930.42	\$	660.00	3	2017 NRECA ANNUAL MTG EVANS LARR 030117	Board Member NRECA Per Diem & Mileage
2	930.42	\$	452.58	3	2017 NRECA ANNUAL MTG EVANS LARR 030117	Board Member NRECA Per Diem & Mileage
2	930.42	\$	570.00	3	2017 NRECA ANNUAL MTG EVANS LARR 030117	Board Member NRECA Per Diem & Mileage
2	930.42	\$	390.87	3	2017 NRECA ANNUAL MTG EVANS LARR 030117	Board Member NRECA Per Diem & Mileage
2	930.42	\$	330.00	3	2017 NRECA ANNUAL MTG EVANS LARR 030117	Board Member NRECA Per Diem & Mileage
2	930.42	\$	226.29	3	2017 NRECA ANNUAL MTG EVANS LARR 030117	Board Member NRECA Per Diem & Mileage
2	930.4	\$	103.16	2	2017 NRECA ANNUAL MTG FIRST NATI 01/17 DARRIN	Board Member NRECA Per Diem & Mileage
2	930.4	\$	89.09	2	2017 NRECA ANNUAL MTG FIRST NATI 01/17 DARRIN	Board Member NRECA Per Diem & Mileage
2	930.4	\$	51.58	2	2017 NRECA ANNUAL MTG FIRST NATI 01/17 DARRIN	Board Member NRECA Per Diem & Mileage
2	930.4	\$	70.67	3	2017 NRECA ANNUAL MTG FIRST NATI 02/17 DARRIN	Board Member NRECA Per Diem & Mileage
2	930.4	\$	61.03	3	2017 NRECA ANNUAL MTG FIRST NATI 02/17 DARRIN	Board Member NRECA Per Diem & Mileage
2	930.4	\$	35.34	3	2017 NRECA ANNUAL MTG FIRST NATI 02/17 DARRIN	Board Member NRECA Per Diem & Mileage
2	930.42	\$	424.02	3	2017 NRECA ANNUAL MTG FIRST NATI 02/17 DARRIN	Board Member NRECA Per Diem & Mileage
2	930.42	\$	366.20	3	2017 NRECA ANNUAL MTG FIRST NATI 02/17 DARRIN	Board Member NRECA Per Diem & Mileage
2	930.42	\$	212.02	3	2017 NRECA ANNUAL MTG FIRST NATI 02/17 DARRIN	Board Member NRECA Per Diem & Mileage
2	930.4	\$	367.91	4	2017 NRECA ANNUAL MTG FIRST NATI 03/17 DARRIN	Board Member NRECA Per Diem & Mileage
2	930.4	\$	317.74	4	2017 NRECA ANNUAL MTG FIRST NATI 03/17 DARRIN	Board Member NRECA Per Diem & Mileage
2	921	\$	1,549.45	6	2017 CR CARD PROC FEE-EFT ACH DIRECT	Banking Fees
2	921	\$	897.05	6	2017 CR CARD PROC FEE-EFT ACH DIRECT	Banking Fees
2	930.4	\$	183.96	4	2017 NRECA ANNUAL MTG FIRST NATI 03/17 DARRIN	Board Member NRECA Per Diem & Mileage
2	921	\$	544.04	9	2017 DISTRIBUTE PREPAID MAINTENANCE	Software
2	921	\$	85.72	9	2017 DISTRIBUTE PREPAID OFFICE SUPPLIES	Software
2	921	\$	461.50	9	2017 DISTRIBUTE PREPAID ST MAINTENANCE	Software
2	930.42	\$	660.00	3	2017 NRECA ANNUAL MTG HOBBS TERR 030117	Board Member NRECA Per Diem & Mileage
2	930.42	\$	382.47	3	2017 NRECA ANNUAL MTG HOBBS TERR 030117	Board Member NRECA Per Diem & Mileage
2	930.42	\$	570.00	3	2017 NRECA ANNUAL MTG HOBBS TERR 030117	Board Member NRECA Per Diem & Mileage
2	930.42	\$	330.31	3	2017 NRECA ANNUAL MTG HOBBS TERR 030117	Board Member NRECA Per Diem & Mileage
2	930.42	\$	330.00	3	2017 NRECA ANNUAL MTG HOBBS TERR 030117	Board Member NRECA Per Diem & Mileage
2	930.42	\$	191.23	3	2017 NRECA ANNUAL MTG HOBBS TERR 030117	Board Member NRECA Per Diem & Mileage
2	930.42	\$	660.00	3	2017 NRECA ANNUAL MTG JOY FRANK 030117	Board Member NRECA Per Diem & Mileage



2	930.42	\$	414.50	3	2017 NRECA ANNUAL MTG JOY FRANK 030117	Board Member NRECA Per Diem & Mileage
2	930.42	\$	570.00	3	2017 NRECA ANNUAL MTG JOY FRANK 030117	Board Member NRECA Per Diem & Mileage
2	925	\$	(2,301.17)	9	2017 DISTRIBUTE SAFETY	Safety
2	930.42	\$	357.98	3	2017 NRECA ANNUAL MTG JOY FRANK 030117	Board Member NRECA Per Diem & Mileage
2	930.42	\$	330.00	3	2017 NRECA ANNUAL MTG JOY FRANK 030117	Board Member NRECA Per Diem & Mileage
2	930.42	\$	207.26	3	2017 NRECA ANNUAL MTG JOY FRANK 030117	Board Member NRECA Per Diem & Mileage
2	930.42	\$	528.00	3	2017 NRECA ANNUAL MTG LUETTERS C 030117	Board Member NRECA Per Diem & Mileage
2	930.42	\$	371.37	3	2017 NRECA ANNUAL MTG LUETTERS C 030117	Board Member NRECA Per Diem & Mileage
2	930.42	\$	456.00	3	2017 NRECA ANNUAL MTG LUETTERS C 030117	Board Member NRECA Per Diem & Mileage
2	930.42	\$	320.73	3	2017 NRECA ANNUAL MTG LUETTERS C 030117	Board Member NRECA Per Diem & Mileage
2	930.42	\$	264.00	3	2017 NRECA ANNUAL MTG LUETTERS C 030117	Board Member NRECA Per Diem & Mileage
2	925	\$	(930.85)	9	2017 DISTRIBUTE SAFETY	Safety
2	930.42	\$	185.68	3	2017 NRECA ANNUAL MTG LUETTERS C 030117	Board Member NRECA Per Diem & Mileage
2	925	\$	(700.06)	9	2017 DISTRIBUTE SAFETY	Safety
2	925	\$	(123.59)	9	2017 DISTRIBUTE SAFETY	Safety
2	925	\$	(1,479.87)	9	2017 DISTRIBUTE SAFETY	Safety
2	930.42	\$	528.00	3	2017 NRECA ANNUAL MTG WEINHOLD D 030117	Board Member NRECA Per Diem & Mileage
2	930.42	\$	340.40	3	2017 NRECA ANNUAL MTG WEINHOLD D 030117	Board Member NRECA Per Diem & Mileage
2	930.42	\$	456.00	3	2017 NRECA ANNUAL MTG WEINHOLD D 030117	Board Member NRECA Per Diem & Mileage
2	930.42	\$	293.99	3	2017 NRECA ANNUAL MTG WEINHOLD D 030117	Board Member NRECA Per Diem & Mileage
2	930.42	\$	264.00	3	2017 NRECA ANNUAL MTG WEINHOLD D 030117	Board Member NRECA Per Diem & Mileage
2	930.42	\$	170.20	3	2017 NRECA ANNUAL MTG WEINHOLD D 030117	Board Member NRECA Per Diem & Mileage
2	925	\$	(1,005.40)	9	2017 DISTRIBUTE SAFETY	Safety
2	926	\$	(225.50)	11	2017 NRECA REFUND OF FIRST NATI 10/17 CRAIG	Board Member NRECA Per Diem & Mileage
2	925	\$	(604.60)	9	2017 DISTRIBUTE SAFETY	Safety
2	925	\$	313.77	9	2017 TRANSPORTATION CLEARING 184.100	Travel
2	925	\$	(3,767.02)	9	2017 DISTRIBUTE SAFETY	Safety
2	926	\$	(225.50)	11	2017 NRECA REFUND OF FIRST NATI 10/17 CRAIG	Board Member NRECA Per Diem & Mileage
2	926	\$	(194.75)	11	2017 NRECA REFUND OF FIRST NATI 10/17 CRAIG	Board Member NRECA Per Diem & Mileage
2	926	\$	(194.75)	11	2017 NRECA REFUND OF FIRST NATI 10/17 CRAIG	Board Member NRECA Per Diem & Mileage
2	926	\$	(112.75)	11	2017 NRECA REFUND OF FIRST NATI 10/17 CRAIG	Board Member NRECA Per Diem & Mileage
2	926	\$	(112.75)	11	2017 NRECA REFUND OF FIRST NATI 10/17 CRAIG	Board Member NRECA Per Diem & Mileage
2	930.42	\$	200.20	9	2017 NRECA REGION VII FIRST NATI 08/17 DARRIN	Board Member NRECA Per Diem & Mileage
2	930.42	\$	172.90	9	2017 NRECA REGION VII FIRST NATI 08/17 DARRIN	Board Member NRECA Per Diem & Mileage
2	930.42	\$	100.10	9	2017 NRECA REGION VII FIRST NATI 08/17 DARRIN	Board Member NRECA Per Diem & Mileage
2	930.42	\$	(57.20)	11	2017 NRECA REGION VII FIRST NATI 10/17 DARRIN	Board Member NRECA Per Diem & Mileage
2	930.42	\$	(57.20)	11	2017 NRECA REGION VII FIRST NATI 10/17 DARRIN	Board Member NRECA Per Diem & Mileage
2	930.42	\$	(49.40)	11	2017 NRECA REGION VII FIRST NATI 10/17 DARRIN	Board Member NRECA Per Diem & Mileage
2	930.42	\$	(49.40)	11	2017 NRECA REGION VII FIRST NATI 10/17 DARRIN	Board Member NRECA Per Diem & Mileage
2	925	\$	(1,502.42)	9	2017 DISTRIBUTE SAFETY	Safety
2	930.42	\$	(28.60)	11	2017 NRECA REGION VII FIRST NATI 10/17 DARRIN	Board Member NRECA Per Diem & Mileage
2	925	\$	(350.03)	9	2017 DISTRIBUTE SAFETY	Safety
2	925.1	\$	599.98	9	2017 DISTRIBUTE INSURANCE - VEH & GENERAL	Insurance
2	925.1	\$	528.56	9	2017 DISTRIBUTE INSURANCE - VEH & GENERAL	Insurance
2	925.1	\$	299.99	9	2017 DISTRIBUTE INSURANCE - VEH & GENERAL	Insurance
2	930.42	\$	(28.60)	11	2017 NRECA REGION VII FIRST NATI 10/17 DARRIN	Board Member NRECA Per Diem & Mileage
2	930.42	\$	120.67	11	2017 NRECA REGION VII FIRST NATI 10/17 TONYA	Board Member NRECA Per Diem & Mileage
2	930.42	\$	120.67	11	2017 NRECA REGION VII FIRST NATI 10/17 TONYA	Board Member NRECA Per Diem & Mileage
2	930.42	\$	104.22	11	2017 NRECA REGION VII FIRST NATI 10/17 TONYA	Board Member NRECA Per Diem & Mileage
2	930.42	\$	104.22	11	2017 NRECA REGION VII FIRST NATI 10/17 TONYA	Board Member NRECA Per Diem & Mileage
2	926	\$	2,406.90	9	2017 DISTRIBUTE CO CONTRIBUTIONS 401K	Employee Benefit - 401(k) Company Match
2	926	\$	3,882.45	9	2017 DISTRIBUTE NRECA PENSION PREPAY	Employee Benefit - NRECA Pension
2	930.42	\$	60.33	11	2017 NRECA REGION VII FIRST NATI 10/17 TONYA	Board Member NRECA Per Diem & Mileage
2	930.42	\$	60.33	11	2017 NRECA REGION VII FIRST NATI 10/17 TONYA	Board Member NRECA Per Diem & Mileage
2	930.42	\$	396.00	10	2017 NRECA REGION VII WEINHOLD D 101817	Board Member NRECA Per Diem & Mileage
2	930.42	\$	218.98	10	2017 NRECA REGION VII WEINHOLD D 101817	Board Member NRECA Per Diem & Mileage
2	930.42	\$	342.00	10	2017 NRECA REGION VII WEINHOLD D 101817	Board Member NRECA Per Diem & Mileage
2	926	\$	182.46	9	2017 TRANSPORTATION CLEARING 184.300	Travel
2	930.42	\$	189.12	10	2017 NRECA REGION VII WEINHOLD D 101817	Board Member NRECA Per Diem & Mileage
2	930.42	\$	198.00	10	2017 NRECA REGION VII WEINHOLD D 101817	Board Member NRECA Per Diem & Mileage
2	930.42	\$	109.48	10	2017 NRECA REGION VII WEINHOLD D 101817	Board Member NRECA Per Diem & Mileage
2	930.42	\$	396.00	7	2017 NRECA SUMMER SCH CROSSLAND 072617	Board Member NRECA Per Diem & Mileage
2	930.42	\$	191.14	7	2017 NRECA SUMMER SCH CROSSLAND 072617	Board Member NRECA Per Diem & Mileage
2	930.42	\$	342.00	7	2017 NRECA SUMMER SCH CROSSLAND 072617	Board Member NRECA Per Diem & Mileage
2	926	\$	2,050.74	9	2017 DISTRIBUTE CO CONTRIBUTIONS 401K	Employee Benefit - 401(k) Company Match
2	926	\$	3,307.96	9	2017 DISTRIBUTE NRECA PENSION PREPAY	Employee Benefit - NRECA Pension
2	930.42	\$	165.07	7	2017 NRECA SUMMER SCH CROSSLAND 072617	Board Member NRECA Per Diem & Mileage
2	930.42	\$	198.00	7	2017 NRECA SUMMER SCH CROSSLAND 072617	Board Member NRECA Per Diem & Mileage
2	930.42	\$	95.57	7	2017 NRECA SUMMER SCH CROSSLAND 072617	Board Member NRECA Per Diem & Mileage
2	930.42	\$	858.00	7	2017 NRECA SUMMER SCH ROHLEDER S 072617	Board Member NRECA Per Diem & Mileage
2	930.42	\$	363.34	7	2017 NRECA SUMMER SCH ROHLEDER S 072617	Board Member NRECA Per Diem & Mileage
2	926	\$	157.65	9	2017 TRANSPORTATION CLEARING 184.300	Travel
2	930.42	\$	741.00	7	2017 NRECA SUMMER SCH ROHLEDER S 072617	Board Member NRECA Per Diem & Mileage
2	930.42	\$	313.80	7	2017 NRECA SUMMER SCH ROHLEDER S 072617	Board Member NRECA Per Diem & Mileage
2	930.42	\$	429.00	7	2017 NRECA SUMMER SCH ROHLEDER S 072617	Board Member NRECA Per Diem & Mileage
2	930.42	\$	181.67	7	2017 NRECA SUMMER SCH ROHLEDER S 072617	Board Member NRECA Per Diem & Mileage
2	930.4	\$	8.47	2	2017 NRECA TECH ADVAN CRAMER CRA 122417B	Training / Education
2	926	\$	1,865.04	9	2017 DISTRIBUTE CO CONTRIBUTIONS 401K	Employee Benefit - 401(k) Company Match
2	926	\$	3,008.41	9	2017 DISTRIBUTE NRECA PENSION PREPAY	Employee Benefit - NRECA Pension
2	930.4	\$	7.32	2	2017 NRECA TECH ADVAN CRAMER CRA 122417B	Training / Education
2	930.4	\$	4.24	2	2017 NRECA TECH ADVAN CRAMER CRA 122417B	Training / Education
2	926	\$	225.50	10	2017 NRECA TECH PLANN FIRST NATI 09/17 CRAIG	Training / Education
2	926	\$	194.75	10	2017 NRECA TECH PLANN FIRST NATI 09/17 CRAIG	Training / Education
2	926	\$	112.75	10	2017 NRECA TECH PLANN FIRST NATI 09/17 CRAIG	Training / Education
2	930.42	\$	267.96	7	2017 NRECA-CRAIG CROS FIRST NATI 06/17 DARRIN	Training / Education
2	926	\$	91.23	9	2017 TRANSPORTATION CLEARING 184.300	Travel
2	930.42	\$	231.42	7	2017 NRECA-CRAIG CROS FIRST NATI 06/17 DARRIN	Training / Education

2	930.42	\$	133.98	7	2017 NRECA-CRAIG CROS FIRST NATI 06/17 DARRIN	Training / Education
2	935.1	\$	249.14	10	2017 OCT COMMAND CENT LANDIS+GYR 9054604	Software
2	930.1	\$	0.44	9	2017 DISTRIBUTE VACATION	Employee Benefit - Vacation
2	930.1	\$	0.40	9	2017 DISTRIBUTE SAFETY	Safety
2	935.1	\$	215.17	10	2017 OCT COMMAND CENT LANDIS+GYR 9054604	Software
2	930.1	\$	0.09	9	2017 DISTRIBUTE WC INSURANCE	Employee Benefit - Work Comp Insurance
2	935.1	\$	124.57	10	2017 OCT COMMAND CENT LANDIS+GYR 9054604	Software
2	930.1	\$	0.38	9	2017 DISTRIBUTE VACATION	Employee Benefit - Vacation
2	930.1	\$	0.31	9	2017 DISTRIBUTE SAFETY	Safety
2	921	\$	591.94	11	2017 OCT DISPATCH SER COOPERATIV 103819	Utilities / Telephone
2	930.1	\$	0.08	9	2017 DISTRIBUTE WC INSURANCE	Employee Benefit - Work Comp Insurance
2	921	\$	591.94	11	2017 OCT DISPATCH SER COOPERATIV 103819	Utilities / Telephone
2	921	\$	511.22	11	2017 OCT DISPATCH SER COOPERATIV 103819	Utilities / Telephone
2	921	\$	511.22	11	2017 OCT DISPATCH SER COOPERATIV 103819	Utilities / Telephone
2	921	\$	295.97	11	2017 OCT DISPATCH SER COOPERATIV 103819	Utilities / Telephone
2	930.1	\$	0.25	9	2017 DISTRIBUTE VACATION	Employee Benefit - Vacation
2	930.1	\$	0.40	9	2017 DISTRIBUTE SAFETY	Safety
2	921	\$	295.97	11	2017 OCT DISPATCH SER COOPERATIV 103819	Utilities / Telephone
2	930.1	\$	0.05	9	2017 DISTRIBUTE WC INSURANCE	Employee Benefit - Work Comp Insurance
2	925	\$	700.06	10	2017 OCT DUES,SUBS,C- KANSAS ELE 134622	Dues - KEC
2	925	\$	604.60	10	2017 OCT DUES,SUBS,C- KANSAS ELE 134622	Dues - KEC
2	930.2	\$	597.36	9	2017 DISTRIBUTE PROPERTY TAX	Property Tax
2	930.2	\$	29.26	9	2017 DISTRIBUTE INSURANCE - PROP LIAB & UMB	Insurance
2	925	\$	350.03	10	2017 OCT DUES,SUBS,C- KANSAS ELE 134622	Dues - KEC
2	930.2	\$	526.24	9	2017 DISTRIBUTE PROPERTY TAX	Property Tax
2	930.2	\$	25.78	9	2017 DISTRIBUTE INSURANCE - PROP LIAB & UMB	Insurance
2	926	\$	13.21	10	2017 OCT DUES,SUBS,C- KANSAS ELE 134622	Dues - KEC
2	930.2	\$	298.68	9	2017 DISTRIBUTE PROPERTY TAX	Property Tax
2	930.2	\$	14.63	9	2017 DISTRIBUTE INSURANCE - PROP LIAB & UMB	Insurance
2	930.4	\$	107.22	9	2017 DISTRIBUTE VACATION	Employee Benefit - Vacation
2	930.4	\$	96.28	9	2017 DISTRIBUTE SAFETY	Safety
2	926	\$	11.41	10	2017 OCT DUES,SUBS,C- KANSAS ELE 134622	Dues - KEC
2	926	\$	6.60	10	2017 OCT DUES,SUBS,C- KANSAS ELE 134622	Dues - KEC
2	930.1	\$	550.24	10	2017 OCT DUES,SUBS,C- KANSAS ELE 134622	Dues - KEC
2	930.1	\$	475.21	10	2017 OCT DUES,SUBS,C- KANSAS ELE 134622	Dues - KEC
2	930.4	\$	219.78	9	2017 TRANSPORTATION CLEARING 184.100	Travel
2	930.4	\$	13.05	9	2017 DISTRIBUTE INSURANCE - DOM	Insurance - DOM
2	930.4	\$	21.85	9	2017 DISTRIBUTE WC INSURANCE	Employee Benefit - Work Comp Insurance
2	930.4	\$	67.60	9	2017 DISTRIBUTE VACATION	Employee Benefit - Vacation
2	930.4	\$	54.28	9	2017 DISTRIBUTE SAFETY	Safety
2	930.1	\$	275.12	10	2017 OCT DUES,SUBS,C- KANSAS ELE 134622	Dues - KEC
2	926	\$	55.00	10	2017 OCT FIT THUMB FE FIT THUMB 5913	Employee Benefit - Wellness Program
2	926	\$	47.50	10	2017 OCT FIT THUMB FE FIT THUMB 5913	Employee Benefit - Wellness Program
2	926	\$	27.50	10	2017 OCT FIT THUMB FE FIT THUMB 5913	Employee Benefit - Wellness Program
2	930.4	\$	11.51	9	2017 DISTRIBUTE INSURANCE - DOM	Insurance - DOM
2	930.4	\$	13.77	9	2017 DISTRIBUTE WC INSURANCE	Employee Benefit - Work Comp Insurance
2	930.4	\$	44.31	9	2017 DISTRIBUTE VACATION	Employee Benefit - Vacation
2	930.4	\$	71.14	9	2017 DISTRIBUTE SAFETY	Safety
2	926	\$	1,149.07	10	2017 OCTOBER 17 GROUP NRECA 17101029	Employee Benefit - NRECA Group Benefits
2	926	\$	979.04	10	2017 OCTOBER 17 GROUP NRECA 17101029	Employee Benefit - NRECA Group Benefits
2	926	\$	890.37	10	2017 OCTOBER 17 GROUP NRECA 17101029	Employee Benefit - NRECA Group Benefits
2	926	\$	134.60	10	2017 OCTOBER 17 GROUP NRECA 17101029A	Employee Benefit - NRECA Group Benefits
2	926	\$	114.68	10	2017 OCTOBER 17 GROUP NRECA 17101029A	Employee Benefit - NRECA Group Benefits
2	930.4	\$	6.53	9	2017 DISTRIBUTE INSURANCE - DOM	Insurance - DOM
2	930.4	\$	9.03	9	2017 DISTRIBUTE WC INSURANCE	Employee Benefit - Work Comp Insurance
2	926	\$	104.30	10	2017 OCTOBER 17 GROUP NRECA 17101029A	Employee Benefit - NRECA Group Benefits
2	926	\$	502.84	10	2017 OCTOBER 17 PENSI NRECA 17108371A	Employee Benefit - NRECA Pension
2	926	\$	428.43	10	2017 OCTOBER 17 PENSI NRECA 17108371A	Employee Benefit - NRECA Pension
2	926	\$	389.64	10	2017 OCTOBER 17 PENSI NRECA 17108371A	Employee Benefit - NRECA Pension
2	926	\$	15,848.50	10	2017 OCTOBER 2017 KECHIT	Employee Benefit - Health Insurance
2	926	\$	13,152.88	10	2017 OCTOBER 2017 KECHIT	Employee Benefit - Health Insurance
2	926	\$	13,521.56	10	2017 OCTOBER 2017 KECHIT	Employee Benefit - Health Insurance
2	930.5	\$	132.00	10	2017 OCTOBER BOARD MT CROSSLAND 101917	Board Member Per Diem & Mileage
2	930.5	\$	3.53	10	2017 OCTOBER BOARD MT CROSSLAND 101917	Board Member Per Diem & Mileage
2	930.42	\$	(34.54)	9	2017 KEC BD MTG PER DIEM REIMB	Board Member KEC Meeting Per Diem & Mileage
2	930.42	\$	(83.87)	9	2017 KEC HOBBS REFUND	Board Member KEC Meeting Per Diem & Mileage
2	930.5	\$	114.00	10	2017 OCTOBER BOARD MT CROSSLAND 101917	Board Member Per Diem & Mileage
2	930.5	\$	3.05	10	2017 OCTOBER BOARD MT CROSSLAND 101917	Board Member Per Diem & Mileage
2	930.5	\$	66.00	10	2017 OCTOBER BOARD MT CROSSLAND 101917	Board Member Per Diem & Mileage
2	930.5	\$	1.77	10	2017 OCTOBER BOARD MT CROSSLAND 101917	Board Member Per Diem & Mileage
2	930.5	\$	132.00	10	2017 OCTOBER BOARD MT HOBBS TERR 101917	Board Member Per Diem & Mileage
2	930.5	\$	4.71	10	2017 OCTOBER BOARD MT HOBBS TERR 101917	Board Member Per Diem & Mileage
2	930.5	\$	114.00	10	2017 OCTOBER BOARD MT HOBBS TERR 101917	Board Member Per Diem & Mileage
2	930.5	\$	4.07	10	2017 OCTOBER BOARD MT HOBBS TERR 101917	Board Member Per Diem & Mileage
2	930.5	\$	66.00	10	2017 OCTOBER BOARD MT HOBBS TERR 101917	Board Member Per Diem & Mileage
2	930.42	\$	(72.43)	9	2017 KEC HOBBS REFUND	Board Member KEC Meeting Per Diem & Mileage
2	930.42	\$	(41.93)	9	2017 KEC HOBBS REFUND	Board Member KEC Meeting Per Diem & Mileage
2	930.5	\$	2.35	10	2017 OCTOBER BOARD MT HOBBS TERR 101917	Board Member Per Diem & Mileage
2	930.5	\$	132.00	10	2017 OCTOBER BOARD MT JOY FRANK 101917	Board Member Per Diem & Mileage
2	930.5	\$	8.24	10	2017 OCTOBER BOARD MT JOY FRANK 101917	Board Member Per Diem & Mileage
2	930.5	\$	114.00	10	2017 OCTOBER BOARD MT JOY FRANK 101917	Board Member Per Diem & Mileage
2	930.5	\$	7.12	10	2017 OCTOBER BOARD MT JOY FRANK 101917	Board Member Per Diem & Mileage
2	930.5	\$	66.00	10	2017 OCTOBER BOARD MT JOY FRANK 101917	Board Member Per Diem & Mileage
2	930.5	\$	4.11	10	2017 OCTOBER BOARD MT JOY FRANK 101917	Board Member Per Diem & Mileage
2	930.5	\$	132.00	10	2017 OCTOBER BOARD MT KELLER MEL 101917	Board Member Per Diem & Mileage
2	930.5	\$	8.47	10	2017 OCTOBER BOARD MT KELLER MEL 101917	Board Member Per Diem & Mileage
2	930.5	\$	114.00	10	2017 OCTOBER BOARD MT KELLER MEL 101917	Board Member Per Diem & Mileage



2	921	\$	259.92	5	2017 OFFICE PHONES & NEX-TECH, 5561-050117	Utilities / Telephone
2	921	\$	150.48	5	2017 OFFICE PHONES & NEX-TECH, 5561-050117	Utilities / Telephone
2	921	\$	337.48	6	2017 OFFICE PHONES & NEX-TECH, 5561-060117	Utilities / Telephone
2	921	\$	291.46	6	2017 OFFICE PHONES & NEX-TECH, 5561-060117	Utilities / Telephone
2	921	\$	168.74	6	2017 OFFICE PHONES & NEX-TECH, 5561-060117	Utilities / Telephone
2	921	\$	297.00	7	2017 OFFICE PHONES & NEX-TECH, 5561-070117	Utilities / Telephone
2	921	\$	256.50	7	2017 OFFICE PHONES & NEX-TECH, 5561-070117	Utilities / Telephone
2	921	\$	148.50	7	2017 OFFICE PHONES & NEX-TECH, 5561-070117	Utilities / Telephone
2	921	\$	284.90	8	2017 OFFICE PHONES & NEX-TECH, 5561-080117	Utilities / Telephone
2	921	\$	246.05	8	2017 OFFICE PHONES & NEX-TECH, 5561-080117	Utilities / Telephone
2	921	\$	142.45	8	2017 OFFICE PHONES & NEX-TECH, 5561-080117	Utilities / Telephone
2	921	\$	293.26	9	2017 OFFICE PHONES & NEX-TECH, 5561-090117	Utilities / Telephone
2	921	\$	253.27	9	2017 OFFICE PHONES & NEX-TECH, 5561-090117	Utilities / Telephone
2	921	\$	146.63	9	2017 OFFICE PHONES & NEX-TECH, 5561-090117	Utilities / Telephone
2	921	\$	284.24	10	2017 OFFICE PHONES & NEX-TECH, 5561-100117	Utilities / Telephone
2	921	\$	245.48	10	2017 OFFICE PHONES & NEX-TECH, 5561-100117	Utilities / Telephone
2	921	\$	142.12	10	2017 OFFICE PHONES & NEX-TECH, 5561-100117	Utilities / Telephone
2	921	\$	273.46	11	2017 OFFICE PHONES & NEX-TECH, 5561-110117	Utilities / Telephone
2	921	\$	273.46	11	2017 OFFICE PHONES & NEX-TECH, 5561-110117	Utilities / Telephone
2	921	\$	236.17	11	2017 OFFICE PHONES & NEX-TECH, 5561-110117	Utilities / Telephone
2	921	\$	236.17	11	2017 OFFICE PHONES & NEX-TECH, 5561-110117	Utilities / Telephone
2	921	\$	136.73	11	2017 OFFICE PHONES & NEX-TECH, 5561-110117	Utilities / Telephone
2	921	\$	136.73	11	2017 OFFICE PHONES & NEX-TECH, 5561-110117	Utilities / Telephone
2	921	\$	268.18	12	2017 OFFICE PHONES & NEX-TECH, 5561-120117	Utilities / Telephone
2	921	\$	231.61	12	2017 OFFICE PHONES & NEX-TECH, 5561-120117	Utilities / Telephone
2	921	\$	134.09	12	2017 OFFICE PHONES & NEX-TECH, 5561-120117	Utilities / Telephone
2	921	\$	3.82	12	2017 OFFICE SUPPLIES FIRST NATI 11/17 JERRY	Office Supplies / Equipment
2	921	\$	45.24	11	2017 OFFICE SUPPLIES TRI-CENTRA B362477	Office Supplies / Equipment
2	921	\$	45.24	11	2017 OFFICE SUPPLIES TRI-CENTRA B362477	Office Supplies / Equipment
2	921	\$	39.07	11	2017 OFFICE SUPPLIES TRI-CENTRA B362477	Office Supplies / Equipment
2	921	\$	39.07	11	2017 OFFICE SUPPLIES TRI-CENTRA B362477	Office Supplies / Equipment
2	921	\$	22.62	11	2017 OFFICE SUPPLIES TRI-CENTRA B362477	Office Supplies / Equipment
2	921	\$	22.62	11	2017 OFFICE SUPPLIES TRI-CENTRA B362477	Office Supplies / Equipment
2	921	\$	16.88	1	2017 OFFICE WATER,SEW CITY OF WA 011917	Utilities / Telephone
2	930.5	\$	58.77	9	2017 DISTRIBUTE INSURANCE - DOM	Insurance - DOM
2	935	\$	3.78	9	2017 DISTRIBUTE VACATION	Employee Benefit - Vacation
2	921	\$	14.58	1	2017 OFFICE WATER,SEW CITY OF WA 011917	Utilities / Telephone
2	935	\$	3.39	9	2017 DISTRIBUTE SAFETY	Safety
2	935	\$	0.77	9	2017 DISTRIBUTE WC INSURANCE	Employee Benefit - Work Comp Insurance
2	935	\$	2.47	9	2017 DISTRIBUTE VACATION	Employee Benefit - Vacation
2	921	\$	8.44	1	2017 OFFICE WATER,SEW CITY OF WA 011917	Utilities / Telephone
2	935	\$	3.97	9	2017 DISTRIBUTE SAFETY	Safety
2	935	\$	0.50	9	2017 DISTRIBUTE WC INSURANCE	Employee Benefit - Work Comp Insurance
2	935.1	\$	140.76	9	2017 DISTRIBUTE VACATION	Employee Benefit - Vacation
2	935.1	\$	126.40	9	2017 DISTRIBUTE SAFETY	Safety
2	921	\$	15.47	2	2017 OFFICE WATER,SEW CITY OF WA 021617	Utilities / Telephone
2	921	\$	13.36	2	2017 OFFICE WATER,SEW CITY OF WA 021617	Utilities / Telephone
2	921	\$	7.75	2	2017 OFFICE WATER,SEW CITY OF WA 021617	Utilities / Telephone
2	921	\$	15.94	3	2017 OFFICE WATER,SEW CITY OF WA 031617	Utilities / Telephone
2	921	\$	13.77	3	2017 OFFICE WATER,SEW CITY OF WA 031617	Utilities / Telephone
2	921	\$	7.97	3	2017 OFFICE WATER,SEW CITY OF WA 031617	Utilities / Telephone
2	921	\$	15.94	4	2017 OFFICE WATER,SEW CITY OF WA 041717	Utilities / Telephone
2	921	\$	13.77	4	2017 OFFICE WATER,SEW CITY OF WA 041717	Utilities / Telephone
2	921	\$	7.97	4	2017 OFFICE WATER,SEW CITY OF WA 041717	Utilities / Telephone
2	921	\$	18.76	5	2017 OFFICE WATER,SEW CITY OF WA 051617	Utilities / Telephone
2	935.1	\$	28.68	9	2017 DISTRIBUTE WC INSURANCE	Employee Benefit - Work Comp Insurance
2	935.1	\$	135.85	9	2017 DISTRIBUTE VACATION	Employee Benefit - Vacation
2	935.1	\$	109.08	9	2017 DISTRIBUTE SAFETY	Safety
2	921	\$	16.20	5	2017 OFFICE WATER,SEW CITY OF WA 051617	Utilities / Telephone
2	921	\$	9.37	5	2017 OFFICE WATER,SEW CITY OF WA 051617	Utilities / Telephone
2	921	\$	17.35	6	2017 OFFICE WATER,SEW CITY OF WA 061517	Utilities / Telephone
2	921	\$	14.99	6	2017 OFFICE WATER,SEW CITY OF WA 061517	Utilities / Telephone
2	921	\$	8.67	6	2017 OFFICE WATER,SEW CITY OF WA 061517	Utilities / Telephone
2	921	\$	17.35	7	2017 OFFICE WATER,SEW CITY OF WA 071717	Utilities / Telephone
2	921	\$	14.99	7	2017 OFFICE WATER,SEW CITY OF WA 071717	Utilities / Telephone
2	921	\$	8.67	7	2017 OFFICE WATER,SEW CITY OF WA 071717	Utilities / Telephone
2	921	\$	20.16	8	2017 OFFICE WATER,SEW CITY OF WA 081617	Utilities / Telephone
2	921	\$	17.41	8	2017 OFFICE WATER,SEW CITY OF WA 081617	Utilities / Telephone
2	935.1	\$	27.68	9	2017 DISTRIBUTE WC INSURANCE	Employee Benefit - Work Comp Insurance
2	935.1	\$	78.84	9	2017 DISTRIBUTE VACATION	Employee Benefit - Vacation
2	935.1	\$	126.60	9	2017 DISTRIBUTE SAFETY	Safety
2	921	\$	10.09	8	2017 OFFICE WATER,SEW CITY OF WA 081617	Utilities / Telephone
2	921	\$	18.29	9	2017 OFFICE WATER,SEW CITY OF WA 091817	Utilities / Telephone
2	921	\$	15.79	9	2017 OFFICE WATER,SEW CITY OF WA 091817	Utilities / Telephone
2	921	\$	9.15	9	2017 OFFICE WATER,SEW CITY OF WA 091817	Utilities / Telephone
2	921	\$	16.41	11	2017 OFFICE WATER,SEW CITY OF WA 111617	Utilities / Telephone
2	921	\$	16.41	11	2017 OFFICE WATER,SEW CITY OF WA 111617	Utilities / Telephone
2	921	\$	14.17	11	2017 OFFICE WATER,SEW CITY OF WA 111617	Utilities / Telephone
2	921	\$	14.17	11	2017 OFFICE WATER,SEW CITY OF WA 111617	Utilities / Telephone
2	921	\$	8.21	11	2017 OFFICE WATER,SEW CITY OF WA 111617	Utilities / Telephone
2	921	\$	8.21	11	2017 OFFICE WATER,SEW CITY OF WA 111617	Utilities / Telephone
2	921	\$	16.41	12	2017 OFFICE WATER,SEW CITY OF WA 121817	Utilities / Telephone
2	921	\$	14.17	12	2017 OFFICE WATER,SEW CITY OF WA 121817	Utilities / Telephone
2	935.1	\$	16.06	9	2017 DISTRIBUTE WC INSURANCE	Employee Benefit - Work Comp Insurance
2	921	\$	8.21	12	2017 OFFICE WATER,SEW CITY OF WA 121817	Utilities / Telephone
2	925	\$	506.29	10	2017 OL ANNUAL SERVIC PROFESSION 41867	Safety
2	935.2	\$	206.50	9	2017 OL CAMERAS LINK AMAZON CAP 1JQP71GDKYP	Office Supplies / Equipment

2	921	\$	195.29	5	2017 OL COLLECTIONS C ONLINE INF 244	Collection Expenses
2	935.2	\$	26.60	9	2017 DISTRIBUTE VACATION	Employee Benefit - Vacation
2	935.2	\$	21.36	9	2017 DISTRIBUTE SAFETY	Safety
2	925	\$	27.63	1	2017 OL FIRST AID KIT CINTAS COR 5006961518	Safety
2	925	\$	93.39	3	2017 OL FIRST AID KIT CINTAS COR 5007427315	Safety
2	925	\$	112.31	9	2017 OL FIRST AID KIT CINTAS COR 5007899543	Safety
2	925	\$	190.64	7	2017 OL FIRST AID KIT CINTAS COR 5008231482	Safety
2	935.2	\$	399.63	9	2017 TRANSPORTATION CLEARING 184.100	Travel
2	935.2	\$	5.42	9	2017 DISTRIBUTE WC INSURANCE	Employee Benefit - Work Comp Insurance
2	925	\$	76.94	9	2017 OL FIRST AID KIT CINTAS COR 5008733455	Safety
2	925	\$	43.87	11	2017 OL FIRST AID KIT CINTAS COR 5009225834	Safety
2	921	\$	12.80	11	2017 OL GAS KANSAS GAS 110117	Utilities / Telephone
2	921	\$	149.00	11	2017 OL INTERNET & PH NEX-TECH, 3222-110117	Utilities / Telephone
2	921	\$	149.00	12	2017 OL INTERNET & PH NEX-TECH, 3222-120117	Utilities / Telephone
2	921	\$	169.00	12	2017 OL INTERNET & PH NEX-TECH, 3322-010118	Utilities / Telephone
2	935.3	\$	99.33	9	2017 DISTRIBUTE VACATION	Employee Benefit - Vacation
2	921	\$	37.30	8	2017 OL MECHANICAL PE OFFICE PRO G45013	Office Supplies / Equipment
2	921	\$	362.11	9	2017 OL MECHANICAL PE OFFICE PRO G45013-01	Office Supplies / Equipment
2	935.1	\$	90.21	10	2017 OL PRINTER DRUMK IT1 SOURCE 589740-IN	Office Supplies / Equipment
2	935.3	\$	89.20	9	2017 DISTRIBUTE SAFETY	Safety
2	935.3	\$	20.24	9	2017 DISTRIBUTE WC INSURANCE	Employee Benefit - Work Comp Insurance
2	925	\$	25.65	9	2017 OL SAFETY INSPEC FIRST NATI 08/17 NATE	Safety
2	935.1	\$	164.28	9	2017 OL SWITCHES,SURG AMAZON CAP 1JXQ9DXL6XPD	Office Supplies / Equipment
2	935.3	\$	28.10	9	2017 DISTRIBUTE VACATION	Employee Benefit - Vacation
2	935.1	\$	43.58	9	2017 OL UBQUITI ARMS AMAZON CAP 13LFCMHRQTTY	Office Supplies / Equipment
2	925	\$	92.12	2	2017 OL WEEKLY CLOTHI UNIFIRST C 2460269462	Safety
2	925	\$	92.12	2	2017 OL WEEKLY CLOTHI UNIFIRST C 2460270095	Safety
2	925	\$	98.36	3	2017 OL WEEKLY CLOTHI UNIFIRST C 2460270752	Safety
2	925	\$	98.43	3	2017 OL WEEKLY CLOTHI UNIFIRST C 2460271400	Safety
2	935.3	\$	22.55	9	2017 DISTRIBUTE SAFETY	Safety
2	935.3	\$	24.98	9	2017 TRANSPORTATION CLEARING 184.100	Travel
2	935.3	\$	5.72	9	2017 DISTRIBUTE WC INSURANCE	Employee Benefit - Work Comp Insurance
2	935.3	\$	105.79	9	2017 DISTRIBUTE VACATION	Employee Benefit - Vacation
2	925	\$	98.43	3	2017 OL WEEKLY CLOTHI UNIFIRST C 2460272062	Safety
2	925	\$	98.43	3	2017 OL WEEKLY CLOTHI UNIFIRST C 2460272709	Safety
2	925	\$	98.43	3	2017 OL WEEKLY CLOTHI UNIFIRST C 2460273374	Safety
2	935.3	\$	169.87	9	2017 DISTRIBUTE SAFETY	Safety
2	935.3	\$	21.56	9	2017 DISTRIBUTE WC INSURANCE	Employee Benefit - Work Comp Insurance
2	920	\$	421.34	10	2017 DISTRIBUTE VACATION	Employee Benefit - Vacation
2	920	\$	524.86	10	2017 DISTRIBUTE SAFETY	Safety
2	920	\$	130.33	10	2017 DISTRIBUTE WC INSURANCE	Employee Benefit - Work Comp Insurance
2	920	\$	358.91	10	2017 DISTRIBUTE VACATION	Employee Benefit - Vacation
2	920	\$	647.64	10	2017 DISTRIBUTE SAFETY	Safety
2	920	\$	111.01	10	2017 DISTRIBUTE WC INSURANCE	Employee Benefit - Work Comp Insurance
2	920	\$	209.14	10	2017 DISTRIBUTE VACATION	Employee Benefit - Vacation
2	920	\$	376.98	10	2017 DISTRIBUTE SAFETY	Safety
2	920	\$	64.69	10	2017 DISTRIBUTE WC INSURANCE	Employee Benefit - Work Comp Insurance
2	921	\$	(1.50)	10	2017 RETURN CHECK/BANK CHARGES	Banking Fees
2	925	\$	99.83	4	2017 OL WEEKLY CLOTHI UNIFIRST C 2460274037	Safety
2	925	\$	99.83	4	2017 OL WEEKLY CLOTHI UNIFIRST C 246027437	Safety
2	925	\$	(99.83)	4	2017 OL WEEKLY CLOTHI UNIFIRST C 246027437	Safety
2	925	\$	98.43	4	2017 OL WEEKLY CLOTHI UNIFIRST C 2460274702	Safety
2	925	\$	102.52	4	2017 OL WEEKLY CLOTHI UNIFIRST C 2460275363	Safety
2	925	\$	178.77	4	2017 OL WEEKLY CLOTHI UNIFIRST C 2460276041	Safety
2	925	\$	112.98	4	2017 OL WEEKLY CLOTHI UNIFIRST C 2460276714	Safety
2	925	\$	117.07	5	2017 OL WEEKLY CLOTHI UNIFIRST C 2460277384	Safety
2	925	\$	112.98	5	2017 OL WEEKLY CLOTHI UNIFIRST C 2460278046	Safety
2	925	\$	112.98	5	2017 OL WEEKLY CLOTHI UNIFIRST C 2460278761	Safety
2	925	\$	112.98	5	2017 OL WEEKLY CLOTHI UNIFIRST C 2460279446	Safety
2	925	\$	112.98	6	2017 OL WEEKLY CLOTHI UNIFIRST C 2460280113	Safety
2	925	\$	112.98	6	2017 OL WEEKLY CLOTHI UNIFIRST C 2460280781	Safety
2	925	\$	119.92	6	2017 OL WEEKLY CLOTHI UNIFIRST C 2460281445	Safety
2	925	\$	119.92	6	2017 OL WEEKLY CLOTHI UNIFIRST C 2460282109	Safety
2	925	\$	119.92	7	2017 OL WEEKLY CLOTHI UNIFIRST C 2460282765	Safety
2	925	\$	112.98	7	2017 OL WEEKLY CLOTHI UNIFIRST C 2460283426	Safety
2	925	\$	112.98	7	2017 OL WEEKLY CLOTHI UNIFIRST C 2460284086	Safety
2	925	\$	112.98	7	2017 OL WEEKLY CLOTHI UNIFIRST C 2460284751	Safety
2	925	\$	112.98	8	2017 OL WEEKLY CLOTHI UNIFIRST C 2460285401	Safety
2	925	\$	112.98	8	2017 OL WEEKLY CLOTHI UNIFIRST C 2460286064	Safety
2	925	\$	112.98	8	2017 OL WEEKLY CLOTHI UNIFIRST C 2460286726	Safety
2	925	\$	112.98	8	2017 OL WEEKLY CLOTHI UNIFIRST C 2460287459	Safety
2	925	\$	112.98	8	2017 OL WEEKLY CLOTHI UNIFIRST C 2460288133	Safety
2	925	\$	112.98	9	2017 OL WEEKLY CLOTHI UNIFIRST C 2460288816	Safety
2	925	\$	112.98	9	2017 OL WEEKLY CLOTHI UNIFIRST C 2460289487	Safety
2	925	\$	112.98	9	2017 OL WEEKLY CLOTHI UNIFIRST C 2460290179	Safety
2	925	\$	112.98	9	2017 OL WEEKLY CLOTHI UNIFIRST C 2460290848	Safety
2	925	\$	112.98	10	2017 OL WEEKLY CLOTHI UNIFIRST C 2460291525	Safety
2	925	\$	114.38	10	2017 OL WEEKLY CLOTHI UNIFIRST C 2460292195	Safety
2	925	\$	114.38	10	2017 OL WEEKLY CLOTHI UNIFIRST C 2460292879	Safety
2	925	\$	112.98	10	2017 OL WEEKLY CLOTHI UNIFIRST C 2460293544	Safety
2	925	\$	211.46	10	2017 OL WEEKLY CLOTHI UNIFIRST C 2460294220	Safety
2	925	\$	112.98	11	2017 OL WEEKLY CLOTHI UNIFIRST C 2460294888	Safety
2	925	\$	112.98	11	2017 OL WEEKLY CLOTHI UNIFIRST C 2460295574	Safety
2	925	\$	112.98	11	2017 OL WEEKLY CLOTHI UNIFIRST C 2460296261	Safety
2	921	\$	952.09	7	2017 CR CARD PROC FEE-EFT ACH DIRECT	Banking Fees
2	921	\$	822.26	7	2017 CR CARD PROC FEE-EFT ACH DIRECT	Banking Fees
2	921	\$	1,119.85	10	2017 DISTRIBUTE PREPAID MAINTENANCE	Software

2	921	\$	243.13	10	2017 DISTRIBUTE PREPAID OFFICE SUPPLIES	Software
2	921	\$	937.85	10	2017 DISTRIBUTE PREPAID ST MAINTENANCE	Software
2	921	\$	(23.75)	10	2017 RETURN EFT/BANK CHARGE	Banking Fees
2	925	\$	112.98	11	2017 OL WEEKLY CLOTHI UNIFIRST C 2460296974	Safety
2	925	\$	112.98	12	2017 OL WEEKLY CLOTHI UNIFIRST C 2460297671	Safety
2	925	\$	112.98	12	2017 OL WEEKLY CLOTHI UNIFIRST C 2460298398	Safety
2	925	\$	112.98	12	2017 OL WEEKLY CLOTHI UNIFIRST C 2460299081	Safety
2	925	\$	112.98	12	2017 OL WEEKLY CLOTHI UNIFIRST C 2460299815	Safety
2	925	\$	112.98	12	2017 OL WEEKLY CLOTHI UNIFIRST C 2460300558	Safety
2	935.3	\$	263.49	2	2017 OL4659 PARTS FOR PROTECTIVE 56436	Safety
2	925	\$	87.00	12	2017 OLIMITZ SAFETY MT FIRST NATI 12/17 NATE	Safety
2	935	\$	600.00	5	2017 OLMITZ - CLEAN O HERTEL TAN 201704217	Building Maintenance
2	926	\$	18.87	5	2017 OLMITZ BREAKFAST FIRST NATI 04/17 DARRIN	Excludable Employee Benefits
2	921	\$	68.29	1	2017 OLMITZ CELL PHON NEX-TECH W 4917374	Utilities / Telephone
2	921	\$	68.51	2	2017 OLMITZ CELL PHON NEX-TECH W 4982370	Utilities / Telephone
2	921	\$	157.47	3	2017 OLMITZ CELL PHON NEX-TECH W 5040364	Utilities / Telephone
2	921	\$	843.11	4	2017 OLMITZ CELL PHON NEX-TECH W 5126365	Utilities / Telephone
2	921	\$	497.25	5	2017 OLMITZ CELL PHON NEX-TECH W 5200365	Utilities / Telephone
2	921	\$	500.48	6	2017 OLMITZ CELL PHON NEX-TECH W 5287362	Utilities / Telephone
2	921	\$	(500.48)	6	2017 OLMITZ CELL PHON NEX-TECH W 5287362	Utilities / Telephone
2	921	\$	412.67	6	2017 OLMITZ CELL PHON NEX-TECH W 5287362	Utilities / Telephone
2	921	\$	389.30	7	2017 OLMITZ CELL PHON NEX-TECH W 5364362	Utilities / Telephone
2	921	\$	(389.30)	7	2017 OLMITZ CELL PHON NEX-TECH W 5364362	Utilities / Telephone
2	921	\$	393.89	7	2017 OLMITZ CELL PHON NEX-TECH W 5364362	Utilities / Telephone
2	921	\$	427.93	8	2017 OLMITZ CELL PHON NEX-TECH W 5440358	Utilities / Telephone
2	921	\$	149.70	1	2017 OLMITZ CELL PHON VERIZON WI 9777798771	Utilities / Telephone
2	921	\$	173.61	2	2017 OLMITZ CELL PHON VERIZON WI 9779468294	Utilities / Telephone
2	921	\$	149.63	3	2017 OLMITZ CELL PHON VERIZON WI 9781144630	Utilities / Telephone
2	921	\$	173.80	4	2017 OLMITZ CELL PHON VERIZON WI 97812952379	Utilities / Telephone
2	921	\$	150.30	5	2017 OLMITZ CELL PHON VERIZON WI 9784766529	Utilities / Telephone
2	921	\$	150.30	6	2017 OLMITZ CELL PHON VERIZON WI 9786587647	Utilities / Telephone
2	921	\$	(150.30)	6	2017 OLMITZ CELL PHON VERIZON WI 9786587647	Utilities / Telephone
2	921	\$	53.21	6	2017 OLMITZ CELL PHON VERIZON WI 9786587647	Utilities / Telephone
2	921	\$	53.21	7	2017 OLMITZ CELL PHON VERIZON WI 9788320620	Utilities / Telephone
2	926	\$	6.53	12	2017 OLMITZ CHRISTMAS FIRST NATI 12/17 DENNIS	Excludable Employee Benefits
2	925	\$	92.12	1	2017 OLMITZ FR CLOTHI UNIFIRST C 2460266202	Safety
2	925	\$	92.12	1	2017 OLMITZ FR CLOTHI UNIFIRST C 2460266854	Safety
2	925	\$	93.25	1	2017 OLMITZ FR CLOTHI UNIFIRST C 2460267498	Safety
2	921	\$	476.05	7	2017 CR CARD PROC FEE-EFT ACH DIRECT	Banking Fees
2	921	\$	2,258.28	8	2017 CR CARD PROC FEE-EFT ACH DIRECT	Banking Fees
2	921	\$	986.54	10	2017 DISTRIBUTE PREPAID MAINTENANCE	Software
2	921	\$	214.19	10	2017 DISTRIBUTE PREPAID OFFICE SUPPLIES	Software
2	921	\$	826.21	10	2017 DISTRIBUTE PREPAID ST MAINTENANCE	Software
2	925	\$	92.12	1	2017 OLMITZ FR CLOTHI UNIFIRST C 2460268156	Safety
2	925	\$	92.12	2	2017 OLMITZ FR CLOTHI UNIFIRST C 2460268814	Safety
2	935.1	\$	59.81	5	2017 OLMITZ GARAGE DO C & E DOOR 134168873	Building Maintenance
2	921	\$	138.20	1	2017 OLMITZ GAS KANSAS GAS 010617	Utilities / Telephone
2	921	\$	115.02	2	2017 OLMITZ GAS KANSAS GAS 020617	Utilities / Telephone
2	921	\$	53.73	3	2017 OLMITZ GAS KANSAS GAS 030717	Utilities / Telephone
2	921	\$	43.04	4	2017 OLMITZ GAS KANSAS GAS 040517	Utilities / Telephone
2	921	\$	25.34	5	2017 OLMITZ GAS KANSAS GAS 052517	Utilities / Telephone
2	921	\$	14.47	6	2017 OLMITZ GAS KANSAS GAS 060717	Utilities / Telephone
2	921	\$	7.85	7	2017 OLMITZ GAS KANSAS GAS 070517	Utilities / Telephone
2	921	\$	(7.85)	7	2017 OLMITZ GAS KANSAS GAS 070517	Utilities / Telephone
2	921	\$	7.85	7	2017 OLMITZ GAS KANSAS GAS 070517	Utilities / Telephone
2	921	\$	7.85	8	2017 OLMITZ GAS KANSAS GAS 080317	Utilities / Telephone
2	921	\$	7.85	9	2017 OLMITZ GAS KANSAS GAS 090117	Utilities / Telephone
2	921	\$	7.85	10	2017 OLMITZ GAS KANSAS GAS 100417	Utilities / Telephone
2	921	\$	80.87	12	2017 OLMITZ GAS KANSAS GAS 120617	Utilities / Telephone
2	925	\$	62.87	8	2017 OLMITZ INSPECTIO BUDIG NATE 081017	Safety
2	935.1	\$	20.35	5	2017 OLMITZ LAPTOP BA AMAZON CAP 0773W6XYCVFT	Office Supplies / Equipment
2	935.1	\$	20.35	5	2017 OLMITZ LAPTOP BA AMAZON CAP 773W6XYCVFT	Office Supplies / Equipment
2	935.1	\$	(20.35)	5	2017 OLMITZ LAPTOP BA AMAZON CAP 773W6XYCVFT	Office Supplies / Equipment
2	926	\$	82.04	10	2017 OLMITZ LUNCH WIT FIRST NATI 09/17 JAY	Excludable Employee Benefits
2	921	\$	148.00	1	2017 OLMITZ PHONE & I NEX-TECH 3222-010117	Utilities / Telephone
2	921	\$	148.00	2	2017 OLMITZ PHONE & I NEX-TECH, 3222-020117	Utilities / Telephone
2	921	\$	149.00	3	2017 OLMITZ PHONE & I NEX-TECH, 3222-030117	Utilities / Telephone
2	921	\$	149.00	4	2017 OLMITZ PHONE & I NEX-TECH, 3222-040117	Utilities / Telephone
2	921	\$	150.00	5	2017 OLMITZ PHONE & I NEX-TECH, 3222-050117	Utilities / Telephone
2	921	\$	149.00	6	2017 OLMITZ PHONE & I NEX-TECH, 3222-060117	Utilities / Telephone
2	921	\$	149.00	7	2017 OLMITZ PHONE & I NEX-TECH, 3222-070117	Utilities / Telephone
2	921	\$	149.00	8	2017 OLMITZ PHONE & I NEX-TECH, 3222-080117	Utilities / Telephone
2	921	\$	149.00	9	2017 OLMITZ PHONE & I NEX-TECH, 3222-090117	Utilities / Telephone
2	921	\$	149.00	10	2017 OLMITZ PHONE & I NEX-TECH, 3222-100117	Utilities / Telephone
2	930.4	\$	83.99	6	2017 OLMITZ PHONE TRA MALSAM NEI 062717	Utilities / Telephone
2	925	\$	20.72	7	2017 OLMITZ SAFETY ME BUDIG NATE 072617	Safety
2	925	\$	17.89	7	2017 OLMITZ SAFETY ME BUDIG NATE 072617	Safety
2	921	\$	1,950.33	8	2017 CR CARD PROC FEE-EFT ACH DIRECT	Banking Fees
2	921	\$	1,129.14	8	2017 CR CARD PROC FEE-EFT ACH DIRECT	Banking Fees
2	921	\$	559.93	10	2017 DISTRIBUTE PREPAID MAINTENANCE	Software
2	921	\$	121.57	10	2017 DISTRIBUTE PREPAID OFFICE SUPPLIES	Software
2	921	\$	468.93	10	2017 DISTRIBUTE PREPAID ST MAINTENANCE	Software
2	925	\$	10.35	7	2017 OLMITZ SAFETY ME BUDIG NATE 072617	Safety
2	925	\$	94.16	7	2017 OLMITZ SAFETY MT BUDIG NATE 062917	Safety
2	925	\$	62.87	9	2017 OLMITZ SAFETY MT BUDIG NATE 092917	Safety
2	925	\$	108.90	8	2017 OLMITZ SAFETY MT FIRST NATI 07/17 NATE	Safety
2	925	\$	8.13	11	2017 OLMITZ SAFETY MT FIRST NATI 10/17 NATE	Safety

2	925	\$	13.01	12	2017 OLMITZ SAFETY MT FIRST NATI 11/17 NATE	Safety
2	925	\$	13.20	12	2017 OLMITZ SAFETY MT FIRST NATI 12/17 NATE	Safety
2	925	\$	25.65	3	2017 OLMITZ SAFETY VI FIRST NATI 02/17 NATE	Safety
2	925	\$	21.08	5	2017 OLMITZ SAFETY VI FIRST NATI 04/17 NATE	Safety
2	925	\$	15.91	6	2017 OLMITZ-TEST GROU FIRST NATI 05/17 NATE	Safety
2	930.1	\$	22.93	8	2017 PARADE CANDY FIRST NATI 07/17 OFFICE	Donation / Sponsorship
2	930.1	\$	19.80	8	2017 PARADE CANDY FIRST NATI 07/17 OFFICE	Donation / Sponsorship
2	930.1	\$	11.47	8	2017 PARADE CANDY FIRST NATI 07/17 OFFICE	Donation / Sponsorship
2	930.1	\$	51.00	6	2017 PARADISE CREEK F BITTEL BRA 061017	Donation / Sponsorship
2	930.1	\$	67.00	7	2017 PARADISE CREEK F FIRST NATI 06/17 OFFICE	Donation / Sponsorship
2	930.1	\$	100.00	6	2017 PARADISE CREEK F MALSAM STA 060617	Donation / Sponsorship
2	930.1	\$	(100.00)	6	2017 PARADISE CREEK F MALSAM STA 060617	Donation / Sponsorship
2	930.1	\$	100.00	6	2017 PARADISE CREEK F MALSAM STA 060617	Donation / Sponsorship
2	935.1	\$	10.07	6	2017 PATCH CABLES AMAZON CAP 071X438536VJ	Office Supplies / Equipment
2	935.1	\$	8.69	6	2017 PATCH CABLES AMAZON CAP 071X438536VJ	Office Supplies / Equipment
2	925	\$	(1,607.73)	10	2017 DISTRIBUTE SAFETY	Safety
2	935.1	\$	5.03	6	2017 PATCH CABLES AMAZON CAP 071X438536VJ	Office Supplies / Equipment
2	935.1	\$	3.36	6	2017 PATCH CABLES-SMA AMAZON CAP OJSY1KNFXQMH	Office Supplies / Equipment
2	935.1	\$	2.90	6	2017 PATCH CABLES-SMA AMAZON CAP OJSY1KNFXQMH	Office Supplies / Equipment
2	935.1	\$	1.67	6	2017 PATCH CABLES-SMA AMAZON CAP OJSY1KNFXQMH	Office Supplies / Equipment
2	935.1	\$	6.42	6	2017 PATCH PANEL AMAZON CAP 071X438514TM	Office Supplies / Equipment
2	935.1	\$	5.55	6	2017 PATCH PANEL AMAZON CAP 071X438514TM	Office Supplies / Equipment
2	935.1	\$	3.21	6	2017 PATCH PANEL AMAZON CAP 071X438514TM	Office Supplies / Equipment
2	926	\$	96.84	4	2017 PCB SEMINAR-SALI BITTEL SET 041917	Training / Education
2	925	\$	(1,378.00)	10	2017 DISTRIBUTE SAFETY	Safety
2	926	\$	0.48	6	2017 PCB SEMINAR-SALI FIRST NATI 05/17 NATE	Training / Education
2	925	\$	(700.06)	10	2017 DISTRIBUTE SAFETY	Safety
2	925	\$	287.56	10	2017 TRANSPORTATION CLEARING 184.100	Travel
2	925	\$	(1,353.04)	10	2017 DISTRIBUTE SAFETY	Safety
2	926	\$	0.41	6	2017 PCB SEMINAR-SALI FIRST NATI 05/17 NATE	Training / Education
2	926	\$	0.24	6	2017 PCB SEMINAR-SALI FIRST NATI 05/17 NATE	Training / Education
2	926	\$	31.78	4	2017 PCB TRAINING-SAL ASCHENBREN 041917	Training / Education
2	926	\$	27.45	4	2017 PCB TRAINING-SAL ASCHENBREN 041917	Training / Education
2	926	\$	15.88	4	2017 PCB TRAINING-SAL ASCHENBREN 041917	Training / Education
2	935.1	\$	13.43	11	2017 PDU-NETWORKING E AMAZON CAP 16LQ34QFMJP3	Office Supplies / Equipment
2	935.1	\$	13.43	11	2017 PDU-NETWORKING E AMAZON CAP 16LQ34QFMJP3	Office Supplies / Equipment
2	935.1	\$	11.60	11	2017 PDU-NETWORKING E AMAZON CAP 16LQ34QFMJP3	Office Supplies / Equipment
2	935.1	\$	11.60	11	2017 PDU-NETWORKING E AMAZON CAP 16LQ34QFMJP3	Office Supplies / Equipment
2	935.1	\$	6.71	11	2017 PDU-NETWORKING E AMAZON CAP 16LQ34QFMJP3	Office Supplies / Equipment
2	935.1	\$	6.71	11	2017 PDU-NETWORKING E AMAZON CAP 16LQ34QFMJP3	Office Supplies / Equipment
2	935.3	\$	156.26	4	2017 PEG HOLDER,WIRE HOME LUMBE 31331	Small Tools / Supplies
2	921	\$	21.11	6	2017 PENCILS,HIGHLIGH TRI-CENTRA B357199	Office Supplies / Equipment
2	921	\$	18.23	6	2017 PENCILS,HIGHLIGH TRI-CENTRA B357199	Office Supplies / Equipment
2	925	\$	(1,965.04)	10	2017 DISTRIBUTE SAFETY	Safety
2	921	\$	10.56	6	2017 PENCILS,HIGHLIGH TRI-CENTRA B357199	Office Supplies / Equipment
2	925	\$	(604.60)	10	2017 DISTRIBUTE SAFETY	Safety
2	925	\$	(313.77)	10	2017 DISTRIBUTE SAFETY	Safety
2	925	\$	172.53	10	2017 TRANSPORTATION CLEARING 184.100	Travel
2	925	\$	(2,859.40)	10	2017 DISTRIBUTE SAFETY	Safety
2	921	\$	18.12	9	2017 PENS,COPY PAPER ROBSON KEN 145308	Office Supplies / Equipment
2	921	\$	341.51	10	2017 PENS,HI-LIGHTERS TRI-CENTRA B360579	Office Supplies / Equipment
2	921	\$	294.94	10	2017 PENS,HI-LIGHTERS TRI-CENTRA B360579	Office Supplies / Equipment
2	921	\$	170.75	10	2017 PENS,HI-LIGHTERS TRI-CENTRA B360579	Office Supplies / Equipment
2	930.1	\$	6.71	7	2017 PING PONG BALLS AMAZON CAP 0VB8Y6LF15QK	Donation / Sponsorship
2	930.1	\$	5.79	7	2017 PING PONG BALLS AMAZON CAP 0VB8Y6LF15QK	Donation / Sponsorship
2	930.1	\$	3.35	7	2017 PING PONG BALLS AMAZON CAP 0VB8Y6LF15QK	Donation / Sponsorship
2	935	\$	85.00	9	2017 PL ADJUST TIMING C & E DOOR 30538592	Building Maintenance
2	925	\$	(1,312.66)	10	2017 DISTRIBUTE SAFETY	Safety
2	921	\$	55.29	5	2017 PL COLLECTIONS C ONLINE INF 244	Collection Expenses
2	925	\$	(350.03)	10	2017 DISTRIBUTE SAFETY	Safety
2	925	\$	215.73	10	2017 TRANSPORTATION CLEARING 184.100	Travel
2	925.1	\$	599.98	10	2017 DISTRIBUTE INSURANCE - VEH & GENERAL	Insurance
2	925.1	\$	528.56	10	2017 DISTRIBUTE INSURANCE - VEH & GENERAL	Insurance
2	925.1	\$	299.99	10	2017 DISTRIBUTE INSURANCE - VEH & GENERAL	Insurance
2	925	\$	35.01	2	2017 PL FIRST AID KIT CINTAS COR 5007127182	Safety
2	925	\$	32.35	4	2017 PL FIRST AID KIT CINTAS COR 5007544955	Safety
2	925	\$	80.05	6	2017 PL FIRST AID KIT CINTAS COR 5008035833	Safety
2	921	\$	130.63	8	2017 PL FIRST AID KIT CINTAS COR 5008494615	Safety
2	925	\$	506.07	10	2017 PL FIRST AID KIT CINTAS COR 5008826198	Safety
2	925	\$	46.78	11	2017 PL FIRST AID KIT CINTAS COR 5009419203	Safety
2	926	\$	2,175.80	10	2017 DISTRIBUTE CO CONTRIBUTIONS 401K	Employee Benefit - 401(k) Company Match
2	926	\$	3,861.28	10	2017 DISTRIBUTE NRECA PENSION PREPAY	Employee Benefit - NRECA Pension
2	921	\$	12.44	11	2017 PL GAS MIDWEST EN 101720033900	Utilities / Telephone
2	921	\$	65.27	8	2017 PL MECHANICAL PE TRI-CENTRA B358933	Office Supplies / Equipment
2	925	\$	61.53	12	2017 PL MONTHLY INSPE BUDIG NATE 121317	Safety
2	935	\$	128.40	10	2017 PL PEST CONTROL UNIVERSAL 356865	Building Maintenance
2	921	\$	150.00	12	2017 PL PHONE & INTER NEX-TECH, 3597-010118	Utilities / Telephone
2	921	\$	147.00	11	2017 PL PHONE & INTER NEX-TECH, 3597-110117	Utilities / Telephone
2	921	\$	145.00	12	2017 PL PHONE & INTER NEX-TECH, 3597-120117	Utilities / Telephone
2	925	\$	29.34	9	2017 PL SAFETY INSPEC FIRST NATI 08/17 NATE	Safety
2	925	\$	61.53	11	2017 PL SAFETY MTG BUDIG NATE 102417	Safety
2	935.3	\$	59.72	10	2017 PL SET PUNCH PIN S & W SUPP 4-620927	Small Tools / Supplies
2	925	\$	94.55	2	2017 PL WEEKLY CLOTHI UNIFIRST C 2460269463	Safety
2	925	\$	95.69	2	2017 PL WEEKLY CLOTHI UNIFIRST C 2460270096	Safety
2	925	\$	93.41	3	2017 PL WEEKLY CLOTHI UNIFIRST C 2460270753	Safety
2	925	\$	101.14	3	2017 PL WEEKLY CLOTHI UNIFIRST C 2460271401	Safety
2	926	\$	18.49	10	2017 TRANSPORTATION CLEARING 184.200	Travel

2	926	\$	17.48	10	2017 TRANSPORTATION CLEARING 184.300	Travel
2	925	\$	99.72	3	2017 PL WEEKLY CLOTHI UNIFIRST C 2460272063	Safety
2	925	\$	99.72	3	2017 PL WEEKLY CLOTHI UNIFIRST C 2460272710	Safety
2	925	\$	99.72	3	2017 PL WEEKLY CLOTHI UNIFIRST C 2460273375	Safety
2	925	\$	99.72	4	2017 PL WEEKLY CLOTHI UNIFIRST C 2460274038	Safety
2	925	\$	99.72	4	2017 PL WEEKLY CLOTHI UNIFIRST C 2460274703	Safety
2	925	\$	101.14	4	2017 PL WEEKLY CLOTHI UNIFIRST C 2460275364	Safety
2	926	\$	1,726.40	10	2017 DISTRIBUTE CO CONTRIBUTIONS 401K	Employee Benefit - 401(k) Company Match
2	926	\$	3,063.77	10	2017 DISTRIBUTE NRECA PENSION PREPAY	Employee Benefit - NRECA Pension
2	925	\$	99.72	4	2017 PL WEEKLY CLOTHI UNIFIRST C 2460276042	Safety
2	925	\$	101.14	4	2017 PL WEEKLY CLOTHI UNIFIRST C 2460276715	Safety
2	925	\$	99.72	5	2017 PL WEEKLY CLOTHI UNIFIRST C 2460277385	Safety
2	925	\$	163.72	5	2017 PL WEEKLY CLOTHI UNIFIRST C 2460278047	Safety
2	925	\$	99.72	5	2017 PL WEEKLY CLOTHI UNIFIRST C 2460278762	Safety
2	925	\$	112.78	5	2017 PL WEEKLY CLOTHI UNIFIRST C 2460279447	Safety
2	925	\$	112.78	6	2017 PL WEEKLY CLOTHI UNIFIRST C 2460280114	Safety
2	925	\$	114.20	6	2017 PL WEEKLY CLOTHI UNIFIRST C 2460280782	Safety
2	925	\$	112.78	6	2017 PL WEEKLY CLOTHI UNIFIRST C 2460281446	Safety
2	925	\$	112.78	6	2017 PL WEEKLY CLOTHI UNIFIRST C 2460282110	Safety
2	925	\$	115.62	7	2017 PL WEEKLY CLOTHI UNIFIRST C 2460282766	Safety
2	925	\$	121.24	7	2017 PL WEEKLY CLOTHI UNIFIRST C 2460283427	Safety
2	925	\$	112.78	7	2017 PL WEEKLY CLOTHI UNIFIRST C 2460284087	Safety
2	926	\$	15.13	10	2017 TRANSPORTATION CLEARING 184.300	Travel
2	925	\$	112.78	7	2017 PL WEEKLY CLOTHI UNIFIRST C 2460284752	Safety
2	925	\$	114.20	8	2017 PL WEEKLY CLOTHI UNIFIRST C 2460285402	Safety
2	925	\$	112.78	8	2017 PL WEEKLY CLOTHI UNIFIRST C 2460286065	Safety
2	925	\$	112.78	8	2017 PL WEEKLY CLOTHI UNIFIRST C 2460286727	Safety
2	925	\$	134.04	8	2017 PL WEEKLY CLOTHI UNIFIRST C 2460287460	Safety
2	925	\$	115.62	8	2017 PL WEEKLY CLOTHI UNIFIRST C 2460288134	Safety
2	926	\$	1,844.73	10	2017 DISTRIBUTE CO CONTRIBUTIONS 401K	Employee Benefit - 401(k) Company Match
2	926	\$	3,273.77	10	2017 DISTRIBUTE NRECA PENSION PREPAY	Employee Benefit - NRECA Pension
2	925	\$	115.61	9	2017 PL WEEKLY CLOTHI UNIFIRST C 2460288817	Safety
2	925	\$	114.20	9	2017 PL WEEKLY CLOTHI UNIFIRST C 2460289488	Safety
2	925	\$	114.20	9	2017 PL WEEKLY CLOTHI UNIFIRST C 2460290180	Safety
2	925	\$	114.20	9	2017 PL WEEKLY CLOTHI UNIFIRST C 2460290849	Safety
2	925	\$	112.78	10	2017 PL WEEKLY CLOTHI UNIFIRST C 2460291526	Safety
2	925	\$	112.78	10	2017 PL WEEKLY CLOTHI UNIFIRST C 2460292196	Safety
2	925	\$	199.69	10	2017 PL WEEKLY CLOTHI UNIFIRST C 2460292880	Safety
2	925	\$	99.72	10	2017 PL WEEKLY CLOTHI UNIFIRST C 2460293545	Safety
2	925	\$	99.72	10	2017 PL WEEKLY CLOTHI UNIFIRST C 2460294221	Safety
2	925	\$	99.72	11	2017 PL WEEKLY CLOTHI UNIFIRST C 2460294889	Safety
2	925	\$	99.72	11	2017 PL WEEKLY CLOTHI UNIFIRST C 2460295575	Safety
2	925	\$	99.72	11	2017 PL WEEKLY CLOTHI UNIFIRST C 2460296262	Safety
2	925	\$	99.72	11	2017 PL WEEKLY CLOTHI UNIFIRST C 2460296975	Safety
2	925	\$	106.76	12	2017 PL WEEKLY CLOTHI UNIFIRST C 2460297672	Safety
2	925	\$	99.72	12	2017 PL WEEKLY CLOTHI UNIFIRST C 2460298399	Safety
2	925	\$	99.72	12	2017 PL WEEKLY CLOTHI UNIFIRST C 2460299082	Safety
2	926	\$	8.74	10	2017 TRANSPORTATION CLEARING 184.300	Travel
2	925	\$	99.72	12	2017 PL WEEKLY CLOTHI UNIFIRST C 2460299816	Safety
2	925	\$	99.72	12	2017 PL WEEKLY CLOTHI UNIFIRST C 2460300559	Safety
2	926	\$	15.54	5	2017 PLAINVILLE BREAK FIRST NATI 04/17 DARRIN	Excludable Employee Benefits
2	921	\$	136.59	1	2017 PLAINVILLE CELL NEX-TECH W 4917374	Utilities / Telephone
2	921	\$	137.03	2	2017 PLAINVILLE CELL NEX-TECH W 4982370	Utilities / Telephone
2	921	\$	40.54	3	2017 PLAINVILLE CELL NEX-TECH W 5040364	Utilities / Telephone
2	921	\$	1,006.09	4	2017 PLAINVILLE CELL NEX-TECH W 5126365	Utilities / Telephone
2	930.1	\$	11.04	10	2017 DISTRIBUTE VACATION	Employee Benefit - Vacation
2	930.1	\$	13.75	10	2017 DISTRIBUTE SAFETY	Safety
2	921	\$	572.08	5	2017 PLAINVILLE CELL NEX-TECH W 5200365	Utilities / Telephone
2	930.1	\$	3.42	10	2017 DISTRIBUTE WC INSURANCE	Employee Benefit - Work Comp Insurance
2	921	\$	574.46	6	2017 PLAINVILLE CELL NEX-TECH W 5287362	Utilities / Telephone
2	921	\$	614.20	7	2017 PLAINVILLE CELL NEX-TECH W 5364362	Utilities / Telephone
2	921	\$	582.63	8	2017 PLAINVILLE CELL NEX-TECH W 5440358	Utilities / Telephone
2	930.1	\$	16.92	10	2017 DISTRIBUTE VACATION	Employee Benefit - Vacation
2	930.1	\$	30.53	10	2017 DISTRIBUTE SAFETY	Safety
2	921	\$	311.14	1	2017 PLAINVILLE CELL VERIZON WI 9777798771	Utilities / Telephone
2	930.1	\$	184.53	10	2017 TRANSPORTATION CLEARING 184.100	Travel
2	930.1	\$	5.23	10	2017 DISTRIBUTE WC INSURANCE	Employee Benefit - Work Comp Insurance
2	921	\$	358.88	2	2017 PLAINVILLE CELL VERIZON WI 9779468294	Utilities / Telephone
2	921	\$	310.93	3	2017 PLAINVILLE CELL VERIZON WI 9781144630	Utilities / Telephone
2	921	\$	359.73	4	2017 PLAINVILLE CELL VERIZON WI 97812952379	Utilities / Telephone
2	930.1	\$	0.37	10	2017 DISTRIBUTE VACATION	Employee Benefit - Vacation
2	930.1	\$	0.68	10	2017 DISTRIBUTE SAFETY	Safety
2	921	\$	312.00	5	2017 PLAINVILLE CELL VERIZON WI 9784766529	Utilities / Telephone
2	930.1	\$	0.12	10	2017 DISTRIBUTE WC INSURANCE	Employee Benefit - Work Comp Insurance
2	921	\$	312.00	6	2017 PLAINVILLE CELL VERIZON WI 9786587647	Utilities / Telephone
2	921	\$	(312.00)	6	2017 PLAINVILLE CELL VERIZON WI 9786587647	Utilities / Telephone
2	921	\$	26.41	6	2017 PLAINVILLE CELL VERIZON WI 9786587647	Utilities / Telephone
2	930.2	\$	597.36	10	2017 DISTRIBUTE PROPERTY TAX	Property Tax
2	930.2	\$	29.26	10	2017 DISTRIBUTE INSURANCE - PROP LIAB & UMB	Insurance
2	930.2	\$	526.24	10	2017 DISTRIBUTE PROPERTY TAX	Property Tax
2	930.2	\$	25.78	10	2017 DISTRIBUTE INSURANCE - PROP LIAB & UMB	Insurance
2	930.2	\$	298.68	10	2017 DISTRIBUTE PROPERTY TAX	Property Tax
2	930.2	\$	14.63	10	2017 DISTRIBUTE INSURANCE - PROP LIAB & UMB	Insurance
2	930.4	\$	67.62	10	2017 DISTRIBUTE VACATION	Employee Benefit - Vacation
2	930.4	\$	84.23	10	2017 DISTRIBUTE SAFETY	Safety
2	921	\$	26.41	7	2017 PLAINVILLE CELL VERIZON WI 9788320620	Utilities / Telephone
2	925	\$	93.41	1	2017 PLAINVILLE FR CL UNIFIRST C 2460266203	Safety



2	925	\$	93.41	1	2017 PLAINVILLE FR CL UNIFIRST C 2460266855	Safety
2	925	\$	93.41	1	2017 PLAINVILLE FR CL UNIFIRST C 2460267499	Safety
2	925	\$	93.41	1	2017 PLAINVILLE FR CL UNIFIRST C 2460268157	Safety
2	930.4	\$	174.13	10	2017 TRANSPORTATION CLEARING 184.100	Travel
2	930.4	\$	26.47	10	2017 TRANSPORTATION CLEARING 184.300	Travel
2	930.4	\$	13.05	10	2017 DISTRIBUTE INSURANCE - DOM	Insurance - DOM
2	930.4	\$	20.92	10	2017 DISTRIBUTE WC INSURANCE	Employee Benefit - Work Comp Insurance
2	925	\$	94.55	2	2017 PLAINVILLE FR CL UNIFIRST C 2460268815	Safety
2	930.4	\$	62.18	10	2017 DISTRIBUTE VACATION	Employee Benefit - Vacation
2	930.4	\$	112.20	10	2017 DISTRIBUTE SAFETY	Safety
2	935.1	\$	59.81	5	2017 PLAINVILLE GARAG C & E DOOR 134168871	Building Maintenance
2	921	\$	9.38	10	2017 PLAINVILLE GAS-I MIDWEST EN 091720033900	Utilities / Telephone
2	921	\$	42.74	12	2017 PLAINVILLE GAS-I MIDWEST EN 111720033900	Utilities / Telephone
2	921	\$	19.37	5	2017 PLAINVILLE GAS-I MIDWEST EN 2695APR2017	Utilities / Telephone
2	921	\$	7.94	9	2017 PLAINVILLE GAS-I MIDWEST EN 2695AUG2017	Utilities / Telephone
2	930.4	\$	289.55	10	2017 TRANSPORTATION CLEARING 184.100	Travel
2	930.4	\$	22.90	10	2017 TRANSPORTATION CLEARING 184.300	Travel
2	930.4	\$	11.51	10	2017 DISTRIBUTE INSURANCE - DOM	Insurance - DOM
2	930.4	\$	19.23	10	2017 DISTRIBUTE WC INSURANCE	Employee Benefit - Work Comp Insurance
2	921	\$	93.98	1	2017 PLAINVILLE GAS-I MIDWEST EN 2695DEC2016	Utilities / Telephone
2	930.4	\$	25.96	10	2017 DISTRIBUTE VACATION	Employee Benefit - Vacation
2	930.4	\$	46.80	10	2017 DISTRIBUTE SAFETY	Safety
2	921	\$	49.29	3	2017 PLAINVILLE GAS-I MIDWEST EN 2695FEB2017	Utilities / Telephone
2	921	\$	74.24	2	2017 PLAINVILLE GAS-I MIDWEST EN 2695JAN2017	Utilities / Telephone
2	921	\$	6.69	8	2017 PLAINVILLE GAS-I MIDWEST EN 2695JUL2017	Utilities / Telephone
2	921	\$	10.15	7	2017 PLAINVILLE GAS-I MIDWEST EN 2695JUN2017	Utilities / Telephone
2	921	\$	10.15	7	2017 PLAINVILLE GAS-I MIDWEST EN 2695JUN2017	Utilities / Telephone
2	930.4	\$	13.23	10	2017 TRANSPORTATION CLEARING 184.300	Travel
2	930.4	\$	6.53	10	2017 DISTRIBUTE INSURANCE - DOM	Insurance - DOM
2	930.4	\$	8.03	10	2017 DISTRIBUTE WC INSURANCE	Employee Benefit - Work Comp Insurance
2	921	\$	(10.15)	7	2017 PLAINVILLE GAS-I MIDWEST EN 2695JUN2017	Utilities / Telephone
2	921	\$	37.20	4	2017 PLAINVILLE GAS-I MIDWEST EN 2695MAR2017	Utilities / Telephone
2	921	\$	7.73	6	2017 PLAINVILLE GAS-I MIDWEST EN 2695MAY2017	Utilities / Telephone
2	921	\$	278.95	2	2017 PLAINVILLE INK C TRI-CENTRA B351927	Office Supplies / Equipment
2	925	\$	58.85	8	2017 PLAINVILLE INSPE BUDIG NATE 081017	Safety
2	926	\$	117.31	10	2017 PLAINVILLE LUNCH FIRST NATI 09/17 DENNIS	Excludable Employee Benefits
2	935	\$	937.13	12	2017 PLAINVILLE OFFIC DON'S ELEC 9050	Building Maintenance
2	935	\$	555.36	6	2017 PLAINVILLE PEST PROFESSION 40828	Building Maintenance
2	935	\$	128.40	1	2017 PLAINVILLE PEST UNIVERSAL 350702	Building Maintenance
2	935	\$	128.40	4	2017 PLAINVILLE PEST UNIVERSAL 352364	Building Maintenance
2	935	\$	128.40	8	2017 PLAINVILLE PEST UNIVERSAL 354971	Building Maintenance
2	935.1	\$	65.81	6	2017 PLAINVILLE PHONE MALSAM NEI 062217	Utilities / Telephone
2	921	\$	125.02	1	2017 PLAINVILLE PHONE NEX-TECH 3597-010117	Utilities / Telephone
2	921	\$	120.20	2	2017 PLAINVILLE PHONE NEX-TECH, 3597-020117	Utilities / Telephone
2	921	\$	121.80	3	2017 PLAINVILLE PHONE NEX-TECH, 3597-030117	Utilities / Telephone
2	921	\$	119.12	4	2017 PLAINVILLE PHONE NEX-TECH, 3597-040117	Utilities / Telephone
2	921	\$	129.32	5	2017 PLAINVILLE PHONE NEX-TECH, 3597-050117	Utilities / Telephone
2	921	\$	122.88	6	2017 PLAINVILLE PHONE NEX-TECH, 3597-060117	Utilities / Telephone
2	921	\$	124.49	7	2017 PLAINVILLE PHONE NEX-TECH, 3597-070117	Utilities / Telephone
2	921	\$	120.73	8	2017 PLAINVILLE PHONE NEX-TECH, 3597-080117	Utilities / Telephone
2	921	\$	120.73	9	2017 PLAINVILLE PHONE NEX-TECH, 3597-090117	Utilities / Telephone
2	921	\$	52.00	10	2017 PLAINVILLE PHONE NEX-TECH, 3597-100117	Utilities / Telephone
2	925	\$	58.85	7	2017 PLAINVILLE SAFET BUDIG NATE 062917	Safety
2	925	\$	58.85	9	2017 PLAINVILLE SAFET BUDIG NATE 092917	Safety
2	925	\$	62.30	4	2017 PLAINVILLE SAFET FIRST NATI 03/17 NATE	Safety
2	925	\$	40.00	5	2017 PLAINVILLE SAFET FIRST NATI 04/17 NATE	Safety
2	925	\$	39.57	8	2017 PLAINVILLE SAFET FIRST NATI 07/17 NATE	Safety
2	925	\$	23.16	11	2017 PLAINVILLE SAFET FIRST NATI 10/17 NATE	Safety
2	935.3	\$	215.82	6	2017 PLAINVILLE TOW R FRONTIER A 052517	Small Tools / Supplies
2	935	\$	542.75	4	2017 PLAINVILLE-CLEAN HERTEL TAN 201703166	Building Maintenance
2	925	\$	61.44	6	2017 PLAINVILLE-TEST FIRST NATI 05/17 NATE	Safety
2	935.1	\$	14.41	6	2017 PLOTTER PAPER RO IT1 SOURCE 578150-IN	Office Supplies / Equipment
2	935.1	\$	12.45	6	2017 PLOTTER PAPER RO IT1 SOURCE 578150-IN	Office Supplies / Equipment
2	935.1	\$	7.21	6	2017 PLOTTER PAPER RO IT1 SOURCE 578150-IN	Office Supplies / Equipment
2	935.3	\$	305.69	2	2017 PO 2696 FIBERGLA KRIZ-DAVIS 101490024.1	Small Tools / Supplies
2	925	\$	548.63	2	2017 PO 2698 FR RAIN PROTECTIVE 56595	Safety
2	935.3	\$	663.80	3	2017 PO 2704 CEMBRE C WESCO DIST 90817	Small Tools / Supplies
2	935.3	\$	453.15	2	2017 PO 2704 FIBERGLA WESCO DIST 89419	Small Tools / Supplies
2	935.3	\$	567.79	3	2017 PO 2704 HOT LINE WESCO DIST 89741	Small Tools / Supplies
2	935.3	\$	1,733.10	2	2017 PO 2704 SAWZAW,F WESCO DIST 89577	Small Tools / Supplies
2	935.3	\$	445.71	3	2017 PO 2705 SUPPLIES KANSAS ELE 14963346	Small Tools / Supplies
2	935.3	\$	(445.71)	3	2017 PO 2705 SUPPLIES KANSAS ELE 14963346	Small Tools / Supplies
2	935.3	\$	445.71	3	2017 PO 2705 SUPPLIES MATHESON T 14963346	Small Tools / Supplies
2	925	\$	237.65	3	2017 PO 2705 TILLMAN MATHESON T 15123532	Small Tools / Supplies
2	935.3	\$	109.51	3	2017 PO 2705 WELDER H MATHESON T 14963345	Small Tools / Supplies
2	935.3	\$	(237.65)	2	2017 PO 2705 WELDING 14945164	Small Tools / Supplies
2	935.3	\$	237.65	2	2017 PO 2705 WELDING MATHESON T 14945164	Small Tools / Supplies
2	935.3	\$	237.65	3	2017 PO 2705 WELDING MATHESON T 14945164A	Small Tools / Supplies
2	935.3	\$	5.84	5	2017 PO 2708 PARTS FO KRIZ-DAVIS 101513999.1	Small Tools / Supplies
2	935.3	\$	493.80	3	2017 PO 2710 IMPACT M QUEST INC 51029	Small Tools / Supplies
2	935.3	\$	40.64	4	2017 PO 2712 REPLACEM KRIZ-DAVIS 101525035.1	Small Tools / Supplies
2	925	\$	236.96	3	2017 PO 2714 SAFETY V HALLS SAFE 0317-0526	Safety
2	925	\$	679.11	5	2017 PO 2722 CLASS BL PROTECTIVE 57315	Safety
2	935.3	\$	83.67	5	2017 PO 2723 ESTEX VI KRIZ-DAVIS 101548107.2	Small Tools / Supplies
2	935.3	\$	628.33	6	2017 PO 2730 TOOL HOL ALTEC INDU 10762557	Small Tools / Supplies
2	925	\$	281.63	7	2017 PO 2732 GATORADE FASTENAL C KSHAY195425A	Safety
2	925	\$	114.15	6	2017 PO 2734 WRAP CHA AMERICAN S 271397	Small Tools / Supplies

2	925	\$	408.76	7	2017 PO 2735 REPLACED WESCO DIST 94869	Small Tools / Supplies
2	925	\$	98.14	7	2017 PO 2736 SUNSCREE ULINE 88262085	Safety
2	935.3	\$	119.90	8	2017 PO 2739 KLEIN CL KRIZ-DAVIS 101604763.1	Small Tools / Supplies
2	925	\$	232.08	7	2017 PO 2741 LOW VOLT PROTECTIVE 58510	Safety
2	925	\$	267.97	8	2017 PO 2746 WORK GLO FASTENAL C KSHAY197181	Safety
2	925	\$	61.26	8	2017 PO 2746 WORK GLO FASTENAL C KSHAY197448	Safety
2	935.3	\$	52.88	10	2017 PO 2755 HOIST ST RELIABLE E 569201-IN	Small Tools / Supplies
2	925	\$	42.65	3	2017 PO 3558 COTTON W AMERICAN S 195676	Safety
2	925	\$	1,096.75	2	2017 PO 3560 REPLACEM PROTECTIVE 56453	Safety
2	935.3	\$	2,362.05	3	2017 PO 3564 3 RATCHE WESCO DIST 90555	Small Tools / Supplies
2	935.3	\$	3,516.98	3	2017 PO 3564 477 26/1 WESCO DIST 90343	Small Tools / Supplies
2	935.3	\$	570.94	3	2017 PO 3564 HOT LINE WESCO DIST 89742	Small Tools / Supplies
2	935.3	\$	(237.65)	2	2017 PO 3565 WELDER S 14951071	Small Tools / Supplies
2	930.5	\$	117.54	10	2017 DISTRIBUTE INSURANCE - DOM	Insurance - DOM
2	935.3	\$	237.65	2	2017 PO 3565 WELDER S MATHESON T 14951071	Small Tools / Supplies
2	935.3	\$	237.65	3	2017 PO 3565 WELDER S MATHESON T 14951071A	Small Tools / Supplies
2	925	\$	237.65	3	2017 PO 3565 WELDING MATHESON T 15123533	Small Tools / Supplies
2	925	\$	112.48	3	2017 PO 3574 CHAINSAW AMERICAN S 261910	Safety
2	925	\$	112.48	3	2017 PO 3574 CHAINSAW AMERICAN S 263003	Safety
2	925	\$	528.53	4	2017 PO 3576 6 FT HAR KRIZ-DAVIS 101531365.1	Safety
2	925	\$	279.62	5	2017 PO 3579 COVER UP KRIZ-DAVIS 101532416.2	Safety
2	925	\$	(279.62)	5	2017 PO 3579 COVER UP KRIZ-DAVIS S101532416.2	Safety
2	925	\$	279.62	5	2017 PO 3579 COVER UP KRIZ-DAVIS S101532416.2	Safety
2	925	\$	305.88	4	2017 PO 3579 COVERUP KRIZ-DAVIS 101532416.1	Safety
2	925	\$	402.99	5	2017 PO 3583 GLOVES,S AMERICAN S 265980	Safety
2	925	\$	228.93	5	2017 PO 3583 WINTER & AMERICAN S 267793	Safety
2	935.3	\$	62.83	5	2017 PO 3583 WINTER W AMERICAN S 266608	Safety
2	925	\$	355.38	6	2017 PO 3583 WORK GLO AMERICAN S 268610	Safety
2	925	\$	295.90	6	2017 PO 3583 WORK GLO AMERICAN S 269093	Safety
2	925	\$	157.05	6	2017 PO 3583 WORK GLO AMERICAN S 269661	Safety
2	925	\$	100.12	6	2017 PO 3588 HARD HAT AMERICAN S 269562	Safety
2	925	\$	275.74	7	2017 PO 3590 GATORADE FASTENAL C KSHAY195850	Safety
2	925	\$	92.26	7	2017 PO 3591 SUNSCREE ULINE 88262021	Safety
2	935.3	\$	163.11	7	2017 PO 3592 REPLACED US CARGO C 378790	Small Tools / Supplies
2	935.3	\$	833.03	8	2017 PO 3596 FIBERGLA KRIZ-DAVIS 101613888.1	Small Tools / Supplies
2	935.3	\$	26.10	8	2017 PO 3596 WIRE DIA KRIZ-DAVIS 101604757.1	Small Tools / Supplies
2	935.3	\$	26.10	8	2017 PO 3596 WIRE MIK KRIZ-DAVIS 101604757.2	Small Tools / Supplies
2	925	\$	514.41	10	2017 PO 3607 FR RAIN PROTECTIVE 59532	Safety
2	935.3	\$	939.55	2	2017 PO 4666 GUY WIRE WESCO DIST 89495	Small Tools / Supplies
2	935.3	\$	296.05	3	2017 PO 4669 SPRINGS DAKOTA RIG 429715-IN	Small Tools / Supplies
2	925	\$	494.07	4	2017 PO 4684 FERRULER KRIZ-DAVIS 101541445.1	Safety
2	925	\$	656.01	5	2017 PO 4684 SHRINK W KRIZ-DAVIS 101541445.2	Safety
2	925	\$	(656.01)	5	2017 PO 4684 SHRINK W KRIZ-DAVIS 101541445.2	Safety
2	925	\$	656.01	5	2017 PO 4684 SHRINK W KRIZ-DAVIS S101541445.2	Safety
2	935.3	\$	122.49	3	2017 PO 4685 QUICK CH QUEST INC 51098	Small Tools / Supplies
2	935.3	\$	725.32	5	2017 PO 4690 REPAIRED QUEST INC 51533	Small Tools / Supplies
2	925	\$	294.57	5	2017 PO 4693 RAIN SUI PROTECTIVE 57653	Safety
2	925	\$	588.83	5	2017 PO 4693 RUBBER G PROTECTIVE 57763	Safety
2	925	\$	240.95	7	2017 PO 4700 WORK GLO AMERICAN S 269561	Safety
2	925	\$	151.52	6	2017 PO 4700 WORK GLO AMERICAN S 271445	Safety
2	930.5	\$	103.55	10	2017 DISTRIBUTE INSURANCE - DOM	Insurance - DOM
2	925	\$	106.89	6	2017 PO 4700 WORK GLO AMERICAN S 271541	Safety
2	935	\$	318.47	7	2017 PO 4701 LED COBR KRIZ-DAVIS 101579479.1	Small Tools / Supplies
2	925	\$	109.59	6	2017 PO 4701 SILICONE KRIZ-DAVIS 101572116.1	Safety
2	925	\$	11.96	7	2017 PO 4707 SAFETY R PROTECTIVE 58340	Safety
2	925	\$	91.20	7	2017 PO 4709 SUNSCREE ULINE 88262210	Safety
2	935	\$	220.84	7	2017 PO 4719 BULBS & STANION WH 4339434-00	Small Tools / Supplies
2	935.3	\$	102.13	8	2017 PO 4722 TOOL REP KRIZ-DAVIS 101608431.1	Small Tools / Supplies
2	925	\$	403.13	9	2017 PO 4725 DBI SALA WESCO DIST 97192	Safety
2	925	\$	177.38	9	2017 PO 4725 SHOCKWAV WESCO DIST 96782	Safety
2	935.3	\$	582.02	9	2017 PO 4730 TAMP REP RELIABLE E 566884-IN	Small Tools / Supplies
2	935.3	\$	570.51	10	2017 PO 4733 SLINGS & DAKOTA RIG 446373-IN	Small Tools / Supplies
2	925	\$	109.59	10	2017 PO 4737 SILICONE KRIZ-DAVIS 101653341.1	Safety
2	925	\$	163.51	12	2017 PO 4742 CHANCE D PROTECTIVE 60139	Safety
2	925	\$	474.78	12	2017 PO 4742 LEATHER PROTECTIVE 60490	Safety
2	925	\$	518.55	11	2017 PO 4742 RUBBER G PROTECTIVE 59921	Safety
2	925	\$	276.96	11	2017 PO 4742 RUBBER G PROTECTIVE 60238	Safety
2	935.3	\$	337.08	12	2017 PO 4749 AUGER BI QUEST INC 53763	Small Tools / Supplies
2	935.3	\$	46.84	3	2017 PO 6260 DIGITAL BEN MEADOW S103249467	Small Tools / Supplies
2	935.3	\$	161.97	6	2017 PO 6324 60 CHOK DAKOTA RIG 438611-IN"	Small Tools / Supplies
2	930.1	\$	107.74	11	2017 PO 6482 SAFETY R CULVER COM 53511	Advertising
2	930.1	\$	107.74	11	2017 PO 6482 SAFETY R CULVER COM 53511	Advertising
2	930.1	\$	93.05	11	2017 PO 6482 SAFETY R CULVER COM 53511	Advertising
2	930.1	\$	93.05	11	2017 PO 6482 SAFETY R CULVER COM 53511	Advertising
2	930.1	\$	53.87	11	2017 PO 6482 SAFETY R CULVER COM 53511	Advertising
2	930.1	\$	53.87	11	2017 PO 6482 SAFETY R CULVER COM 53511	Advertising
2	935.3	\$	657.82	11	2017 PO 6497 REPAIRED RELIABLE E 571504-IN	Small Tools / Supplies
2	935.3	\$	206.50	11	2017 PO 6497 REPAIRED RELIABLE E 571505-IN	Small Tools / Supplies
2	930.42	\$	132.00	2	2017 POLICY REVIEW ME JOY FRANK 020617	Board Member Per Diem & Mileage
2	930.42	\$	19.46	2	2017 POLICY REVIEW ME JOY FRANK 020617	Board Member Per Diem & Mileage
2	930.42	\$	114.00	2	2017 POLICY REVIEW ME JOY FRANK 020617	Board Member Per Diem & Mileage
2	930.42	\$	16.81	2	2017 POLICY REVIEW ME JOY FRANK 020617	Board Member Per Diem & Mileage
2	930.42	\$	66.00	2	2017 POLICY REVIEW ME JOY FRANK 020617	Board Member Per Diem & Mileage
2	930.42	\$	9.72	2	2017 POLICY REVIEW ME JOY FRANK 020617	Board Member Per Diem & Mileage
2	930.42	\$	132.00	4	2017 POLICY REVIEW ME JOY FRANK 033017	Board Member Per Diem & Mileage
2	930.42	\$	16.82	4	2017 POLICY REVIEW ME JOY FRANK 033017	Board Member Per Diem & Mileage
2	930.42	\$	114.00	4	2017 POLICY REVIEW ME JOY FRANK 033017	Board Member Per Diem & Mileage

2	930.5	\$	58.77	10	2017 DISTRIBUTE INSURANCE - DOM	Insurance - DOM
2	935	\$	6.86	10	2017 DISTRIBUTE VACATION	Employee Benefit - Vacation
2	930.42	\$	14.53	4	2017 POLICY REVIEW ME JOY FRANK 033017	Board Member Per Diem & Mileage
2	930.42	\$	66.00	4	2017 POLICY REVIEW ME JOY FRANK 033017	Board Member Per Diem & Mileage
2	930.42	\$	8.40	4	2017 POLICY REVIEW ME JOY FRANK 033017	Board Member Per Diem & Mileage
2	930.42	\$	132.00	2	2017 POLICY REVIEW ME ROHLEDER S 020617	Board Member Per Diem & Mileage
2	935	\$	8.54	10	2017 DISTRIBUTE SAFETY	Safety
2	935	\$	2.12	10	2017 DISTRIBUTE WC INSURANCE	Employee Benefit - Work Comp Insurance
2	935	\$	6.77	10	2017 DISTRIBUTE VACATION	Employee Benefit - Vacation
2	935	\$	12.20	10	2017 DISTRIBUTE SAFETY	Safety
2	935	\$	2.09	10	2017 DISTRIBUTE WC INSURANCE	Employee Benefit - Work Comp Insurance
2	935	\$	3.57	10	2017 DISTRIBUTE VACATION	Employee Benefit - Vacation
2	930.42	\$	7.93	2	2017 POLICY REVIEW ME ROHLEDER S 020617	Board Member Per Diem & Mileage
2	935	\$	6.44	10	2017 DISTRIBUTE SAFETY	Safety
2	935	\$	1.11	10	2017 DISTRIBUTE WC INSURANCE	Employee Benefit - Work Comp Insurance
2	935.1	\$	97.94	10	2017 DISTRIBUTE VACATION	Employee Benefit - Vacation
2	935.1	\$	122.00	10	2017 DISTRIBUTE SAFETY	Safety
2	930.42	\$	114.00	2	2017 POLICY REVIEW ME ROHLEDER S 020617	Board Member Per Diem & Mileage
2	930.42	\$	6.85	2	2017 POLICY REVIEW ME ROHLEDER S 020617	Board Member Per Diem & Mileage
2	930.42	\$	66.00	2	2017 POLICY REVIEW ME ROHLEDER S 020617	Board Member Per Diem & Mileage
2	930.42	\$	3.96	2	2017 POLICY REVIEW ME ROHLEDER S 020617	Board Member Per Diem & Mileage
2	930.42	\$	132.00	4	2017 POLICY REVIEW ME ROHLEDER S 033017	Board Member Per Diem & Mileage
2	930.42	\$	6.83	4	2017 POLICY REVIEW ME ROHLEDER S 033017	Board Member Per Diem & Mileage
2	930.42	\$	114.00	4	2017 POLICY REVIEW ME ROHLEDER S 033017	Board Member Per Diem & Mileage
2	930.42	\$	5.90	4	2017 POLICY REVIEW ME ROHLEDER S 033017	Board Member Per Diem & Mileage
2	930.42	\$	66.00	4	2017 POLICY REVIEW ME ROHLEDER S 033017	Board Member Per Diem & Mileage
2	930.42	\$	3.41	4	2017 POLICY REVIEW ME ROHLEDER S 033017	Board Member Per Diem & Mileage
2	930.42	\$	132.00	2	2017 POLICY REVIEW ME WEINHOLD D 020617	Board Member Per Diem & Mileage
2	935.1	\$	2.05	10	2017 TRANSPORTATION CLEARING 184.300	Travel
2	935.1	\$	30.29	10	2017 DISTRIBUTE WC INSURANCE	Employee Benefit - Work Comp Insurance
2	935.1	\$	83.43	10	2017 DISTRIBUTE VACATION	Employee Benefit - Vacation
2	935.1	\$	150.54	10	2017 DISTRIBUTE SAFETY	Safety
2	930.42	\$	26.18	2	2017 POLICY REVIEW ME WEINHOLD D 020617	Board Member Per Diem & Mileage
2	930.42	\$	114.00	2	2017 POLICY REVIEW ME WEINHOLD D 020617	Board Member Per Diem & Mileage
2	930.42	\$	22.61	2	2017 POLICY REVIEW ME WEINHOLD D 020617	Board Member Per Diem & Mileage
2	930.42	\$	66.00	2	2017 POLICY REVIEW ME WEINHOLD D 020617	Board Member Per Diem & Mileage
2	930.42	\$	13.09	2	2017 POLICY REVIEW ME WEINHOLD D 020617	Board Member Per Diem & Mileage
2	930.42	\$	132.00	4	2017 POLICY REVIEW ME WEINHOLD D 033017	Board Member Per Diem & Mileage
2	930.42	\$	23.54	4	2017 POLICY REVIEW ME WEINHOLD D 033017	Board Member Per Diem & Mileage
2	930.42	\$	114.00	4	2017 POLICY REVIEW ME WEINHOLD D 033017	Board Member Per Diem & Mileage
2	930.42	\$	20.33	4	2017 POLICY REVIEW ME WEINHOLD D 033017	Board Member Per Diem & Mileage
2	930.42	\$	66.00	4	2017 POLICY REVIEW ME WEINHOLD D 033017	Board Member Per Diem & Mileage
2	930.42	\$	11.77	4	2017 POLICY REVIEW ME WEINHOLD D 033017	Board Member Per Diem & Mileage
2	935.1	\$	1.77	10	2017 TRANSPORTATION CLEARING 184.300	Travel
2	935.1	\$	25.81	10	2017 DISTRIBUTE WC INSURANCE	Employee Benefit - Work Comp Insurance
2	935.1	\$	48.61	10	2017 DISTRIBUTE VACATION	Employee Benefit - Vacation
2	935.1	\$	87.63	10	2017 DISTRIBUTE SAFETY	Safety
2	930.42	\$	8.01	5	2017 POLICY REVIEW MT FIRST NATI 04/17 DARRIN	Board Member Per Diem & Mileage
2	930.42	\$	6.92	5	2017 POLICY REVIEW MT FIRST NATI 04/17 DARRIN	Board Member Per Diem & Mileage
2	930.42	\$	4.00	5	2017 POLICY REVIEW MT FIRST NATI 04/17 DARRIN	Board Member Per Diem & Mileage
2	935.3	\$	62.86	2	2017 POPPETS-RETURNED PRODUCTIVI I180768	Small Tools / Supplies
2	935.3	\$	(62.86)	2	2017 POPPETS-RETURNED PRODUCTIVI I180798	Small Tools / Supplies
2	921	\$	660.00	1	2017 POSTAGE NEOFUNDS B 010617	Mailing Expenses
2	921	\$	570.00	1	2017 POSTAGE NEOFUNDS B 010617	Mailing Expenses
2	921	\$	330.00	1	2017 POSTAGE NEOFUNDS B 010617	Mailing Expenses
2	921	\$	631.75	3	2017 POSTAGE NEOFUNDS B 022117	Mailing Expenses
2	921	\$	545.60	3	2017 POSTAGE NEOFUNDS B 022117	Mailing Expenses
2	921	\$	315.87	3	2017 POSTAGE NEOFUNDS B 022117	Mailing Expenses
2	921	\$	631.84	5	2017 POSTAGE NEOFUNDS B 041317	Mailing Expenses
2	935.1	\$	1.02	10	2017 TRANSPORTATION CLEARING 184.300	Travel
2	935.1	\$	15.04	10	2017 DISTRIBUTE WC INSURANCE	Employee Benefit - Work Comp Insurance
2	921	\$	545.68	5	2017 POSTAGE NEOFUNDS B 041317	Mailing Expenses
2	921	\$	315.92	5	2017 POSTAGE NEOFUNDS B 041317	Mailing Expenses
2	921	\$	631.84	6	2017 POSTAGE NEOFUNDS B 060617	Mailing Expenses
2	921	\$	545.68	6	2017 POSTAGE NEOFUNDS B 060617	Mailing Expenses
2	921	\$	315.92	6	2017 POSTAGE NEOFUNDS B 060617	Mailing Expenses
2	921	\$	660.00	7	2017 POSTAGE NEOFUNDS B 070717	Mailing Expenses
2	921	\$	570.00	7	2017 POSTAGE NEOFUNDS B 070717	Mailing Expenses
2	921	\$	330.00	7	2017 POSTAGE NEOFUNDS B 070717	Mailing Expenses
2	921	\$	660.00	9	2017 POSTAGE NEOFUNDS B 090117	Mailing Expenses
2	921	\$	570.00	9	2017 POSTAGE NEOFUNDS B 090117	Mailing Expenses
2	921	\$	330.00	9	2017 POSTAGE NEOFUNDS B 090117	Mailing Expenses
2	921	\$	664.40	10	2017 POSTAGE NEOFUNDS B 100217	Mailing Expenses
2	935.3	\$	82.45	10	2017 DISTRIBUTE VACATION	Employee Benefit - Vacation
2	921	\$	573.80	10	2017 POSTAGE NEOFUNDS B 100217	Mailing Expenses
2	921	\$	332.20	10	2017 POSTAGE NEOFUNDS B 100217	Mailing Expenses
2	921	\$	664.40	11	2017 POSTAGE NEOFUNDS B 110317	Mailing Expenses
2	921	\$	664.40	11	2017 POSTAGE NEOFUNDS B 110317	Mailing Expenses
2	935.3	\$	102.71	10	2017 DISTRIBUTE SAFETY	Safety
2	935.3	\$	230.05	10	2017 TRANSPORTATION CLEARING 184.100	Travel
2	935.3	\$	1,155.59	10	2017 TRANSPORTATION CLEARING 184.200	Travel
2	935.3	\$	25.50	10	2017 DISTRIBUTE WC INSURANCE	Employee Benefit - Work Comp Insurance
2	921	\$	573.80	11	2017 POSTAGE NEOFUNDS B 110317	Mailing Expenses
2	935.3	\$	13.93	10	2017 DISTRIBUTE VACATION	Employee Benefit - Vacation
2	921	\$	573.80	11	2017 POSTAGE NEOFUNDS B 110317	Mailing Expenses
2	921	\$	332.20	11	2017 POSTAGE NEOFUNDS B 110317	Mailing Expenses
2	921	\$	332.20	11	2017 POSTAGE NEOFUNDS B 110317	Mailing Expenses

2	935.3	\$	25.14	10	2017 DISTRIBUTE SAFETY	Safety
2	935.3	\$	4.31	10	2017 DISTRIBUTE WC INSURANCE	Employee Benefit - Work Comp Insurance
2	921	\$	521.57	5	2017 POSTAGE MACHINE MAILFINANC N6530160	Mailing Expenses
2	935.3	\$	183.51	10	2017 DISTRIBUTE VACATION	Employee Benefit - Vacation
2	921	\$	450.44	5	2017 POSTAGE MACHINE MAILFINANC N6530160	Mailing Expenses
2	921	\$	260.78	5	2017 POSTAGE MACHINE MAILFINANC N6530160	Mailing Expenses
2	935.3	\$	330.78	10	2017 DISTRIBUTE SAFETY	Safety
2	935.3	\$	56.76	10	2017 DISTRIBUTE WC INSURANCE	Employee Benefit - Work Comp Insurance
2	920	\$	603.20	11	2017 DISTRIBUTE VACATION	Employee Benefit - Vacation
2	920	\$	548.52	11	2017 DISTRIBUTE SAFETY	Safety
2	920	\$	954.03	11	2017 DISTRIBUTE WC INSURANCE	Employee Benefit - Work Comp Insurance
2	920	\$	535.38	11	2017 DISTRIBUTE VACATION	Employee Benefit - Vacation
2	920	\$	446.82	11	2017 DISTRIBUTE SAFETY	Safety
2	920	\$	846.77	11	2017 DISTRIBUTE WC INSURANCE	Employee Benefit - Work Comp Insurance
2	920	\$	309.51	11	2017 DISTRIBUTE VACATION	Employee Benefit - Vacation
2	920	\$	412.22	11	2017 DISTRIBUTE SAFETY	Safety
2	920	\$	489.53	11	2017 DISTRIBUTE WC INSURANCE	Employee Benefit - Work Comp Insurance
2	921	\$	521.57	8	2017 POSTAGE MACHINE- MAILFINANC N16122690	Mailing Expenses
2	921	\$	450.44	8	2017 POSTAGE MACHINE- MAILFINANC N16122690	Mailing Expenses
2	921	\$	260.78	8	2017 POSTAGE MACHINE- MAILFINANC N16122690	Mailing Expenses
2	921	\$	521.57	2	2017 POSTAGE MACHINE- MAILFINANC N6376701	Mailing Expenses
2	921	\$	450.44	2	2017 POSTAGE MACHINE- MAILFINANC N6376701	Mailing Expenses
2	921	\$	260.78	2	2017 POSTAGE MACHINE- MAILFINANC N6376701	Mailing Expenses
2	921	\$	521.57	11	2017 POSTAGE MACHINE- MAILFINANC N6836734	Mailing Expenses
2	921	\$	521.57	11	2017 POSTAGE MACHINE- MAILFINANC N6836734	Mailing Expenses
2	921	\$	450.44	11	2017 POSTAGE MACHINE- MAILFINANC N6836734	Mailing Expenses
2	921	\$	450.44	11	2017 POSTAGE MACHINE- MAILFINANC N6836734	Mailing Expenses
2	921	\$	260.78	11	2017 POSTAGE MACHINE- MAILFINANC N6836734	Mailing Expenses
2	921	\$	260.78	11	2017 POSTAGE MACHINE- MAILFINANC N6836734	Mailing Expenses
2	921	\$	10.34	11	2017 POST-IT DISPENSE TRI-CENTRA B361377	Office Supplies / Equipment
2	921	\$	10.34	11	2017 POST-IT DISPENSE TRI-CENTRA B361377	Office Supplies / Equipment
2	921	\$	8.93	11	2017 POST-IT DISPENSE TRI-CENTRA B361377	Office Supplies / Equipment
2	921	\$	8.93	11	2017 POST-IT DISPENSE TRI-CENTRA B361377	Office Supplies / Equipment
2	921	\$	5.18	11	2017 POST-IT DISPENSE TRI-CENTRA B361377	Office Supplies / Equipment
2	921	\$	5.18	11	2017 POST-IT DISPENSE TRI-CENTRA B361377	Office Supplies / Equipment
2	921	\$	19.17	4	2017 POST-IT NOTES,FL TRI-CENTRA B354234	Office Supplies / Equipment
2	921	\$	16.56	4	2017 POST-IT NOTES,FL TRI-CENTRA B354234	Office Supplies / Equipment
2	921	\$	9.59	4	2017 POST-IT NOTES,FL TRI-CENTRA B354234	Office Supplies / Equipment
2	935.3	\$	20.62	5	2017 POT HOLER SCREW, S & W SUPP 4-615922	Small Tools / Supplies
2	935.3	\$	0.70	3	2017 POT HOLER WASHER PRODUCTIVI I181108	Small Tools / Supplies
2	935.3	\$	24.55	2	2017 POTHOLDER ANTIFR S & W SUPP 4-614230	Small Tools / Supplies
2	935.2	\$	14.25	5	2017 POWER SUPPLY-ASA AMAZON CAP 0M28R64DC4Q5	Office Supplies / Equipment
2	935.2	\$	12.31	5	2017 POWER SUPPLY-ASA AMAZON CAP 0M28R64DC4Q5	Office Supplies / Equipment
2	935.2	\$	7.13	5	2017 POWER SUPPLY-ASA AMAZON CAP 0M28R64DC4Q5	Office Supplies / Equipment
2	921	\$	43.05	2	2017 PRESSBOARD COVER TRI-CENTRA B351926	Office Supplies / Equipment
2	921	\$	37.18	2	2017 PRESSBOARD COVER TRI-CENTRA B351926	Office Supplies / Equipment
2	921	\$	21.51	2	2017 PRESSBOARD COVER TRI-CENTRA B351926	Office Supplies / Equipment
2	935.3	\$	28.86	4	2017 PRESSURE WASHER FIRST NATI 03/17 #202	Small Tools / Supplies
2	921	\$	95.92	5	2017 PRINT CARTRIDGE TRI-CENTRA B355136	Office Supplies / Equipment
2	921	\$	82.84	5	2017 PRINT CARTRIDGE TRI-CENTRA B355136	Office Supplies / Equipment
2	921	\$	47.95	5	2017 PRINT CARTRIDGE TRI-CENTRA B355136	Office Supplies / Equipment
2	921	\$	298.39	3	2017 PRINTER INK,PAPE ROBSON KEN 144819	Office Supplies / Equipment
2	921	\$	95.68	12	2017 PRINTER TONER DAFFRON & 2432	Office Supplies / Equipment
2	921	\$	82.63	12	2017 PRINTER TONER DAFFRON & 2432	Office Supplies / Equipment
2	921	\$	47.84	12	2017 PRINTER TONER DAFFRON & 2432	Office Supplies / Equipment
2	935.1	\$	87.05	2	2017 PRINTER TONER IN FIRST NATI 01/17 NEIL	Office Supplies / Equipment
2	935.1	\$	75.18	2	2017 PRINTER TONER IN FIRST NATI 01/17 NEIL	Office Supplies / Equipment
2	935.1	\$	43.52	2	2017 PRINTER TONER IN FIRST NATI 01/17 NEIL	Office Supplies / Equipment
2	935.1	\$	46.52	6	2017 PRINTER TONER IN IT1 SOURCE 587418	Office Supplies / Equipment
2	935.1	\$	40.18	6	2017 PRINTER TONER IN IT1 SOURCE 587418	Office Supplies / Equipment
2	935.1	\$	23.26	6	2017 PRINTER TONER IN IT1 SOURCE 587418	Office Supplies / Equipment
2	935.1	\$	89.93	9	2017 PRINTER TONER IN IT1 SOURCE 602918	Office Supplies / Equipment
2	935.1	\$	77.66	9	2017 PRINTER TONER IN IT1 SOURCE 602918	Office Supplies / Equipment
2	935.1	\$	44.96	9	2017 PRINTER TONER IN IT1 SOURCE 602918	Office Supplies / Equipment
2	921	\$	31.95	11	2017 PRINTING 2000 EN WESTERN KA 55035	Office Supplies / Equipment
2	921	\$	31.95	11	2017 PRINTING 2000 EN WESTERN KA 55035	Office Supplies / Equipment
2	921	\$	27.60	11	2017 PRINTING 2000 EN WESTERN KA 55035	Office Supplies / Equipment
2	921	\$	27.60	11	2017 PRINTING 2000 EN WESTERN KA 55035	Office Supplies / Equipment
2	921	\$	15.97	11	2017 PRINTING 2000 EN WESTERN KA 55035	Office Supplies / Equipment
2	921	\$	15.97	11	2017 PRINTING 2000 EN WESTERN KA 55035	Office Supplies / Equipment
2	930.1	\$	179.95	7	2017 PROGRESS EDITION ELLSWORTH 062917	Advertising
2	921	\$	1.58	5	2017 PRONG FASTENERS TRI-CENTRA B355308	Office Supplies / Equipment
2	921	\$	1.36	5	2017 PRONG FASTENERS TRI-CENTRA B355308	Office Supplies / Equipment
2	921	\$	0.79	5	2017 PRONG FASTENERS TRI-CENTRA B355308	Office Supplies / Equipment
2	921	\$	3,103.11	9	2017 CR CARD PROC FEE-EFT ACH DIRECT	Banking Fees
2	921	\$	3.53	7	2017 PRONG FASTENERS TRI-CENTRA B358281	Office Supplies / Equipment
2	921	\$	2,679.96	9	2017 CR CARD PROC FEE-EFT ACH DIRECT	Banking Fees
2	921	\$	1,119.85	11	2017 DISTRIBUTE PREPAID MAINTENANCE	Software
2	921	\$	243.13	11	2017 DISTRIBUTE PREPAID OFFICE SUPPLIES	Software
2	921	\$	937.83	11	2017 DISTRIBUTE PREPAID ST MAINTENANCE	Software
2	921	\$	3.05	7	2017 PRONG FASTENERS TRI-CENTRA B358281	Office Supplies / Equipment
2	921	\$	1.76	7	2017 PRONG FASTENERS TRI-CENTRA B358281	Office Supplies / Equipment
2	921	\$	46.53	6	2017 PRTO2 TONER CART IT1 SOURCE 579883-IN	Office Supplies / Equipment
2	921	\$	40.18	6	2017 PRTO2 TONER CART IT1 SOURCE 579883-IN	Office Supplies / Equipment
2	921	\$	23.26	6	2017 PRTO2 TONER CART IT1 SOURCE 579883-IN	Office Supplies / Equipment
2	930.1	\$	1,402.15	6	2017 PUBLISH CITY OF RUSSELL CO 061517	Required Public Notices
2	930.1	\$	33.40	1	2017 PUBLISH DORRANCE RUSSELL CO 011917	Required Public Notices

2	935.3	\$	0.38	6	2017 PVC PIPE NEMNICH TR B93657	Small Tools / Supplies
2	926	\$	185.89	11	2017 Q3 2017 WELLNESS FIRST NATI 10/17 STACEY	Employee Benefit - Wellness Program
2	926	\$	185.89	11	2017 Q3 2017 WELLNESS FIRST NATI 10/17 STACEY	Employee Benefit - Wellness Program
2	926	\$	160.54	11	2017 Q3 2017 WELLNESS FIRST NATI 10/17 STACEY	Employee Benefit - Wellness Program
2	926	\$	160.54	11	2017 Q3 2017 WELLNESS FIRST NATI 10/17 STACEY	Employee Benefit - Wellness Program
2	926	\$	92.94	11	2017 Q3 2017 WELLNESS FIRST NATI 10/17 STACEY	Employee Benefit - Wellness Program
2	926	\$	92.94	11	2017 Q3 2017 WELLNESS FIRST NATI 10/17 STACEY	Employee Benefit - Wellness Program
2	926	\$	6.60	12	2017 Q4 WELLNESS GIFT FIRST NATI 12/17 STACEY	Employee Benefit - Wellness Program
2	926	\$	5.70	12	2017 Q4 WELLNESS GIFT FIRST NATI 12/17 STACEY	Employee Benefit - Wellness Program
2	926	\$	3.30	12	2017 Q4 WELLNESS GIFT FIRST NATI 12/17 STACEY	Employee Benefit - Wellness Program
2	926	\$	192.49	8	2017 QRT 2 WELLNESS R FIRST NATI 07/17 STACEY	Employee Benefit - Wellness Program
2	926	\$	166.24	8	2017 QRT 2 WELLNESS R FIRST NATI 07/17 STACEY	Employee Benefit - Wellness Program
2	926	\$	96.24	8	2017 QRT 2 WELLNESS R FIRST NATI 07/17 STACEY	Employee Benefit - Wellness Program
2	935.3	\$	75.17	4	2017 QUICK CONN,NOZL CARMICHEAL A113957	Small Tools / Supplies
2	935.3	\$	18.96	9	2017 QUICK COUPLER,NO S & W SUPP 4-620160	Small Tools / Supplies
2	935.2	\$	237.16	8	2017 RAMMOUNT HARDWAR IT1 SOURCE 584341-IN	Small Tools / Supplies
2	925	\$	61.22	12	2017 RANDOM DRUG & AL COMPLIANCE 237317	Safety
2	925	\$	52.87	12	2017 RANDOM DRUG & AL COMPLIANCE 237317	Safety
2	925	\$	30.60	12	2017 RANDOM DRUG & AL COMPLIANCE 237317	Safety
2	925	\$	61.22	1	2017 RANDOM DRUG & AL TMHC SERVI 226412	Safety
2	925	\$	52.87	1	2017 RANDOM DRUG & AL TMHC SERVI 226412	Safety
2	925	\$	30.60	1	2017 RANDOM DRUG & AL TMHC SERVI 226412	Safety
2	925	\$	61.22	2	2017 RANDOM DRUG & AL TMHC SERVI 227511	Safety
2	925	\$	52.87	2	2017 RANDOM DRUG & AL TMHC SERVI 227511	Safety
2	925	\$	30.60	2	2017 RANDOM DRUG & AL TMHC SERVI 227511	Safety
2	925	\$	61.22	3	2017 RANDOM DRUG & AL TMHC SERVI 228602	Safety
2	925	\$	52.87	3	2017 RANDOM DRUG & AL TMHC SERVI 228602	Safety
2	925	\$	30.60	3	2017 RANDOM DRUG & AL TMHC SERVI 228602	Safety
2	925	\$	61.22	4	2017 RANDOM DRUG & AL TMHC SERVI 229702	Safety
2	925	\$	52.87	4	2017 RANDOM DRUG & AL TMHC SERVI 229702	Safety
2	925	\$	30.60	4	2017 RANDOM DRUG & AL TMHC SERVI 229702	Safety
2	925	\$	64.68	6	2017 RANDOM DRUG & AL TMHC SERVI 230329	Safety
2	925	\$	55.86	6	2017 RANDOM DRUG & AL TMHC SERVI 230329	Safety
2	925	\$	32.34	6	2017 RANDOM DRUG & AL TMHC SERVI 230329	Safety
2	925	\$	61.22	5	2017 RANDOM DRUG & AL TMHC SERVI 230786	Safety
2	925	\$	52.87	5	2017 RANDOM DRUG & AL TMHC SERVI 230786	Safety
2	925	\$	30.60	5	2017 RANDOM DRUG & AL TMHC SERVI 230786	Safety
2	925	\$	64.68	7	2017 RANDOM DRUG & AL TMHC SERVI 231867	Safety
2	925	\$	55.86	7	2017 RANDOM DRUG & AL TMHC SERVI 231867	Safety
2	925	\$	32.34	7	2017 RANDOM DRUG & AL TMHC SERVI 231867	Safety
2	925	\$	62.37	8	2017 RANDOM DRUG & AL TMHC SERVI 232435	Safety
2	925	\$	53.87	8	2017 RANDOM DRUG & AL TMHC SERVI 232435	Safety
2	925	\$	31.18	8	2017 RANDOM DRUG & AL TMHC SERVI 232435	Safety
2	925	\$	62.37	9	2017 RANDOM DRUG & AL TMHC SERVI 233838	Safety
2	925	\$	53.87	9	2017 RANDOM DRUG & AL TMHC SERVI 233838	Safety
2	925	\$	31.18	9	2017 RANDOM DRUG & AL TMHC SERVI 233838	Safety
2	925	\$	61.22	10	2017 RANDOM DRUG & AL TMHC SERVI 235281	Safety
2	925	\$	52.87	10	2017 RANDOM DRUG & AL TMHC SERVI 235281	Safety
2	925	\$	30.60	10	2017 RANDOM DRUG & AL TMHC SERVI 235281	Safety
2	925	\$	61.22	11	2017 RANDOM DRUG & AL TMHC SERVI 235847	Safety
2	925	\$	61.22	11	2017 RANDOM DRUG & AL TMHC SERVI 235847	Safety
2	925	\$	52.87	11	2017 RANDOM DRUG & AL TMHC SERVI 235847	Safety
2	925	\$	52.87	11	2017 RANDOM DRUG & AL TMHC SERVI 235847	Safety
2	925	\$	30.60	11	2017 RANDOM DRUG & AL TMHC SERVI 235847	Safety
2	925	\$	30.60	11	2017 RANDOM DRUG & AL TMHC SERVI 235847	Safety
2	930.1	\$	150.00	6	2017 REBUILD MERRY-GO DORANCE FO 061617	Donation / Sponsorship
2	930.4	\$	81.50	7	2017 REC MANAGER MTG- FIRST NATI 06/17 DARRIN	Travel
2	930.4	\$	70.38	7	2017 REC MANAGER MTG- FIRST NATI 06/17 DARRIN	Travel
2	930.4	\$	40.75	7	2017 REC MANAGER MTG- FIRST NATI 06/17 DARRIN	Travel
2	921	\$	(67.78)	7	2017 RECCARD RETURN CHECK ERROR	Banking Fees
2	935.3	\$	522.51	5	2017 RECHARGEABLE BAT FIRST NATI 04/17 MARK	Small Tools / Supplies
2	935.3	\$	34.86	8	2017 RECIPRO BLADES,C CARMICHEAL B94100	Small Tools / Supplies
2	935.3	\$	123.69	7	2017 RECP BLADE,BATTE FIRST NATI 06/17 GENE	Small Tools / Supplies
2	921	\$	3.79	3	2017 RED PENS TRI-CENTRA B354037	Office Supplies / Equipment
2	921	\$	3.27	3	2017 RED PENS TRI-CENTRA B354037	Office Supplies / Equipment
2	921	\$	1.89	3	2017 RED PENS TRI-CENTRA B354037	Office Supplies / Equipment
2	921	\$	1,551.56	9	2017 CR CARD PROC FEE-EFT ACH DIRECT	Banking Fees
2	921	\$	24.91	4	2017 REMOVABLE ADHESI TRI-CENTRA B354369	Office Supplies / Equipment
2	921	\$	2,558.83	10	2017 CR CARD PROC FEE-EFT ACH DIRECT	Banking Fees
2	921	\$	986.54	11	2017 DISTRIBUTE PREPAID MAINTENANCE	Software
2	921	\$	214.19	11	2017 DISTRIBUTE PREPAID OFFICE SUPPLIES	Software
2	921	\$	826.18	11	2017 DISTRIBUTE PREPAID ST MAINTENANCE	Software
2	921	\$	21.51	4	2017 REMOVABLE ADHESI TRI-CENTRA B354369	Office Supplies / Equipment
2	921	\$	12.46	4	2017 REMOVABLE ADHESI TRI-CENTRA B354369	Office Supplies / Equipment
2	921	\$	13.06	10	2017 REPLACE CYLINDER TRI-CENTRA B360650	Office Supplies / Equipment
2	921	\$	11.28	10	2017 REPLACE CYLINDER TRI-CENTRA B360650	Office Supplies / Equipment
2	921	\$	6.54	10	2017 REPLACE CYLINDER TRI-CENTRA B360650	Office Supplies / Equipment
2	921	\$	25.97	12	2017 ROUTERS VERIZON WI 9797118295	Office Supplies / Equipment
2	921	\$	(25.97)	12	2017 ROUTERS VERIZON WI 9797118295	Office Supplies / Equipment
2	921	\$	62.44	12	2017 ROUTERS VERIZON WI 9797118295	Office Supplies / Equipment
2	921	\$	(62.44)	12	2017 ROUTERS VERIZON WI 9797118295	Office Supplies / Equipment
2	921	\$	52.99	12	2017 ROUTERS VERIZON WI 9797118295	Office Supplies / Equipment
2	921	\$	(52.99)	12	2017 ROUTERS VERIZON WI 9797118295	Office Supplies / Equipment
2	921	\$	4.44	7	2017 RUBBERBANDS,WET/ TRI-CENTRA B357472	Office Supplies / Equipment
2	921	\$	3.84	7	2017 RUBBERBANDS,WET/ TRI-CENTRA B357472	Office Supplies / Equipment
2	921	\$	2.22	7	2017 RUBBERBANDS,WET/ TRI-CENTRA B357472	Office Supplies / Equipment
2	921	\$	216.00	9	2017 SAVIN 8025 MAINT TRI-CENTRA B359567	Office Supplies / Equipment

2	921	\$ 186.55	9	2017 SAVIN 8025 MAINT TRI-CENTRA B359567	Office Supplies / Equipment
2	921	\$ 108.00	9	2017 SAVIN 8025 MAINT TRI-CENTRA B359567	Office Supplies / Equipment
2	921	\$ 89.53	1	2017 SAVIN C2525 MONT TRI-CENTRA B351074	Office Supplies / Equipment
2	921	\$ 77.32	1	2017 SAVIN C2525 MONT TRI-CENTRA B351074	Office Supplies / Equipment
2	921	\$ 44.76	1	2017 SAVIN C2525 MONT TRI-CENTRA B351074	Office Supplies / Equipment
2	921	\$ 22.90	2	2017 SAVIN C2525 MONT TRI-CENTRA B352314	Office Supplies / Equipment
2	921	\$ 19.77	2	2017 SAVIN C2525 MONT TRI-CENTRA B352314	Office Supplies / Equipment
2	921	\$ 11.45	2	2017 SAVIN C2525 MONT TRI-CENTRA B352314	Office Supplies / Equipment
2	921	\$ 56.60	3	2017 SAVIN C2525 MONT TRI-CENTRA B353437	Office Supplies / Equipment
2	921	\$ 48.88	3	2017 SAVIN C2525 MONT TRI-CENTRA B353437	Office Supplies / Equipment
2	921	\$ 28.30	3	2017 SAVIN C2525 MONT TRI-CENTRA B353437	Office Supplies / Equipment
2	921	\$ 61.40	5	2017 SAVIN C2525 MONT TRI-CENTRA B354540	Office Supplies / Equipment
2	921	\$ 53.03	5	2017 SAVIN C2525 MONT TRI-CENTRA B354540	Office Supplies / Equipment
2	921	\$ 30.70	5	2017 SAVIN C2525 MONT TRI-CENTRA B354540	Office Supplies / Equipment
2	921	\$ 28.62	5	2017 SAVIN C2525 MONT TRI-CENTRA B355532	Office Supplies / Equipment
2	921	\$ 24.72	5	2017 SAVIN C2525 MONT TRI-CENTRA B355532	Office Supplies / Equipment
2	921	\$ 14.30	5	2017 SAVIN C2525 MONT TRI-CENTRA B355532	Office Supplies / Equipment
2	921	\$ 39.55	6	2017 SAVIN C2525 MONT TRI-CENTRA B356604	Office Supplies / Equipment
2	921	\$ 34.15	6	2017 SAVIN C2525 MONT TRI-CENTRA B356604	Office Supplies / Equipment
2	921	\$ 19.78	6	2017 SAVIN C2525 MONT TRI-CENTRA B356604	Office Supplies / Equipment
2	921	\$ 17.03	7	2017 SAVIN C2525 MONT TRI-CENTRA B357665	Office Supplies / Equipment
2	921	\$ 14.71	7	2017 SAVIN C2525 MONT TRI-CENTRA B357665	Office Supplies / Equipment
2	921	\$ 8.51	7	2017 SAVIN C2525 MONT TRI-CENTRA B357665	Office Supplies / Equipment
2	921	\$ 38.49	8	2017 SAVIN C2525 MONT TRI-CENTRA B358650	Office Supplies / Equipment
2	921	\$ 33.24	8	2017 SAVIN C2525 MONT TRI-CENTRA B358650	Office Supplies / Equipment
2	921	\$ 19.25	8	2017 SAVIN C2525 MONT TRI-CENTRA B358650	Office Supplies / Equipment
2	921	\$ 32.14	9	2017 SAVIN C2525 MONT TRI-CENTRA B359793	Office Supplies / Equipment
2	921	\$ 27.75	9	2017 SAVIN C2525 MONT TRI-CENTRA B359793	Office Supplies / Equipment
2	921	\$ 16.07	9	2017 SAVIN C2525 MONT TRI-CENTRA B359793	Office Supplies / Equipment
2	921	\$ 23.21	10	2017 SAVIN C2525 MONT TRI-CENTRA B360775	Office Supplies / Equipment
2	921	\$ 20.04	10	2017 SAVIN C2525 MONT TRI-CENTRA B360775	Office Supplies / Equipment
2	921	\$ 11.60	10	2017 SAVIN C2525 MONT TRI-CENTRA B360775	Office Supplies / Equipment
2	921	\$ 32.42	11	2017 SAVIN C2525 MONT TRI-CENTRA B361871	Office Supplies / Equipment
2	921	\$ 32.42	11	2017 SAVIN C2525 MONT TRI-CENTRA B361871	Office Supplies / Equipment
2	921	\$ 28.00	11	2017 SAVIN C2525 MONT TRI-CENTRA B361871	Office Supplies / Equipment
2	921	\$ 28.00	11	2017 SAVIN C2525 MONT TRI-CENTRA B361871	Office Supplies / Equipment
2	921	\$ 16.20	11	2017 SAVIN C2525 MONT TRI-CENTRA B361871	Office Supplies / Equipment
2	921	\$ 16.20	11	2017 SAVIN C2525 MONT TRI-CENTRA B361871	Office Supplies / Equipment
2	921	\$ 17.86	12	2017 SAVIN C2525 MONT TRI-CENTRA B362923	Office Supplies / Equipment
2	921	\$ 15.42	12	2017 SAVIN C2525 MONT TRI-CENTRA B362923	Office Supplies / Equipment
2	921	\$ 8.93	12	2017 SAVIN C2525 MONT TRI-CENTRA B362923	Office Supplies / Equipment
2	921	\$ 5.44	11	2017 SCISSORS CARMICHEAL B95565	Office Supplies / Equipment
2	921	\$ 2,209.90	10	2017 CR CARD PROC FEE-EFT ACH DIRECT	Banking Fees
2	921	\$ 566.02	10	2017 SEP DISPATCH SER COOPERATIV 103305	Utilities / Telephone
2	921	\$ 1,279.42	10	2017 CR CARD PROC FEE-EFT ACH DIRECT	Banking Fees
2	921	\$ 559.93	11	2017 DISTRIBUTE PREPAID MAINTENANCE	Software
2	921	\$ 121.57	11	2017 DISTRIBUTE PREPAID OFFICE SUPPLIES	Software
2	921	\$ 468.91	11	2017 DISTRIBUTE PREPAID ST MAINTENANCE	Software
2	921	\$ 488.83	10	2017 SEP DISPATCH SER COOPERATIV 103305	Utilities / Telephone
2	921	\$ 283.01	10	2017 SEP DISPATCH SER COOPERATIV 103305	Utilities / Telephone
2	921	\$ 64.68	11	2017 SEPT TEXT MESSAG DAFFRON & 2209	Utilities / Telephone
2	921	\$ 64.68	11	2017 SEPT TEXT MESSAG DAFFRON & 2209	Utilities / Telephone
2	921	\$ 55.86	11	2017 SEPT TEXT MESSAG DAFFRON & 2209	Utilities / Telephone
2	921	\$ 55.86	11	2017 SEPT TEXT MESSAG DAFFRON & 2209	Utilities / Telephone
2	921	\$ 32.35	11	2017 SEPT TEXT MESSAG DAFFRON & 2209	Utilities / Telephone
2	921	\$ 32.35	11	2017 SEPT TEXT MESSAG DAFFRON & 2209	Utilities / Telephone
2	921	\$ 2.29	10	2017 SHARPIES TRI-CENTRA B360854	Office Supplies / Equipment
2	925	\$ (1,734.69)	11	2017 DISTRIBUTE SAFETY	Safety
2	921	\$ 1.98	10	2017 SHARPIES TRI-CENTRA B360854	Office Supplies / Equipment
2	921	\$ 1.14	10	2017 SHARPIES TRI-CENTRA B360854	Office Supplies / Equipment
2	921	\$ 10.90	6	2017 SHARPIES,POST-IT TRI-CENTRA B356355	Office Supplies / Equipment
2	921	\$ 9.42	6	2017 SHARPIES,POST-IT TRI-CENTRA B356355	Office Supplies / Equipment
2	921	\$ 5.45	6	2017 SHARPIES,POST-IT TRI-CENTRA B356355	Office Supplies / Equipment
2	921	\$ 98.13	1	2017 SHREDDER,MECHANI TRI-CENTRA B351281	Office Supplies / Equipment
2	921	\$ 5.94	11	2017 STAPLER TRI-CENTRA B361841	Office Supplies / Equipment
2	921	\$ 5.94	11	2017 STAPLER TRI-CENTRA B361841	Office Supplies / Equipment
2	921	\$ 5.13	11	2017 STAPLER TRI-CENTRA B361841	Office Supplies / Equipment
2	921	\$ 5.13	11	2017 STAPLER TRI-CENTRA B361841	Office Supplies / Equipment
2	921	\$ 2.96	11	2017 STAPLER TRI-CENTRA B361841	Office Supplies / Equipment
2	921	\$ 2.96	11	2017 STAPLER TRI-CENTRA B361841	Office Supplies / Equipment
2	921	\$ 2.63	6	2017 STAPLES TRI-CENTRA B356455	Office Supplies / Equipment
2	921	\$ 2.27	6	2017 STAPLES TRI-CENTRA B356455	Office Supplies / Equipment
2	921	\$ 1.31	6	2017 STAPLES TRI-CENTRA B356455	Office Supplies / Equipment
2	921	\$ 73.24	7	2017 STENO BKS,BINDER TRI-CENTRA B358088	Office Supplies / Equipment
2	921	\$ 63.25	7	2017 STENO BKS,BINDER TRI-CENTRA B358088	Office Supplies / Equipment
2	921	\$ 36.63	7	2017 STENO BKS,BINDER TRI-CENTRA B358088	Office Supplies / Equipment
2	925	\$ (1,278.37)	11	2017 DISTRIBUTE SAFETY	Safety
2	921	\$ 6.47	1	2017 SUE ROHLEDER PIC LEANN'S PH 011017	Board Member Photos
2	921	\$ 5.59	1	2017 SUE ROHLEDER PIC LEANN'S PH 011017	Board Member Photos
2	921	\$ 3.24	1	2017 SUE ROHLEDER PIC LEANN'S PH 011017	Board Member Photos
2	925	\$ (700.06)	11	2017 DISTRIBUTE SAFETY	Safety
2	925	\$ (287.56)	11	2017 DISTRIBUTE SAFETY	Safety
2	925	\$ 246.62	11	2017 TRANSPORTATION CLEARING 184.100	Travel
2	925	\$ (1,241.68)	11	2017 DISTRIBUTE SAFETY	Safety
2	921	\$ 42.84	3	2017 SUPERIOR PRESS-CHECK PRINTING	Office Supplies / Equipment
2	921	\$ 37.00	3	2017 SUPERIOR PRESS-CHECK PRINTING	Office Supplies / Equipment
2	921	\$ 21.42	3	2017 SUPERIOR PRESS-CHECK PRINTING	Office Supplies / Equipment

2	921	\$	42.83	7	2017 SUPERIOR PRESS-CHECK PRINTING	Office Supplies / Equipment
2	921	\$	36.99	7	2017 SUPERIOR PRESS-CHECK PRINTING	Office Supplies / Equipment
2	921	\$	21.41	7	2017 SUPERIOR PRESS-CHECK PRINTING	Office Supplies / Equipment
2	921	\$	117.65	1	2017 TABS,INDEXES,TON TRI-CENTRA B351703	Office Supplies / Equipment
2	921	\$	101.61	1	2017 TABS,INDEXES,TON TRI-CENTRA B351703	Office Supplies / Equipment
2	921	\$	58.83	1	2017 TABS,INDEXES,TON TRI-CENTRA B351703	Office Supplies / Equipment
2	921	\$	25.61	4	2017 TAPE,HIGHLIGHTER TRI-CENTRA B354787	Office Supplies / Equipment
2	921	\$	22.12	4	2017 TAPE,HIGHLIGHTER TRI-CENTRA B354787	Office Supplies / Equipment
2	921	\$	12.81	4	2017 TAPE,HIGHLIGHTER TRI-CENTRA B354787	Office Supplies / Equipment
2	921	\$	61.06	8	2017 TEXT MSG SERVICE DAFFRON & 1817	Utilities / Telephone
2	921	\$	52.73	8	2017 TEXT MSG SERVICE DAFFRON & 1817	Utilities / Telephone
2	921	\$	30.53	8	2017 TEXT MSG SERVICE DAFFRON & 1817	Utilities / Telephone
2	921	\$	27.29	3	2017 TIME SHEETS WESTERN KA 53853	Office Supplies / Equipment
2	925	\$	(979.48)	11	2017 DISTRIBUTE SAFETY	Safety
2	921	\$	23.57	3	2017 TIME SHEETS WESTERN KA 53853	Office Supplies / Equipment
2	921	\$	13.64	3	2017 TIME SHEETS WESTERN KA 53853	Office Supplies / Equipment
2	921	\$	0.48	3	2017 TKT 4543 MILEAGE MALSAM STA 032317	Travel
2	925	\$	(604.60)	11	2017 DISTRIBUTE SAFETY	Safety
2	925	\$	(172.53)	11	2017 DISTRIBUTE SAFETY	Safety
2	925	\$	(2,822.11)	11	2017 DISTRIBUTE SAFETY	Safety
2	921	\$	0.41	3	2017 TKT 4543 MILEAGE MALSAM STA 032317	Travel
2	921	\$	0.23	3	2017 TKT 4543 MILEAGE MALSAM STA 032317	Travel
2	921	\$	1.16	3	2017 TKT 4545 POSTAGE MALSAM STA 032317	Mailing Expenses
2	921	\$	1.00	3	2017 TKT 4545 POSTAGE MALSAM STA 032317	Mailing Expenses
2	921	\$	0.58	3	2017 TKT 4545 POSTAGE MALSAM STA 032317	Mailing Expenses
2	921	\$	1.98	3	2017 TKT 4549 CUTTER MALSAM STA 032317	Office Supplies / Equipment
2	921	\$	1.71	3	2017 TKT 4549 CUTTER MALSAM STA 032317	Office Supplies / Equipment
2	921	\$	0.98	3	2017 TKT 4549 CUTTER MALSAM STA 032317	Office Supplies / Equipment
2	921	\$	1.57	3	2017 TKT 4551 POSTAGE MALSAM STA 032317	Mailing Expenses
2	921	\$	1.36	3	2017 TKT 4551 POSTAGE MALSAM STA 032317	Mailing Expenses
2	921	\$	0.79	3	2017 TKT 4551 POSTAGE MALSAM STA 032317	Mailing Expenses
2	921	\$	2.02	3	2017 TKT 4554 CERTIFI MALSAM STA 032317	Mailing Expenses
2	921	\$	1.74	3	2017 TKT 4554 CERTIFI MALSAM STA 032317	Mailing Expenses
2	921	\$	1.01	3	2017 TKT 4554 CERTIFI MALSAM STA 032317	Mailing Expenses
2	921	\$	1.57	3	2017 TKT 4555 POSTAGE MALSAM STA 032317	Mailing Expenses
2	921	\$	1.36	3	2017 TKT 4555 POSTAGE MALSAM STA 032317	Mailing Expenses
2	921	\$	0.79	3	2017 TKT 4555 POSTAGE MALSAM STA 032317	Mailing Expenses
2	921	\$	1.60	3	2017 TKT 4557 CERTIFI MALSAM STA 032317	Mailing Expenses
2	921	\$	1.39	3	2017 TKT 4557 CERTIFI MALSAM STA 032317	Mailing Expenses
2	925	\$	(1,673.43)	11	2017 DISTRIBUTE SAFETY	Safety
2	921	\$	0.80	3	2017 TKT 4557 CERTIFI MALSAM STA 032317	Mailing Expenses
2	921	\$	16.19	3	2017 TKT 4558 BOARD M MALSAM STA 032317	Excludable Board Expenses
2	921	\$	13.98	3	2017 TKT 4558 BOARD M MALSAM STA 032317	Excludable Board Expenses
2	925	\$	(350.03)	11	2017 DISTRIBUTE SAFETY	Safety
2	925	\$	(215.73)	11	2017 DISTRIBUTE SAFETY	Safety
2	925	\$	61.39	11	2017 TRANSPORTATION CLEARING 184.100	Travel
2	925.1	\$	599.98	11	2017 DISTRIBUTE INSURANCE - VEH & GENERAL	Insurance
2	925.1	\$	528.56	11	2017 DISTRIBUTE INSURANCE - VEH & GENERAL	Insurance
2	925.1	\$	299.99	11	2017 DISTRIBUTE INSURANCE - VEH & GENERAL	Insurance
2	921	\$	8.09	3	2017 TKT 4558 BOARD M MALSAM STA 032317	Excludable Board Expenses
2	921	\$	1.15	7	2017 TKT 4560 POSTAGE MALSAM STA 070617	Mailing Expenses
2	921	\$	1.00	7	2017 TKT 4560 POSTAGE MALSAM STA 070617	Mailing Expenses
2	921	\$	0.57	7	2017 TKT 4560 POSTAGE MALSAM STA 070617	Mailing Expenses
2	921	\$	9.90	7	2017 TKT 4562 SAM'S C MALSAM STA 070617	Excludable Board Expenses
2	921	\$	8.55	7	2017 TKT 4562 SAM'S C MALSAM STA 070617	Excludable Board Expenses
2	921	\$	4.95	7	2017 TKT 4562 SAM'S C MALSAM STA 070617	Excludable Board Expenses
2	921	\$	0.79	7	2017 TKT 4563 DRY ERA MALSAM STA 070617	Office Supplies / Equipment
2	921	\$	0.68	7	2017 TKT 4563 DRY ERA MALSAM STA 070617	Office Supplies / Equipment
2	926	\$	2,322.65	11	2017 DISTRIBUTE CO CONTRIBUTIONS 401K	Employee Benefit - 401(k) Company Match
2	926	\$	3,805.00	11	2017 DISTRIBUTE NRECA PENSION PREPAY	Employee Benefit - NRECA Pension
2	921	\$	0.40	7	2017 TKT 4563 DRY ERA MALSAM STA 070617	Office Supplies / Equipment
2	921	\$	1.13	7	2017 TKT 4564 POSTAGE MALSAM STA 070617	Mailing Expenses
2	921	\$	0.97	7	2017 TKT 4564 POSTAGE MALSAM STA 070617	Mailing Expenses
2	921	\$	0.56	7	2017 TKT 4564 POSTAGE MALSAM STA 070617	Mailing Expenses
2	921	\$	1.13	7	2017 TKT 4571 POSTAGE MALSAM STA 070617	Mailing Expenses
2	921	\$	0.97	7	2017 TKT 4571 POSTAGE MALSAM STA 070617	Mailing Expenses
2	921	\$	0.56	7	2017 TKT 4571 POSTAGE MALSAM STA 070617	Mailing Expenses
2	921	\$	1.60	7	2017 TKT 4572 POSTAGE MALSAM STA 070617	Mailing Expenses
2	921	\$	1.39	7	2017 TKT 4572 POSTAGE MALSAM STA 070617	Mailing Expenses
2	921	\$	0.80	7	2017 TKT 4572 POSTAGE MALSAM STA 070617	Mailing Expenses
2	921	\$	1.65	7	2017 TKT 4574 MILEAGE MALSAM STA 070617	Mailing Expenses
2	921	\$	1.42	7	2017 TKT 4574 MILEAGE MALSAM STA 070617	Mailing Expenses
2	921	\$	0.82	7	2017 TKT 4574 MILEAGE MALSAM STA 070617	Mailing Expenses
2	921	\$	1.13	10	2017 TKT 4576 POSTAGE MALSAM STA 100617	Mailing Expenses
2	921	\$	0.97	10	2017 TKT 4576 POSTAGE MALSAM STA 100617	Mailing Expenses
2	921	\$	0.56	10	2017 TKT 4576 POSTAGE MALSAM STA 100617	Mailing Expenses
2	921	\$	1.13	10	2017 TKT 4579 POSTAGE MALSAM STA 100617	Mailing Expenses
2	921	\$	0.97	10	2017 TKT 4579 POSTAGE MALSAM STA 100617	Mailing Expenses
2	921	\$	0.56	10	2017 TKT 4579 POSTAGE MALSAM STA 100617	Mailing Expenses
2	921	\$	1.20	10	2017 TKT 4583 POSTAGE MALSAM STA 100617	Mailing Expenses
2	921	\$	1.04	10	2017 TKT 4583 POSTAGE MALSAM STA 100617	Mailing Expenses
2	921	\$	0.59	10	2017 TKT 4583 POSTAGE MALSAM STA 100617	Mailing Expenses
2	921	\$	1.50	10	2017 TKT 4585 POSTAGE MALSAM STA 100617	Mailing Expenses
2	921	\$	1.29	10	2017 TKT 4585 POSTAGE MALSAM STA 100617	Mailing Expenses
2	921	\$	0.75	10	2017 TKT 4585 POSTAGE MALSAM STA 100617	Mailing Expenses
2	926	\$	1,896.65	11	2017 DISTRIBUTE CO CONTRIBUTIONS 401K	Employee Benefit - 401(k) Company Match
2	926	\$	3,107.11	11	2017 DISTRIBUTE NRECA PENSION PREPAY	Employee Benefit - NRECA Pension

2	921	\$	1.60	10	2017 TKT 4586 POSTAGE MALSAM STA 100617	Mailing Expenses
2	921	\$	1.39	10	2017 TKT 4586 POSTAGE MALSAM STA 100617	Mailing Expenses
2	921	\$	0.80	10	2017 TKT 4586 POSTAGE MALSAM STA 100617	Mailing Expenses
2	921	\$	0.94	10	2017 TKT 4588 MILEAGE MALSAM STA 100617	Mailing Expenses
2	921	\$	0.81	10	2017 TKT 4588 MILEAGE MALSAM STA 100617	Mailing Expenses
2	921	\$	0.48	10	2017 TKT 4588 MILEAGE MALSAM STA 100617	Mailing Expenses
2	921	\$	1.18	10	2017 TKT 4593 POSTAGE MALSAM STA 102617	Mailing Expenses
2	921	\$	1.02	10	2017 TKT 4593 POSTAGE MALSAM STA 102617	Mailing Expenses
2	921	\$	0.60	10	2017 TKT 4593 POSTAGE MALSAM STA 102617	Mailing Expenses
2	921	\$	1.20	12	2017 TKT 4598 POSTAGE MALSAM STA 122917	Mailing Expenses
2	921	\$	1.04	12	2017 TKT 4598 POSTAGE MALSAM STA 122917	Mailing Expenses
2	921	\$	0.59	12	2017 TKT 4598 POSTAGE MALSAM STA 122917	Mailing Expenses
2	921	\$	1.20	12	2017 TKT 4603 POSTAGE MALSAM STA 122917	Mailing Expenses
2	921	\$	1.04	12	2017 TKT 4603 POSTAGE MALSAM STA 122917	Mailing Expenses
2	921	\$	0.59	12	2017 TKT 4603 POSTAGE MALSAM STA 122917	Mailing Expenses
2	921	\$	2.94	12	2017 TKT 4604 COMMAND MALSAM STA 122917	Office Supplies / Equipment
2	921	\$	2.54	12	2017 TKT 4604 COMMAND MALSAM STA 122917	Office Supplies / Equipment
2	921	\$	1.47	12	2017 TKT 4604 COMMAND MALSAM STA 122917	Office Supplies / Equipment
2	921	\$	4.29	3	2017 TKT4547 MAIL ENV MALSAM STA 032317	Mailing Expenses
2	921	\$	58.85	4	2017 TONER FIRST NATI 03/17 JERRY	Office Supplies / Equipment
2	921	\$	321.37	3	2017 TONER OFFICE PRO G26487-01	Office Supplies / Equipment
2	926	\$	85.03	11	2017 TRANSPORTATION CLEARING 184.100	Travel
2	921	\$	565.41	11	2017 TONER ROBSON KEN 145389	Office Supplies / Equipment
2	921	\$	154.74	6	2017 TONER,INK CARTRI TRI-CENTRA B356909	Office Supplies / Equipment
2	926	\$	15,890.97	9	2017 SEPTEMBER 2017 KECHIT	Employee Benefit - Health Insurance
2	926	\$	14,417.76	9	2017 SEPTEMBER 2017 KECHIT	Employee Benefit - Health Insurance
2	926	\$	13,372.71	9	2017 SEPTEMBER 2017 KECHIT	Employee Benefit - Health Insurance
2	921	\$	133.64	6	2017 TONER,INK CARTRI TRI-CENTRA B356909	Office Supplies / Equipment
2	921	\$	77.37	6	2017 TONER,INK CARTRI TRI-CENTRA B356909	Office Supplies / Equipment
2	926	\$	2,006.27	11	2017 DISTRIBUTE CO CONTRIBUTIONS 401K	Employee Benefit - 401(k) Company Match
2	926	\$	3,286.71	11	2017 DISTRIBUTE NRECA PENSION PREPAY	Employee Benefit - NRECA Pension
2	921	\$	16.64	3	2017 TONER,STENO BKS OFFICE PRO G26487	Office Supplies / Equipment
2	921	\$	14.39	10	2017 TYPEWRITTER REPA TRI-CENTRA B360784	Office Supplies / Equipment
2	921	\$	12.43	10	2017 TYPEWRITTER REPA TRI-CENTRA B360784	Office Supplies / Equipment
2	921	\$	7.19	10	2017 TYPEWRITTER REPA TRI-CENTRA B360784	Office Supplies / Equipment
2	921	\$	8.27	12	2017 ULTRA TABS TRI-CENTRA B363417	Office Supplies / Equipment
2	921	\$	7.14	12	2017 ULTRA TABS TRI-CENTRA B363417	Office Supplies / Equipment
2	921	\$	4.13	12	2017 ULTRA TABS TRI-CENTRA B363417	Office Supplies / Equipment
2	921	\$	26.41	9	2017 USING CREDIT ON VERIZON INVOICE #9791811675	Utilities / Telephone
2	921	\$	62.82	9	2017 USING CREDIT ON VERIZON INVOICE #9791811675	Utilities / Telephone
2	921	\$	53.21	9	2017 USING CREDIT ON VERIZON INVOICE #9791811675	Utilities / Telephone
2	921	\$	26.41	10	2017 USING CREDIT ON VERIZON INVOICE #9793569744	Utilities / Telephone
2	921	\$	62.82	10	2017 USING CREDIT ON VERIZON INVOICE #9793569744	Utilities / Telephone
2	921	\$	53.21	10	2017 USING CREDIT ON VERIZON INVOICE #9793569744	Utilities / Telephone
2	921	\$	26.41	11	2017 USING CREDIT ON VERIZON INVOICE #9795337592	Utilities / Telephone
2	921	\$	62.82	11	2017 USING CREDIT ON VERIZON INVOICE #9795337592	Utilities / Telephone
2	921	\$	53.21	11	2017 USING CREDIT ON VERIZON INVOICE #9795337592	Utilities / Telephone
2	921	\$	20.26	2	2017 UTILITY EXCHANGE ONLINE INF 768220	Software
2	921	\$	17.50	2	2017 UTILITY EXCHANGE ONLINE INF 768220	Software
2	921	\$	10.13	2	2017 UTILITY EXCHANGE ONLINE INF 768220	Software
2	921	\$	23.23	3	2017 UTILITY EXCHANGE ONLINE INF 774277	Software
2	921	\$	20.06	3	2017 UTILITY EXCHANGE ONLINE INF 774277	Software
2	921	\$	11.62	3	2017 UTILITY EXCHANGE ONLINE INF 774277	Software
2	921	\$	27.98	4	2017 UTILITY EXCHANGE ONLINE INF 780438	Software
2	921	\$	24.17	4	2017 UTILITY EXCHANGE ONLINE INF 780438	Software
2	921	\$	13.99	4	2017 UTILITY EXCHANGE ONLINE INF 780438	Software
2	921	\$	23.23	5	2017 UTILITY EXCHANGE ONLINE INF 786467	Software
2	921	\$	20.06	5	2017 UTILITY EXCHANGE ONLINE INF 786467	Software
2	921	\$	11.62	5	2017 UTILITY EXCHANGE ONLINE INF 786467	Software
2	921	\$	33.33	6	2017 UTILITY EXCHANGE ONLINE INF 792505	Software
2	921	\$	28.79	6	2017 UTILITY EXCHANGE ONLINE INF 792505	Software
2	921	\$	16.66	6	2017 UTILITY EXCHANGE ONLINE INF 792505	Software
2	921	\$	25.01	7	2017 UTILITY EXCHANGE ONLINE INF 798741	Software
2	921	\$	21.60	7	2017 UTILITY EXCHANGE ONLINE INF 798741	Software
2	921	\$	12.51	7	2017 UTILITY EXCHANGE ONLINE INF 798741	Software
2	921	\$	27.39	8	2017 UTILITY EXCHANGE ONLINE INF 804788	Software
2	921	\$	23.66	8	2017 UTILITY EXCHANGE ONLINE INF 804788	Software
2	921	\$	13.69	8	2017 UTILITY EXCHANGE ONLINE INF 804788	Software
2	921	\$	25.01	9	2017 UTILITY EXCHANGE ONLINE INF 811097	Software
2	921	\$	21.60	9	2017 UTILITY EXCHANGE ONLINE INF 811097	Software
2	921	\$	12.51	9	2017 UTILITY EXCHANGE ONLINE INF 811097	Software
2	921	\$	17.29	10	2017 UTILITY EXCHANGE ONLINE INF 817159	Software
2	921	\$	14.93	10	2017 UTILITY EXCHANGE ONLINE INF 817159	Software
2	921	\$	8.65	10	2017 UTILITY EXCHANGE ONLINE INF 817159	Software
2	921	\$	25.61	11	2017 UTILITY EXCHANGE ONLINE INF 823373	Software
2	921	\$	25.61	11	2017 UTILITY EXCHANGE ONLINE INF 823373	Software
2	921	\$	22.12	11	2017 UTILITY EXCHANGE ONLINE INF 823373	Software
2	921	\$	22.12	11	2017 UTILITY EXCHANGE ONLINE INF 823373	Software
2	921	\$	12.80	11	2017 UTILITY EXCHANGE ONLINE INF 823373	Software
2	921	\$	12.80	11	2017 UTILITY EXCHANGE ONLINE INF 823373	Software
2	921	\$	19.67	12	2017 UTILITY EXCHANGE ONLINE INF 829415	Software
2	921	\$	16.99	12	2017 UTILITY EXCHANGE ONLINE INF 829415	Software
2	921	\$	9.83	12	2017 UTILITY EXCHANGE ONLINE INF 829415	Software
2	930.2	\$	597.36	11	2017 DISTRIBUTE PROPERTY TAX	Property Tax
2	930.2	\$	29.26	11	2017 DISTRIBUTE INSURANCE - PROP LIAB & UMB	Insurance
2	930.2	\$	526.24	11	2017 DISTRIBUTE PROPERTY TAX	Property Tax
2	930.2	\$	25.78	11	2017 DISTRIBUTE INSURANCE - PROP LIAB & UMB	Insurance



2	930.2	\$	298.68	11	2017 DISTRIBUTE PROPERTY TAX	Property Tax
2	930.2	\$	14.63	11	2017 DISTRIBUTE INSURANCE - PROP LIAB & UMB	Insurance
2	930.4	\$	46.90	11	2017 DISTRIBUTE VACATION	Employee Benefit - Vacation
2	930.4	\$	42.65	11	2017 DISTRIBUTE SAFETY	Safety
2	921	\$	19.24	12	2017 UTILITY EXCHANGE ONLINE INF 835221	Software
2	921	\$	16.62	12	2017 UTILITY EXCHANGE ONLINE INF 835221	Software
2	921	\$	9.61	12	2017 UTILITY EXCHANGE ONLINE INF 835221	Software
2	921	\$	5.75	10	2017 VELCRO-HOLD WHIT AMAZON CAP 14QYT1YDDC7J	Office Supplies / Equipment
2	921	\$	4.96	10	2017 VELCRO-HOLD WHIT AMAZON CAP 14QYT1YDDC7J	Office Supplies / Equipment
2	921	\$	2.87	10	2017 VELCRO-HOLD WHIT AMAZON CAP 14QYT1YDDC7J	Office Supplies / Equipment
2	921	\$	79.19	11	2017 W-2'S,1099'S,109 APTCO INC 1-44698	Office Supplies / Equipment
2	921	\$	79.19	11	2017 W-2'S,1099'S,109 APTCO INC 1-44698	Office Supplies / Equipment
2	921	\$	68.39	11	2017 W-2'S,1099'S,109 APTCO INC 1-44698	Office Supplies / Equipment
2	921	\$	68.39	11	2017 W-2'S,1099'S,109 APTCO INC 1-44698	Office Supplies / Equipment
2	921	\$	39.60	11	2017 W-2'S,1099'S,109 APTCO INC 1-44698	Office Supplies / Equipment
2	921	\$	39.60	11	2017 W-2'S,1099'S,109 APTCO INC 1-44698	Office Supplies / Equipment
2	921	\$	221.89	9	2017 WAKEENEY OFFICE MIDWEST EN 081710347532	Utilities / Telephone
2	921	\$	191.63	9	2017 WAKEENEY OFFICE MIDWEST EN 081710347532	Utilities / Telephone
2	921	\$	110.95	9	2017 WAKEENEY OFFICE MIDWEST EN 081710347532	Utilities / Telephone
2	921	\$	179.37	9	2017 WAKEENEY OFFICE MIDWEST EN 081718794842	Utilities / Telephone
2	930.4	\$	150.86	11	2017 TRANSPORTATION CLEARING 184.100	Travel
2	930.4	\$	18.62	11	2017 TRANSPORTATION CLEARING 184.300	Travel
2	930.4	\$	13.05	11	2017 DISTRIBUTE INSURANCE - DOM	Insurance - DOM
2	930.4	\$	74.18	11	2017 DISTRIBUTE WC INSURANCE	Employee Benefit - Work Comp Insurance
2	930.4	\$	19.16	11	2017 DISTRIBUTE VACATION	Employee Benefit - Vacation
2	930.4	\$	15.98	11	2017 DISTRIBUTE SAFETY	Safety
2	921	\$	154.91	9	2017 WAKEENEY OFFICE MIDWEST EN 081718794842	Utilities / Telephone
2	921	\$	89.69	9	2017 WAKEENEY OFFICE MIDWEST EN 081718794842	Utilities / Telephone
2	921	\$	183.47	10	2017 WAKEENEY OFFICE MIDWEST EN 091710347532	Utilities / Telephone
2	921	\$	158.45	10	2017 WAKEENEY OFFICE MIDWEST EN 091710347532	Utilities / Telephone
2	921	\$	91.74	10	2017 WAKEENEY OFFICE MIDWEST EN 091710347532	Utilities / Telephone
2	921	\$	148.78	10	2017 WAKEENEY OFFICE MIDWEST EN 091718794842	Utilities / Telephone
2	921	\$	128.49	10	2017 WAKEENEY OFFICE MIDWEST EN 091718794842	Utilities / Telephone
2	921	\$	74.40	10	2017 WAKEENEY OFFICE MIDWEST EN 091718794842	Utilities / Telephone
2	921	\$	342.30	11	2017 WAKEENEY OFFICE MIDWEST EN 101710347532	Utilities / Telephone
2	921	\$	342.30	11	2017 WAKEENEY OFFICE MIDWEST EN 101710347532	Utilities / Telephone
2	921	\$	295.62	11	2017 WAKEENEY OFFICE MIDWEST EN 101710347532	Utilities / Telephone
2	921	\$	295.62	11	2017 WAKEENEY OFFICE MIDWEST EN 101710347532	Utilities / Telephone
2	921	\$	171.15	11	2017 WAKEENEY OFFICE MIDWEST EN 101710347532	Utilities / Telephone
2	921	\$	171.15	11	2017 WAKEENEY OFFICE MIDWEST EN 101710347532	Utilities / Telephone
2	921	\$	105.90	11	2017 WAKEENEY OFFICE MIDWEST EN 101718794842	Utilities / Telephone
2	921	\$	105.90	11	2017 WAKEENEY OFFICE MIDWEST EN 101718794842	Utilities / Telephone
2	930.4	\$	16.15	11	2017 TRANSPORTATION CLEARING 184.300	Travel
2	930.4	\$	11.51	11	2017 DISTRIBUTE INSURANCE - DOM	Insurance - DOM
2	930.4	\$	30.30	11	2017 DISTRIBUTE WC INSURANCE	Employee Benefit - Work Comp Insurance
2	930.4	\$	11.07	11	2017 DISTRIBUTE VACATION	Employee Benefit - Vacation
2	930.4	\$	14.75	11	2017 DISTRIBUTE SAFETY	Safety
2	921	\$	91.46	11	2017 WAKEENEY OFFICE MIDWEST EN 101718794842	Utilities / Telephone
2	921	\$	91.46	11	2017 WAKEENEY OFFICE MIDWEST EN 101718794842	Utilities / Telephone
2	921	\$	52.96	11	2017 WAKEENEY OFFICE MIDWEST EN 101718794842	Utilities / Telephone
2	921	\$	52.96	11	2017 WAKEENEY OFFICE MIDWEST EN 101718794842	Utilities / Telephone
2	921	\$	402.22	12	2017 WAKEENEY OFFICE MIDWEST EN 111710347532	Utilities / Telephone
2	921	\$	347.37	12	2017 WAKEENEY OFFICE MIDWEST EN 111710347532	Utilities / Telephone
2	921	\$	201.12	12	2017 WAKEENEY OFFICE MIDWEST EN 111710347532	Utilities / Telephone
2	921	\$	116.79	12	2017 WAKEENEY OFFICE MIDWEST EN 111718794842	Utilities / Telephone
2	921	\$	100.87	12	2017 WAKEENEY OFFICE MIDWEST EN 111718794842	Utilities / Telephone
2	921	\$	58.39	12	2017 WAKEENEY OFFICE MIDWEST EN 111718794842	Utilities / Telephone
2	921	\$	139.35	12	2017 WAKEENEY OFFICE MIDWEST EN 121718794842	Utilities / Telephone
2	921	\$	120.35	12	2017 WAKEENEY OFFICE MIDWEST EN 121718794842	Utilities / Telephone
2	921	\$	69.68	12	2017 WAKEENEY OFFICE MIDWEST EN 121718794842	Utilities / Telephone
2	921	\$	210.36	5	2017 WAKEENEY OFFICE MIDWEST EN 2592APR2017	Utilities / Telephone
2	921	\$	181.67	5	2017 WAKEENEY OFFICE MIDWEST EN 2592APR2017	Utilities / Telephone
2	921	\$	105.18	5	2017 WAKEENEY OFFICE MIDWEST EN 2592APR2017	Utilities / Telephone
2	921	\$	334.34	2	2017 WAKEENEY OFFICE MIDWEST EN 2592JAN2017	Utilities / Telephone
2	930.4	\$	9.32	11	2017 TRANSPORTATION CLEARING 184.300	Travel
2	930.4	\$	6.53	11	2017 DISTRIBUTE INSURANCE - DOM	Insurance - DOM
2	930.4	\$	17.52	11	2017 DISTRIBUTE WC INSURANCE	Employee Benefit - Work Comp Insurance
2	921	\$	288.74	2	2017 WAKEENEY OFFICE MIDWEST EN 2592JAN2017	Utilities / Telephone
2	921	\$	167.17	2	2017 WAKEENEY OFFICE MIDWEST EN 2592JAN2017	Utilities / Telephone
2	921	\$	250.96	8	2017 WAKEENEY OFFICE MIDWEST EN 2592JUL2017	Utilities / Telephone
2	921	\$	216.74	8	2017 WAKEENEY OFFICE MIDWEST EN 2592JUL2017	Utilities / Telephone
2	921	\$	125.47	8	2017 WAKEENEY OFFICE MIDWEST EN 2592JUL2017	Utilities / Telephone
2	921	\$	188.61	7	2017 WAKEENEY OFFICE MIDWEST EN 2592JUN2017	Utilities / Telephone
2	921	\$	162.89	7	2017 WAKEENEY OFFICE MIDWEST EN 2592JUN2017	Utilities / Telephone
2	921	\$	94.32	7	2017 WAKEENEY OFFICE MIDWEST EN 2592JUN2017	Utilities / Telephone
2	921	\$	203.89	6	2017 WAKEENEY OFFICE MIDWEST EN 2592MAY2017	Utilities / Telephone
2	921	\$	176.08	6	2017 WAKEENEY OFFICE MIDWEST EN 2592MAY2017	Utilities / Telephone
2	921	\$	101.95	6	2017 WAKEENEY OFFICE MIDWEST EN 2592MAY2017	Utilities / Telephone
2	921	\$	137.97	5	2017 WAKEENEY OFFICE MIDWEST EN 2791APR2017	Utilities / Telephone
2	921	\$	119.15	5	2017 WAKEENEY OFFICE MIDWEST EN 2791APR2017	Utilities / Telephone
2	921	\$	68.99	5	2017 WAKEENEY OFFICE MIDWEST EN 2791APR2017	Utilities / Telephone
2	921	\$	136.87	3	2017 WAKEENEY OFFICE MIDWEST EN 2791FEB2017	Utilities / Telephone
2	921	\$	118.21	3	2017 WAKEENEY OFFICE MIDWEST EN 2791FEB2017	Utilities / Telephone
2	921	\$	68.44	3	2017 WAKEENEY OFFICE MIDWEST EN 2791FEB2017	Utilities / Telephone
2	921	\$	170.47	2	2017 WAKEENEY OFFICE MIDWEST EN 2791JAN2017	Utilities / Telephone
2	921	\$	147.22	2	2017 WAKEENEY OFFICE MIDWEST EN 2791JAN2017	Utilities / Telephone
2	921	\$	85.23	2	2017 WAKEENEY OFFICE MIDWEST EN 2791JAN2017	Utilities / Telephone

2	921	\$	201.58	8	2017 WAKEENEY OFFICE MIDWEST EN 2791JUL2017	Utilities / Telephone
2	921	\$	174.10	8	2017 WAKEENEY OFFICE MIDWEST EN 2791JUL2017	Utilities / Telephone
2	921	\$	100.79	8	2017 WAKEENEY OFFICE MIDWEST EN 2791JUL2017	Utilities / Telephone
2	921	\$	137.97	7	2017 WAKEENEY OFFICE MIDWEST EN 2791JUN	Utilities / Telephone
2	921	\$	119.16	7	2017 WAKEENEY OFFICE MIDWEST EN 2791JUN	Utilities / Telephone
2	921	\$	68.99	7	2017 WAKEENEY OFFICE MIDWEST EN 2791JUN	Utilities / Telephone
2	921	\$	128.15	4	2017 WAKEENEY OFFICE MIDWEST EN 2791MAR2017	Utilities / Telephone
2	921	\$	110.68	4	2017 WAKEENEY OFFICE MIDWEST EN 2791MAR2017	Utilities / Telephone
2	921	\$	64.08	4	2017 WAKEENEY OFFICE MIDWEST EN 2791MAR2017	Utilities / Telephone
2	921	\$	133.61	6	2017 WAKEENEY OFFICE MIDWEST EN 2791MAY2017	Utilities / Telephone
2	921	\$	115.39	6	2017 WAKEENEY OFFICE MIDWEST EN 2791MAY2017	Utilities / Telephone
2	921	\$	66.81	6	2017 WAKEENEY OFFICE MIDWEST EN 2791MAY2017	Utilities / Telephone
2	921	\$	545.85	12	2017 WAKEENEY OFFICE- MIDWEST EN 121710347532	Utilities / Telephone
2	921	\$	471.42	12	2017 WAKEENEY OFFICE- MIDWEST EN 121710347532	Utilities / Telephone
2	921	\$	272.93	12	2017 WAKEENEY OFFICE- MIDWEST EN 121710347532	Utilities / Telephone
2	921	\$	235.12	3	2017 WAKEENEY OFFICE- MIDWEST EN 2592FEB2017	Utilities / Telephone
2	921	\$	203.06	3	2017 WAKEENEY OFFICE- MIDWEST EN 2592FEB2017	Utilities / Telephone
2	921	\$	117.55	3	2017 WAKEENEY OFFICE- MIDWEST EN 2592FEB2017	Utilities / Telephone
2	921	\$	186.57	4	2017 WAKEENEY OFFICE- MIDWEST EN 2592MAR2017	Utilities / Telephone
2	921	\$	161.13	4	2017 WAKEENEY OFFICE- MIDWEST EN 2592MAR2017	Utilities / Telephone
2	921	\$	93.28	4	2017 WAKEENEY OFFICE- MIDWEST EN 2592MAR2017	Utilities / Telephone
2	921	\$	69.31	12	2017 WALL FAN-PLAINVI AMAZON CAP 1Q1VVQRM11RG	Office Supplies / Equipment
2	921	\$	0.39	11	2017 WITE-OUT TRI-CENTRA B361983	Office Supplies / Equipment
2	921	\$	0.39	11	2017 WITE-OUT TRI-CENTRA B361983	Office Supplies / Equipment
2	921	\$	0.33	11	2017 WITE-OUT TRI-CENTRA B361983	Office Supplies / Equipment
2	921	\$	0.33	11	2017 WITE-OUT TRI-CENTRA B361983	Office Supplies / Equipment
2	921	\$	0.19	11	2017 WITE-OUT TRI-CENTRA B361983	Office Supplies / Equipment
2	921	\$	0.19	11	2017 WITE-OUT TRI-CENTRA B361983	Office Supplies / Equipment
2	921	\$	16.72	5	2017 XEROX TONER FIRST NATI 04/17 NEIL	Office Supplies / Equipment
2	921	\$	14.44	5	2017 XEROX TONER FIRST NATI 04/17 NEIL	Office Supplies / Equipment
2	921	\$	8.37	5	2017 XEROX TONER FIRST NATI 04/17 NEIL	Office Supplies / Equipment
2	921	\$	70.50	3	2017 XEROX TONER IT1 SOURCE 569772	Office Supplies / Equipment
2	921	\$	60.89	3	2017 XEROX TONER IT1 SOURCE 569772	Office Supplies / Equipment
2	921	\$	35.25	3	2017 XEROX TONER IT1 SOURCE 569772	Office Supplies / Equipment
2	921	\$	70.51	2	2017 XEROX TONER IT1 SOURCE 571042-IN	Office Supplies / Equipment
2	921	\$	60.90	2	2017 XEROX TONER IT1 SOURCE 571042-IN	Office Supplies / Equipment
2	921	\$	35.25	2	2017 XEROX TONER IT1 SOURCE 571042-IN	Office Supplies / Equipment
2	925	\$	38.64	6	2017 RETURN GLOVES PRODUCTIVI I182734	Office Supplies / Equipment
2	925	\$	437.12	7	2017 RUBBER GLOVE & S PROTECTIVE 58352	Office Supplies / Equipment
2	925	\$	1,467.19	7	2017 RUBBER GLOVE & S PROTECTIVE 58375	Office Supplies / Equipment
2	925	\$	1,206.22	7	2017 RUBBER GLOVE & S PROTECTIVE 58410	Office Supplies / Equipment
2	925	\$	600.33	4	2017 RUBBER GLOVE TES PROTECTIVE 57258	Office Supplies / Equipment
2	925	\$	175.57	4	2017 RUBBER GLOVE TES PROTECTIVE 57322	Office Supplies / Equipment
2	925	\$	228.13	4	2017 RUBBER GLOVE TES PROTECTIVE 57404	Office Supplies / Equipment
2	925	\$	179.07	10	2017 RUBBER GLOVE TES PROTECTIVE 59806	Office Supplies / Equipment
2	925	\$	235.75	12	2017 RUBBER GLOVES & PROTECTIVE 60295	Office Supplies / Equipment
2	925	\$	1,758.23	12	2017 RUBBER GOOD TEST PROTECTIVE 60634	Office Supplies / Equipment
2	925	\$	31.50	1	2017 RUBBER GOODS TES PROTECTIVE 56187	Office Supplies / Equipment
2	925	\$	3.80	12	2017 SAFETY MTG FIRST NATI 12/17 NATE	Safety
2	925	\$	3.28	12	2017 SAFETY MTG FIRST NATI 12/17 NATE	Safety
2	925	\$	1.90	12	2017 SAFETY MTG FIRST NATI 12/17 NATE	Safety
2	925	\$	5.06	3	2017 SAFETY MTG LUNCH FIRST NATI 02/17 NATE	Excludable Employee Benefits
2	925	\$	4.37	3	2017 SAFETY MTG LUNCH FIRST NATI 02/17 NATE	Excludable Employee Benefits
2	925	\$	2.53	3	2017 SAFETY MTG LUNCH FIRST NATI 02/17 NATE	Excludable Employee Benefits
2	925	\$	27.78	11	2017 SAFETY MTG-ELLSW BUDIG NATE 112117	Safety
2	925	\$	27.78	11	2017 SAFETY MTG-ELLSW BUDIG NATE 112117	Safety
2	925	\$	23.99	11	2017 SAFETY MTG-ELLSW BUDIG NATE 112117	Safety
2	925	\$	23.99	11	2017 SAFETY MTG-ELLSW BUDIG NATE 112117	Safety
2	925	\$	13.89	11	2017 SAFETY MTG-ELLSW BUDIG NATE 112117	Safety
2	925	\$	13.89	11	2017 SAFETY MTG-ELLSW BUDIG NATE 112117	Safety
2	925	\$	20.48	12	2017 SAFETY MTG-OLMIT BUDIG NATE 121317	Safety
2	925	\$	17.69	12	2017 SAFETY MTG-OLMIT BUDIG NATE 121317	Safety
2	925	\$	10.24	12	2017 SAFETY MTG-OLMIT BUDIG NATE 121317	Safety
2	925	\$	12.95	3	2017 SAFETY MTG-PLAIN BUDIG NATE 030217	Safety
2	925	\$	11.18	3	2017 SAFETY MTG-PLAIN BUDIG NATE 030217	Safety
2	925	\$	6.47	3	2017 SAFETY MTG-PLAIN BUDIG NATE 030217	Safety
2	925	\$	12.95	3	2017 SAFETY MTG-PLAIN BUDIG NATE 032817	Safety
2	925	\$	11.18	3	2017 SAFETY MTG-PLAIN BUDIG NATE 032817	Safety
2	925	\$	6.47	3	2017 SAFETY MTG-PLAIN BUDIG NATE 032817	Safety
2	925	\$	700.06	9	2017 SEPT DUES,SUBS,C KANSAS ELE 134509	Dues - KEC
2	925	\$	604.60	9	2017 SEPT DUES,SUBS,C KANSAS ELE 134509	Dues - KEC
2	925	\$	350.03	9	2017 SEPT DUES,SUBS,C KANSAS ELE 134509	Dues - KEC
2	925	\$	7.20	12	2017 SHIP OIL SAMPLES FIRST NATI 12/17 JAY	Mailing Expenses
2	925	\$	25.85	3	2017 SHIP RUBBER GOOD PRODUCTIVI I181258	Safety
2	925	\$	3.09	11	2017 TAKE RUBBER GOOD FLAGLER RE 110717	Safety
2	925	\$	3.09	11	2017 TAKE RUBBER GOOD FLAGLER RE 110717	Safety
2	925	\$	2.67	11	2017 TAKE RUBBER GOOD FLAGLER RE 110717	Safety
2	925	\$	2.67	11	2017 TAKE RUBBER GOOD FLAGLER RE 110717	Safety
2	925	\$	1.55	11	2017 TAKE RUBBER GOOD FLAGLER RE 110717	Safety
2	925	\$	1.55	11	2017 TAKE RUBBER GOOD FLAGLER RE 110717	Safety
2	925	\$	2.33	7	2017 TKT 4559 2 SAFET MALSAM STA 070617	Safety
2	925	\$	2.01	7	2017 TKT 4559 2 SAFET MALSAM STA 070617	Safety
2	925	\$	1.16	7	2017 TKT 4559 2 SAFET MALSAM STA 070617	Safety
2	925	\$	0.72	7	2017 TKT 4561 4 BALLO MALSAM STA 070617	Safety
2	925	\$	0.62	7	2017 TKT 4561 4 BALLO MALSAM STA 070617	Safety
2	925	\$	0.36	7	2017 TKT 4561 4 BALLO MALSAM STA 070617	Safety
2	925	\$	208.17	12	2017 WARNING SIGNS-PA ELECTROMAR 9335864230	Safety

2	926	\$	1,040.94	1	2017 REPLENISH TOOL ACCOUNTS	Employee Benefit - Tool Account
2	926	\$	974.89	1	2017 REPLENISH TOOL ACCOUNTS	Employee Benefit - Tool Account
2	926	\$	1,200.00	1	2017 REPLENISH TOOL ACCOUNTS	Employee Benefit - Tool Account
2	926	\$	37.43	5	2017 SAFETY COORDINAT BUDIG NATE 051217	Training / Education
2	926	\$	32.32	5	2017 SAFETY COORDINAT BUDIG NATE 051217	Training / Education
2	926	\$	18.72	5	2017 SAFETY COORDINAT BUDIG NATE 051217	Training / Education
2	926	\$	33.40	6	2017 SAFETY COORDINAT FIRST NATI 05/17 NATE	Training / Education
2	926	\$	28.85	6	2017 SAFETY COORDINAT FIRST NATI 05/17 NATE	Training / Education
2	926	\$	16.71	6	2017 SAFETY COORDINAT FIRST NATI 05/17 NATE	Training / Education
2	926	\$	84.74	10	2017 SAFETY ROUNDTABL BUDIG NATE 101117	Training / Education
2	926	\$	73.19	10	2017 SAFETY ROUNDTABL BUDIG NATE 101117	Training / Education
2	926	\$	42.37	10	2017 SAFETY ROUNDTABL BUDIG NATE 101117	Training / Education
2	926	\$	13.25	9	2017 SEPT DUES,SUBS,C KANSAS ELE 134509	Dues - KEC
2	926	\$	11.45	9	2017 SEPT DUES,SUBS,C KANSAS ELE 134509	Dues - KEC
2	926	\$	6.62	9	2017 SEPT DUES,SUBS,C KANSAS ELE 134509	Dues - KEC
2	926	\$	55.00	9	2017 SEPT FIT THUMB F FIT THUMB 5859	Employee Benefit - Wellness Program
2	926	\$	47.50	9	2017 SEPT FIT THUMB F FIT THUMB 5859	Employee Benefit - Wellness Program
2	926	\$	27.50	9	2017 SEPT FIT THUMB F FIT THUMB 5859	Employee Benefit - Wellness Program
2	926	\$	1,107.70	9	2017 SEPTEMBER 17 GRO NRECA 17091029	Employee Benefit - NRECA Group Benefits
2	926	\$	919.30	9	2017 SEPTEMBER 17 GRO NRECA 17091029	Employee Benefit - NRECA Group Benefits
2	926	\$	945.07	9	2017 SEPTEMBER 17 GRO NRECA 17091029	Employee Benefit - NRECA Group Benefits
2	926	\$	129.79	9	2017 SEPTEMBER 17 GRO NRECA 17091029A	Employee Benefit - NRECA Group Benefits
2	926	\$	107.71	9	2017 SEPTEMBER 17 GRO NRECA 17091029A	Employee Benefit - NRECA Group Benefits
2	926	\$	110.73	9	2017 SEPTEMBER 17 GRO NRECA 17091029A	Employee Benefit - NRECA Group Benefits
2	926	\$	484.86	9	2017 SEPTEMBER 17 PEN NRECA 17098370A	Employee Benefit - NRECA Pension
2	926	\$	402.39	9	2017 SEPTEMBER 17 PEN NRECA 17098370A	Employee Benefit - NRECA Pension
2	926	\$	413.67	9	2017 SEPTEMBER 17 PEN NRECA 17098370A	Employee Benefit - NRECA Pension
2	926	\$	62.68	5	2017 SETH COMPANY T-S JF BEAVER 77953	Employee Benefit - Tool Account
2	926	\$	32.78	9	2017 SHELLI-WOMEN'S C FIRST NATI 08/17 OFFICE	Training / Education
2	926	\$	28.31	9	2017 SHELLI-WOMEN'S C FIRST NATI 08/17 OFFICE	Training / Education
2	926	\$	16.39	9	2017 SHELLI-WOMEN'S C FIRST NATI 08/17 OFFICE	Training / Education
2	926	\$	1.84	12	2017 SUPERVISOR CONF- FIRST NATI 11/17 CHRIS	Training / Education
2	926	\$	1.59	12	2017 SUPERVISOR CONF- FIRST NATI 11/17 CHRIS	Training / Education
2	926	\$	0.91	12	2017 SUPERVISOR CONF- FIRST NATI 11/17 CHRIS	Training / Education
2	926	\$	33.83	10	2017 SUPERVISOR CONF- FIRST NATI 09/17 OFFICE	Training / Education
2	926	\$	29.22	10	2017 SUPERVISOR CONF- FIRST NATI 09/17 OFFICE	Training / Education
2	926	\$	16.91	10	2017 SUPERVISOR CONF- FIRST NATI 09/17 OFFICE	Training / Education
2	926	\$	1.43	10	2017 TKT 4587 KS TOLL MALSAM STA 100617	Travel
2	926	\$	1.24	10	2017 TKT 4587 KS TOLL MALSAM STA 100617	Travel
2	926	\$	0.71	10	2017 TKT 4587 KS TOLL MALSAM STA 100617	Travel
2	926	\$	3.39	10	2017 TKT 4591 SHELLI, MALSAM STA 102617	Mailing Expenses
2	926	\$	2.93	10	2017 TKT 4591 SHELLI, MALSAM STA 102617	Mailing Expenses
2	926	\$	1.70	10	2017 TKT 4591 SHELLI, MALSAM STA 102617	Mailing Expenses
2	926	\$	5.23	12	2017 TKT 4597 POSTAGE MALSAM STA 122917	Mailing Expenses
2	926	\$	4.51	12	2017 TKT 4597 POSTAGE MALSAM STA 122917	Mailing Expenses
2	926	\$	2.61	12	2017 TKT 4597 POSTAGE MALSAM STA 122917	Mailing Expenses
2	926	\$	62.68	5	2017 TYLER COMPANY T- JF BEAVER 77953	Employee Benefit - Tool Account
2	926	\$	144.00	5	2017 TYLER RENARD DOT ECOM RURAL 041717	Employee Benefit - DOT Physical
2	926	\$	208.00	6	2017 TYLER RENARD DOT ECOM RURAL 041717A	Employee Benefit - DOT Physical
2	926	\$	924.00	7	2017 UGM-CC,BM,COLLEE DAFFRON & 1544	Training / Education
2	926	\$	798.00	7	2017 UGM-CC,BM,COLLEE DAFFRON & 1544	Training / Education
2	926	\$	462.00	7	2017 UGM-CC,BM,COLLEE DAFFRON & 1544	Training / Education
2	926	\$	200.09	2	2017 UOM SCHOOL-GARDE ARNOLD JAC 020817	Training / Education
2	930.5	\$	117.54	11	2017 DISTRIBUTE INSURANCE - DOM	Insurance - DOM
2	926	\$	168.13	3	2017 UOM SCHOOL-GENE FIRST NATI 02/17 GENE	Training / Education
2	926	\$	389.80	3	2017 UOM SCHOOL-GENE FIRST NATI 02/17 NATE	Training / Education
2	926	\$	225.49	5	2017 WELLNESS Q1 AWAR FIRST NATI 04/17 STACEY	Employee Benefit - Wellness Program
2	926	\$	194.74	5	2017 WELLNESS Q1 AWAR FIRST NATI 04/17 STACEY	Employee Benefit - Wellness Program
2	926	\$	112.74	5	2017 WELLNESS Q1 AWAR FIRST NATI 04/17 STACEY	Employee Benefit - Wellness Program
2	926	\$	56.09	2	2017 WELLNESS REWARDS FIRST NATI 01/17 NATE	Employee Benefit - Wellness Program
2	926	\$	48.44	2	2017 WELLNESS REWARDS FIRST NATI 01/17 NATE	Employee Benefit - Wellness Program
2	926	\$	28.04	2	2017 WELLNESS REWARDS FIRST NATI 01/17 NATE	Employee Benefit - Wellness Program
2	926	\$	140.80	2	2017 WELLNESS REWARDS FIRST NATI 01/17 STACEY	Employee Benefit - Wellness Program
2	926	\$	121.60	2	2017 WELLNESS REWARDS FIRST NATI 01/17 STACEY	Employee Benefit - Wellness Program
2	926	\$	70.40	2	2017 WELLNESS REWARDS FIRST NATI 01/17 STACEY	Employee Benefit - Wellness Program
2	926	\$	6.60	7	2017 WELLNESS REWARDS FIRST NATI 06/17 STACEY	Employee Benefit - Wellness Program
2	926	\$	5.70	7	2017 WELLNESS REWARDS FIRST NATI 06/17 STACEY	Employee Benefit - Wellness Program
2	926	\$	3.30	7	2017 WELLNESS REWARDS FIRST NATI 06/17 STACEY	Employee Benefit - Wellness Program
2	926	\$	414.90	5	2017 WIN MIL CLASS-DA FIRST NATI 04/17 DARRYL	Training / Education
2	926	\$	358.32	5	2017 WIN MIL CLASS-DA FIRST NATI 04/17 DARRYL	Training / Education
2	926	\$	207.45	5	2017 WIN MIL CLASS-DA FIRST NATI 04/17 DARRYL	Training / Education
2	926	\$	233.86	7	2017 WINMIL UGM-DARRY FIRST NATI 06/17 DARRYL	Training / Education
2	926	\$	201.97	7	2017 WINMIL UGM-DARRY FIRST NATI 06/17 DARRYL	Training / Education
2	926	\$	116.92	7	2017 WINMIL UGM-DARRY FIRST NATI 06/17 DARRYL	Training / Education
2	930.1	\$	98.95	12	2017 SAFE HOLIDAY AD ELLSWORTH 112317	Advertising
2	930.1	\$	107.79	4	2017 SAFETY RULERS-50 CULVER COM 52778	Advertising
2	930.1	\$	93.09	4	2017 SAFETY RULERS-50 CULVER COM 52778	Advertising
2	930.1	\$	53.89	4	2017 SAFETY RULERS-50 CULVER COM 52778	Advertising
2	930.1	\$	107.88	12	2017 SAFETY RULERS-50 CULVER COM 53570	Advertising
2	930.1	\$	93.17	12	2017 SAFETY RULERS-50 CULVER COM 53570	Advertising
2	930.1	\$	53.93	12	2017 SAFETY RULERS-50 CULVER COM 53570	Advertising
2	930.1	\$	69.90	8	2017 SALUTE TO FARMER ELLSWORTH 070617	Advertising
2	930.1	\$	(69.90)	8	2017 SALUTE TO FARMER ELLSWORTH 070617	Advertising
2	930.1	\$	34.95	8	2017 SALUTE TO FARMER ELLSWORTH 070617	Advertising
2	930.1	\$	34.95	8	2017 SALUTE TO FARMER ELLSWORTH 072017	Advertising
2	930.1	\$	550.20	9	2017 SEPT DUES,SUBS,C KANSAS ELE 134509	Dues - KEC
2	930.1	\$	475.17	9	2017 SEPT DUES,SUBS,C KANSAS ELE 134509	Dues - KEC

2	930.1	\$ 275.09	9	2017 SEPT DUES,SUBS,C KANSAS ELE 134509	Dues - KEC
2	930.1	\$ 151.00	8	2017 TAPERED RAIN GAU JF BEAVER 78301	Advertising
2	930.1	\$ 130.41	8	2017 TAPERED RAIN GAU JF BEAVER 78301	Advertising
2	930.1	\$ 75.50	8	2017 TAPERED RAIN GAU JF BEAVER 78301	Advertising
2	930.5	\$ 103.55	11	2017 DISTRIBUTE INSURANCE - DOM	Insurance - DOM
2	930.1	\$ 156.01	12	2017 TAPERED RAIN GAU JF BEAVER 78803	Advertising
2	930.1	\$ 134.73	12	2017 TAPERED RAIN GAU JF BEAVER 78803	Advertising
2	930.1	\$ 78.01	12	2017 TAPERED RAIN GAU JF BEAVER 78803	Advertising
2	930.1	\$ 40.00	3	2017 TKT 4552 80 POPC MALSAM STA 032317	Excludable Employee Benefits
2	930.1	\$ 162.37	4	2017 TOUCHSTONE ENERG KANSAS ELE 133919	Touchstone
2	930.1	\$ 140.23	4	2017 TOUCHSTONE ENERG KANSAS ELE 133919	Touchstone
2	930.1	\$ 81.19	4	2017 TOUCHSTONE ENERG KANSAS ELE 133919	Touchstone
2	930.1	\$ 30.00	7	2017 WHEAT CONTEST ELLSWORTH 060117	Advertising
2	930.1	\$ 30.00	7	2017 WHEAT CONTEST ELLSWORTH 060817A	Advertising
2	930.1	\$ 5.98	7	2017 WIRED MOUSE-CRAI AMAZON CAP 0VBV6L15QK	Office Supplies / Equipment
2	930.1	\$ 5.17	7	2017 WIRED MOUSE-CRAI AMAZON CAP 0VBV6L15QK	Office Supplies / Equipment
2	930.1	\$ 2.99	7	2017 WIRED MOUSE-CRAI AMAZON CAP 0VBV6L15QK	Office Supplies / Equipment
2	930.2	\$ 11.00	4	2017 ROBERT ABELL MEM MILES OF S 041317	Excludable Misc General Expenses
2	930.2	\$ 9.50	4	2017 ROBERT ABELL MEM MILES OF S 041317	Excludable Misc General Expenses
2	930.2	\$ 5.50	4	2017 ROBERT ABELL MEM MILES OF S 041317	Excludable Misc General Expenses
2	930.4	\$ 40.66	9	2017 SCHOENCHEN CITY STECKLINE 091117	Travel
2	930.4	\$ 154.42	4	2017 SPRING ARRMAG-WA FIRST NATI 03/17 CRAIG	Training / Education
2	930.4	\$ 133.36	4	2017 SPRING ARRMAG-WA FIRST NATI 03/17 CRAIG	Training / Education
2	930.4	\$ 77.20	4	2017 SPRING ARRMAG-WA FIRST NATI 03/17 CRAIG	Training / Education
2	930.4	\$ 63.09	12	2017 SUNFLOWER BD MTG DEINES DEN 121517	Travel
2	930.4	\$ 54.48	12	2017 SUNFLOWER BD MTG DEINES DEN 121517	Travel
2	930.4	\$ 31.55	12	2017 SUNFLOWER BD MTG DEINES DEN 121517	Travel
2	930.4	\$ 28.40	4	2017 SUNFLOWER BD MTG FIRST NATI 03/17 DARRIN	Travel
2	930.4	\$ 24.53	4	2017 SUNFLOWER BD MTG FIRST NATI 03/17 DARRIN	Travel
2	930.4	\$ 14.20	4	2017 SUNFLOWER BD MTG FIRST NATI 03/17 DARRIN	Travel
2	930.4	\$ 3.71	7	2017 SUNFLOWER BD MTG FIRST NATI 06/17 DARRIN	Travel
2	930.4	\$ 3.21	7	2017 SUNFLOWER BD MTG FIRST NATI 06/17 DARRIN	Travel
2	930.4	\$ 1.86	7	2017 SUNFLOWER BD MTG FIRST NATI 06/17 DARRIN	Travel
2	930.4	\$ 11.42	4	2017 SUNFLOWER ELEC E FIRST NATI 03/17 DARRIN	Travel
2	930.4	\$ 9.86	4	2017 SUNFLOWER ELEC E FIRST NATI 03/17 DARRIN	Travel
2	930.4	\$ 5.71	4	2017 SUNFLOWER ELEC E FIRST NATI 03/17 DARRIN	Travel
2	930.4	\$ 4.71	10	2017 SUNFLOWER MTG-LU FIRST NATI 09/17 DENNIS	Travel
2	930.4	\$ 4.07	10	2017 SUNFLOWER MTG-LU FIRST NATI 09/17 DENNIS	Travel
2	930.4	\$ 2.35	10	2017 SUNFLOWER MTG-LU FIRST NATI 09/17 DENNIS	Travel
2	930.4	\$ 69.47	3	2017 TECH ADVANTAGE-C FIRST NATI 02/17 CRAIG	Training / Education
2	930.4	\$ 60.00	3	2017 TECH ADVANTAGE-C FIRST NATI 02/17 CRAIG	Training / Education
2	930.4	\$ 34.73	3	2017 TECH ADVANTAGE-C FIRST NATI 02/17 CRAIG	Training / Education
2	930.5	\$ 58.77	11	2017 DISTRIBUTE INSURANCE - DOM	Insurance - DOM
2	935	\$ 5.44	11	2017 DISTRIBUTE VACATION	Employee Benefit - Vacation
2	930.4	\$ 346.03	4	2017 TECH ADVANTAGE-S FIRST NATI 03/17 CRAIG	Training / Education
2	930.4	\$ 298.84	4	2017 TECH ADVANTAGE-S FIRST NATI 03/17 CRAIG	Training / Education
2	930.4	\$ 173.01	4	2017 TECH ADVANTAGE-S FIRST NATI 03/17 CRAIG	Training / Education
2	935	\$ 4.96	11	2017 DISTRIBUTE SAFETY	Safety
2	935	\$ 8.61	11	2017 DISTRIBUTE WC INSURANCE	Employee Benefit - Work Comp Insurance
2	930.4	\$ 3.43	10	2017 TECH COMMITTEE D FIRST NATI 09/17 CRAIG	Training / Education
2	930.4	\$ 2.96	10	2017 TECH COMMITTEE D FIRST NATI 09/17 CRAIG	Training / Education
2	930.4	\$ 1.72	10	2017 TECH COMMITTEE D FIRST NATI 09/17 CRAIG	Training / Education
2	930.4	\$ 21.12	10	2017 TECH COMMITTEE L FIRST NATI 09/17 OFFICE	Training / Education
2	930.4	\$ 18.24	10	2017 TECH COMMITTEE L FIRST NATI 09/17 OFFICE	Training / Education
2	930.4	\$ 10.56	10	2017 TECH COMMITTEE L FIRST NATI 09/17 OFFICE	Training / Education
2	930.4	\$ 11.74	11	2017 TECH COMMITTEE L FIRST NATI 10/17 OFFICE	Training / Education
2	935.1	\$ 164.74	11	2017 DISTRIBUTE VACATION	Employee Benefit - Vacation
2	930.4	\$ 11.74	11	2017 TECH COMMITTEE L FIRST NATI 10/17 OFFICE	Training / Education
2	930.4	\$ 10.14	11	2017 TECH COMMITTEE L FIRST NATI 10/17 OFFICE	Training / Education
2	930.4	\$ 10.14	11	2017 TECH COMMITTEE L FIRST NATI 10/17 OFFICE	Training / Education
2	930.4	\$ 5.88	11	2017 TECH COMMITTEE L FIRST NATI 10/17 OFFICE	Training / Education
2	935.1	\$ 149.81	11	2017 DISTRIBUTE SAFETY	Safety
2	930.4	\$ 5.88	11	2017 TECH COMMITTEE L FIRST NATI 10/17 OFFICE	Training / Education
2	930.4	\$ 3.02	11	2017 TECH COMMITTEE-D FIRST NATI 10/17 CRAIG	Training / Education
2	930.4	\$ 3.02	11	2017 TECH COMMITTEE-D FIRST NATI 10/17 CRAIG	Training / Education
2	930.4	\$ 2.61	11	2017 TECH COMMITTEE-D FIRST NATI 10/17 CRAIG	Training / Education
2	930.4	\$ 2.61	11	2017 TECH COMMITTEE-D FIRST NATI 10/17 CRAIG	Training / Education
2	930.4	\$ 1.51	11	2017 TECH COMMITTEE-D FIRST NATI 10/17 CRAIG	Training / Education
2	930.4	\$ 1.51	11	2017 TECH COMMITTEE-D FIRST NATI 10/17 CRAIG	Training / Education
2	930.4	\$ 3.02	12	2017 TECH STEERING CO FIRST NATI 11/17 CRAIG	Training / Education
2	930.4	\$ 2.61	12	2017 TECH STEERING CO FIRST NATI 11/17 CRAIG	Training / Education
2	930.4	\$ 1.51	12	2017 TECH STEERING CO FIRST NATI 11/17 CRAIG	Training / Education
2	930.4	\$ 13.70	12	2017 TECH STEERING CO FIRST NATI 11/17 OFFICE	Training / Education
2	930.4	\$ 11.84	12	2017 TECH STEERING CO FIRST NATI 11/17 OFFICE	Training / Education
2	930.4	\$ 6.85	12	2017 TECH STEERING CO FIRST NATI 11/17 OFFICE	Training / Education
2	930.42	\$ 220.00	8	2017 SBM-CONVERSATION KANSAS ELE 134455	Training / Education
2	930.42	\$ 190.00	8	2017 SBM-CONVERSATION KANSAS ELE 134455	Training / Education
2	930.42	\$ 110.00	8	2017 SBM-CONVERSATION KANSAS ELE 134455	Training / Education
2	930.42	\$ 330.00	8	2017 SBM-COOP STRUCTU KANSAS ELE 134455	Training / Education
2	930.42	\$ 285.00	8	2017 SBM-COOP STRUCTU KANSAS ELE 134455	Training / Education
2	930.42	\$ 165.00	8	2017 SBM-COOP STRUCTU KANSAS ELE 134455	Training / Education
2	930.42	\$ 378.40	8	2017 SBM-REGISTRATION KANSAS ELE 134455	Training / Education
2	930.42	\$ 326.80	8	2017 SBM-REGISTRATION KANSAS ELE 134455	Training / Education
2	930.42	\$ 189.20	8	2017 SBM-REGISTRATION KANSAS ELE 134455	Training / Education
2	935.1	\$ 68.69	11	2017 TRANSPORTATION CLEARING 184.100	Travel
2	935.1	\$ 260.56	11	2017 DISTRIBUTE WC INSURANCE	Employee Benefit - Work Comp Insurance
2	935.1	\$ 146.22	11	2017 DISTRIBUTE VACATION	Employee Benefit - Vacation

2	930.42	\$	33.88	8	2017 SBM-ROYALS TICKE KANSAS ELE 134455	Excludable Employee Benefits
2	930.42	\$	29.26	8	2017 SBM-ROYALS TICKE KANSAS ELE 134455	Excludable Employee Benefits
2	930.42	\$	16.94	8	2017 SBM-ROYALS TICKE KANSAS ELE 134455	Excludable Employee Benefits
2	935.1	\$	122.04	11	2017 DISTRIBUTE SAFETY	Safety
2	930.42	\$	2.82	10	2017 SEPC & MKEC BD M JOY FRANK 101317	Board Member Per Diem & Mileage
2	930.42	\$	2.44	10	2017 SEPC & MKEC BD M JOY FRANK 101317	Board Member Per Diem & Mileage
2	930.42	\$	1.42	10	2017 SEPC & MKEC BD M JOY FRANK 101317	Board Member Per Diem & Mileage
2	930.42	\$	22.00	10	2017 SEPC & MKEC BOAR EVANS LARR 101217	Board Member Per Diem & Mileage
2	930.42	\$	19.00	10	2017 SEPC & MKEC BOAR EVANS LARR 101217	Board Member Per Diem & Mileage
2	930.42	\$	11.00	10	2017 SEPC & MKEC BOAR EVANS LARR 101217	Board Member Per Diem & Mileage
2	930.42	\$	264.00	10	2017 SEPC & MKEC BOAR JOY FRANK 101317	Board Member Per Diem & Mileage
2	930.42	\$	228.00	10	2017 SEPC & MKEC BOAR JOY FRANK 101317	Board Member Per Diem & Mileage
2	930.42	\$	132.00	10	2017 SEPC & MKEC BOAR JOY FRANK 101317	Board Member Per Diem & Mileage
2	930.42	\$	22.00	11	2017 SUNFLOWER BD MTG EVANS LARR 111617	Board Member Per Diem & Mileage
2	930.42	\$	22.00	11	2017 SUNFLOWER BD MTG EVANS LARR 111617	Board Member Per Diem & Mileage
2	930.42	\$	19.00	11	2017 SUNFLOWER BD MTG EVANS LARR 111617	Board Member Per Diem & Mileage
2	930.42	\$	19.00	11	2017 SUNFLOWER BD MTG EVANS LARR 111617	Board Member Per Diem & Mileage
2	930.42	\$	11.00	11	2017 SUNFLOWER BD MTG EVANS LARR 111617	Board Member Per Diem & Mileage
2	930.42	\$	11.00	11	2017 SUNFLOWER BD MTG EVANS LARR 111617	Board Member Per Diem & Mileage
2	930.42	\$	121.00	12	2017 SUNFLOWER BD MTG EVANS LARR 122117	Board Member Per Diem & Mileage
2	930.42	\$	104.50	12	2017 SUNFLOWER BD MTG EVANS LARR 122117	Board Member Per Diem & Mileage
2	930.42	\$	60.50	12	2017 SUNFLOWER BD MTG EVANS LARR 122117	Board Member Per Diem & Mileage
2	930.42	\$	396.00	12	2017 SUNFLOWER BD MTG JOY FRANK 121617	Board Member Per Diem & Mileage
2	930.42	\$	92.35	12	2017 SUNFLOWER BD MTG JOY FRANK 121617	Board Member Per Diem & Mileage
2	930.42	\$	342.00	12	2017 SUNFLOWER BD MTG JOY FRANK 121617	Board Member Per Diem & Mileage
2	930.42	\$	79.75	12	2017 SUNFLOWER BD MTG JOY FRANK 121617	Board Member Per Diem & Mileage
2	935.1	\$	63.03	11	2017 TRANSPORTATION CLEARING 184.100	Travel
2	935.1	\$	231.27	11	2017 DISTRIBUTE WC INSURANCE	Employee Benefit - Work Comp Insurance
2	935.1	\$	84.53	11	2017 DISTRIBUTE VACATION	Employee Benefit - Vacation
2	930.42	\$	198.00	12	2017 SUNFLOWER BD MTG JOY FRANK 121617	Board Member Per Diem & Mileage
2	930.42	\$	46.18	12	2017 SUNFLOWER BD MTG JOY FRANK 121617	Board Member Per Diem & Mileage
2	930.42	\$	77.66	12	2017 SUNFLOWER BD MTG JOY FRANK 121617A	Board Member Per Diem & Mileage
2	930.42	\$	67.07	12	2017 SUNFLOWER BD MTG JOY FRANK 121617A	Board Member Per Diem & Mileage
2	935.1	\$	112.59	11	2017 DISTRIBUTE SAFETY	Safety
2	930.42	\$	38.83	12	2017 SUNFLOWER BD MTG JOY FRANK 121617A	Board Member Per Diem & Mileage
2	930.42	\$	22.00	10	2017 SUNFLOWER MEETIN EVANS LARR 101917	Board Member Per Diem & Mileage
2	930.42	\$	19.00	10	2017 SUNFLOWER MEETIN EVANS LARR 101917	Board Member Per Diem & Mileage
2	930.42	\$	11.00	10	2017 SUNFLOWER MEETIN EVANS LARR 101917	Board Member Per Diem & Mileage
2	930.42	\$	871.42	4	2017 SUSAN ROHLEDER N FIRST NATI 03/17 DARRIN	Board Member Per Diem & Mileage
2	930.42	\$	752.59	4	2017 SUSAN ROHLEDER N FIRST NATI 03/17 DARRIN	Board Member Per Diem & Mileage
2	930.42	\$	435.71	4	2017 SUSAN ROHLEDER N FIRST NATI 03/17 DARRIN	Board Member Per Diem & Mileage
2	930.42	\$	2.85	10	2017 TKT 4590 DONUTS MALSAM STA 100617	Excludable Employee Benefits
2	930.42	\$	2.46	10	2017 TKT 4590 DONUTS MALSAM STA 100617	Excludable Employee Benefits
2	930.42	\$	1.43	10	2017 TKT 4590 DONUTS MALSAM STA 100617	Excludable Employee Benefits
2	930.42	\$	132.00	9	2017 UNION NEGOTIATIO CROSSLAND 072517	Board Member Per Diem & Mileage
2	930.42	\$	3.53	9	2017 UNION NEGOTIATIO CROSSLAND 072517	Board Member Per Diem & Mileage
2	930.42	\$	114.00	9	2017 UNION NEGOTIATIO CROSSLAND 072517	Board Member Per Diem & Mileage
2	930.42	\$	3.05	9	2017 UNION NEGOTIATIO CROSSLAND 072517	Board Member Per Diem & Mileage
2	930.42	\$	66.00	9	2017 UNION NEGOTIATIO CROSSLAND 072517	Board Member Per Diem & Mileage
2	930.42	\$	1.77	9	2017 UNION NEGOTIATIO CROSSLAND 072517	Board Member Per Diem & Mileage
2	930.5	\$	132.00	9	2017 SEPTEMBER BOARD CROSSLAND 092117	Board Member Per Diem & Mileage
2	930.5	\$	3.53	9	2017 SEPTEMBER BOARD CROSSLAND 092117	Board Member Per Diem & Mileage
2	930.5	\$	114.00	9	2017 SEPTEMBER BOARD CROSSLAND 092117	Board Member Per Diem & Mileage
2	930.5	\$	3.05	9	2017 SEPTEMBER BOARD CROSSLAND 092117	Board Member Per Diem & Mileage
2	930.5	\$	66.00	9	2017 SEPTEMBER BOARD CROSSLAND 092117	Board Member Per Diem & Mileage
2	930.5	\$	1.77	9	2017 SEPTEMBER BOARD CROSSLAND 092117	Board Member Per Diem & Mileage
2	935.1	\$	38.27	11	2017 TRANSPORTATION CLEARING 184.100	Travel
2	935.1	\$	133.70	11	2017 DISTRIBUTE WC INSURANCE	Employee Benefit - Work Comp Insurance
2	930.5	\$	132.00	9	2017 SEPTEMBER BOARD EVANS LARR 092117	Board Member Per Diem & Mileage
2	930.5	\$	13.54	9	2017 SEPTEMBER BOARD EVANS LARR 092117	Board Member Per Diem & Mileage
2	930.5	\$	114.00	9	2017 SEPTEMBER BOARD EVANS LARR 092117	Board Member Per Diem & Mileage
2	930.5	\$	11.69	9	2017 SEPTEMBER BOARD EVANS LARR 092117	Board Member Per Diem & Mileage
2	930.5	\$	66.00	9	2017 SEPTEMBER BOARD EVANS LARR 092117	Board Member Per Diem & Mileage
2	930.5	\$	6.77	9	2017 SEPTEMBER BOARD EVANS LARR 092117	Board Member Per Diem & Mileage
2	930.5	\$	132.00	9	2017 SEPTEMBER BOARD HOBBS TERR 092117	Board Member Per Diem & Mileage
2	930.5	\$	4.71	9	2017 SEPTEMBER BOARD HOBBS TERR 092117	Board Member Per Diem & Mileage
2	930.5	\$	114.00	9	2017 SEPTEMBER BOARD HOBBS TERR 092117	Board Member Per Diem & Mileage
2	930.5	\$	4.07	9	2017 SEPTEMBER BOARD HOBBS TERR 092117	Board Member Per Diem & Mileage
2	930.5	\$	66.00	9	2017 SEPTEMBER BOARD HOBBS TERR 092117	Board Member Per Diem & Mileage
2	930.5	\$	2.35	9	2017 SEPTEMBER BOARD HOBBS TERR 092117	Board Member Per Diem & Mileage
2	930.5	\$	132.00	9	2017 SEPTEMBER BOARD JOY FRANK 092117	Board Member Per Diem & Mileage
2	930.5	\$	8.24	9	2017 SEPTEMBER BOARD JOY FRANK 092117	Board Member Per Diem & Mileage
2	930.5	\$	114.00	9	2017 SEPTEMBER BOARD JOY FRANK 092117	Board Member Per Diem & Mileage
2	930.5	\$	7.12	9	2017 SEPTEMBER BOARD JOY FRANK 092117	Board Member Per Diem & Mileage
2	930.5	\$	66.00	9	2017 SEPTEMBER BOARD JOY FRANK 092117	Board Member Per Diem & Mileage
2	930.5	\$	4.11	9	2017 SEPTEMBER BOARD JOY FRANK 092117	Board Member Per Diem & Mileage
2	930.5	\$	132.00	9	2017 SEPTEMBER BOARD KELLER MEL 092117	Board Member Per Diem & Mileage
2	930.5	\$	8.47	9	2017 SEPTEMBER BOARD KELLER MEL 092117	Board Member Per Diem & Mileage
2	930.5	\$	114.00	9	2017 SEPTEMBER BOARD KELLER MEL 092117	Board Member Per Diem & Mileage
2	935.3	\$	120.63	11	2017 DISTRIBUTE VACATION	Employee Benefit - Vacation
2	930.5	\$	7.32	9	2017 SEPTEMBER BOARD KELLER MEL 092117	Board Member Per Diem & Mileage
2	930.5	\$	66.00	9	2017 SEPTEMBER BOARD KELLER MEL 092117	Board Member Per Diem & Mileage
2	930.5	\$	4.24	9	2017 SEPTEMBER BOARD KELLER MEL 092117	Board Member Per Diem & Mileage
2	930.5	\$	132.00	9	2017 SEPTEMBER BOARD LUETTERS C 092117	Board Member Per Diem & Mileage
2	930.5	\$	6.59	9	2017 SEPTEMBER BOARD LUETTERS C 092117	Board Member Per Diem & Mileage
2	930.5	\$	114.00	9	2017 SEPTEMBER BOARD LUETTERS C 092117	Board Member Per Diem & Mileage
2	935.3	\$	109.69	11	2017 DISTRIBUTE SAFETY	Safety

2	935.3	\$	150.86	11	2017 TRANSPORTATION CLEARING 184.100	Travel
2	935.3	\$	190.79	11	2017 DISTRIBUTE WC INSURANCE	Employee Benefit - Work Comp Insurance
2	930.5	\$	5.69	9	2017 SEPTEMBER BOARD LUETTTERS C 092117	Board Member Per Diem & Mileage
2	930.5	\$	66.00	9	2017 SEPTEMBER BOARD LUETTTERS C 092117	Board Member Per Diem & Mileage
2	930.5	\$	3.30	9	2017 SEPTEMBER BOARD LUETTTERS C 092117	Board Member Per Diem & Mileage
2	935.3	\$	24.18	11	2017 DISTRIBUTE VACATION	Employee Benefit - Vacation
2	930.5	\$	132.00	9	2017 SEPTEMBER BOARD ROHLEDER S 092117	Board Member Per Diem & Mileage
2	930.5	\$	6.83	9	2017 SEPTEMBER BOARD ROHLEDER S 092117	Board Member Per Diem & Mileage
2	930.5	\$	114.00	9	2017 SEPTEMBER BOARD ROHLEDER S 092117	Board Member Per Diem & Mileage
2	930.5	\$	5.90	9	2017 SEPTEMBER BOARD ROHLEDER S 092117	Board Member Per Diem & Mileage
2	935.3	\$	32.21	11	2017 DISTRIBUTE SAFETY	Safety
2	935.3	\$	38.24	11	2017 DISTRIBUTE WC INSURANCE	Employee Benefit - Work Comp Insurance
2	920	\$	497.51	12	2017 DISTRIBUTE VACATION	Employee Benefit - Vacation
2	920	\$	735.34	12	2017 DISTRIBUTE SAFETY	Safety
2	920	\$	945.93	12	2017 DISTRIBUTE WC INSURANCE	Employee Benefit - Work Comp Insurance
2	920	\$	430.55	12	2017 DISTRIBUTE VACATION	Employee Benefit - Vacation
2	920	\$	393.94	12	2017 DISTRIBUTE SAFETY	Safety
2	920	\$	818.61	12	2017 DISTRIBUTE WC INSURANCE	Employee Benefit - Work Comp Insurance
2	920	\$	260.94	12	2017 DISTRIBUTE VACATION	Employee Benefit - Vacation
2	920	\$	446.07	12	2017 DISTRIBUTE SAFETY	Safety
2	920	\$	496.14	12	2017 DISTRIBUTE WC INSURANCE	Employee Benefit - Work Comp Insurance
2	930.5	\$	66.00	9	2017 SEPTEMBER BOARD ROHLEDER S 092117	Board Member Per Diem & Mileage
2	930.5	\$	3.41	9	2017 SEPTEMBER BOARD ROHLEDER S 092117	Board Member Per Diem & Mileage
2	930.5	\$	132.00	9	2017 SEPTEMBER BOARD SCHAUS RIC 092117	Board Member Per Diem & Mileage
2	930.5	\$	3.30	9	2017 SEPTEMBER BOARD SCHAUS RIC 092117	Board Member Per Diem & Mileage
2	930.5	\$	114.00	9	2017 SEPTEMBER BOARD SCHAUS RIC 092117	Board Member Per Diem & Mileage
2	930.5	\$	2.85	9	2017 SEPTEMBER BOARD SCHAUS RIC 092117	Board Member Per Diem & Mileage
2	930.5	\$	66.00	9	2017 SEPTEMBER BOARD SCHAUS RIC 092117	Board Member Per Diem & Mileage
2	930.5	\$	1.64	9	2017 SEPTEMBER BOARD SCHAUS RIC 092117	Board Member Per Diem & Mileage
2	930.5	\$	132.00	9	2017 SEPTEMBER BOARD WEINHOLD D 092117	Board Member Per Diem & Mileage
2	930.5	\$	23.54	9	2017 SEPTEMBER BOARD WEINHOLD D 092117	Board Member Per Diem & Mileage
2	930.5	\$	114.00	9	2017 SEPTEMBER BOARD WEINHOLD D 092117	Board Member Per Diem & Mileage
2	930.5	\$	20.33	9	2017 SEPTEMBER BOARD WEINHOLD D 092117	Board Member Per Diem & Mileage
2	930.5	\$	66.00	9	2017 SEPTEMBER BOARD WEINHOLD D 092117	Board Member Per Diem & Mileage
2	930.5	\$	11.77	9	2017 SEPTEMBER BOARD WEINHOLD D 092117	Board Member Per Diem & Mileage
2	930.5	\$	132.00	9	2017 SEPTEMBER SUNFLO JOY FRANK SEP2017	Board Member Per Diem & Mileage
2	930.5	\$	1.41	9	2017 SEPTEMBER SUNFLO JOY FRANK SEP2017	Board Member Per Diem & Mileage
2	930.5	\$	114.00	9	2017 SEPTEMBER SUNFLO JOY FRANK SEP2017	Board Member Per Diem & Mileage
2	930.5	\$	1.22	9	2017 SEPTEMBER SUNFLO JOY FRANK SEP2017	Board Member Per Diem & Mileage
2	930.5	\$	66.00	9	2017 SEPTEMBER SUNFLO JOY FRANK SEP2017	Board Member Per Diem & Mileage
2	930.5	\$	0.71	9	2017 SEPTEMBER SUNFLO JOY FRANK SEP2017	Board Member Per Diem & Mileage
2	930.5	\$	132.00	8	2017 SPECIAL BOARD ME CROSSLAND 080917	Board Member Per Diem & Mileage
2	930.5	\$	3.53	8	2017 SPECIAL BOARD ME CROSSLAND 080917	Board Member Per Diem & Mileage
2	930.5	\$	114.00	8	2017 SPECIAL BOARD ME CROSSLAND 080917	Board Member Per Diem & Mileage
2	930.5	\$	3.05	8	2017 SPECIAL BOARD ME CROSSLAND 080917	Board Member Per Diem & Mileage
2	930.5	\$	66.00	8	2017 SPECIAL BOARD ME CROSSLAND 080917	Board Member Per Diem & Mileage
2	930.5	\$	1.77	8	2017 SPECIAL BOARD ME CROSSLAND 080917	Board Member Per Diem & Mileage
2	930.5	\$	132.00	9	2017 SPECIAL BOARD ME CROSSLAND 091317	Board Member Per Diem & Mileage
2	930.5	\$	3.53	9	2017 SPECIAL BOARD ME CROSSLAND 091317	Board Member Per Diem & Mileage
2	930.5	\$	114.00	9	2017 SPECIAL BOARD ME CROSSLAND 091317	Board Member Per Diem & Mileage
2	930.5	\$	3.05	9	2017 SPECIAL BOARD ME CROSSLAND 091317	Board Member Per Diem & Mileage
2	930.5	\$	66.00	9	2017 SPECIAL BOARD ME CROSSLAND 091317	Board Member Per Diem & Mileage
2	930.5	\$	1.77	9	2017 SPECIAL BOARD ME CROSSLAND 091317	Board Member Per Diem & Mileage
2	930.5	\$	132.00	10	2017 SPECIAL BOARD ME CROSSLAND 100617	Board Member Per Diem & Mileage
2	930.5	\$	3.53	10	2017 SPECIAL BOARD ME CROSSLAND 100617	Board Member Per Diem & Mileage
2	930.5	\$	114.00	10	2017 SPECIAL BOARD ME CROSSLAND 100617	Board Member Per Diem & Mileage
2	930.5	\$	3.05	10	2017 SPECIAL BOARD ME CROSSLAND 100617	Board Member Per Diem & Mileage
2	930.5	\$	66.00	10	2017 SPECIAL BOARD ME CROSSLAND 100617	Board Member Per Diem & Mileage
2	930.5	\$	1.77	10	2017 SPECIAL BOARD ME CROSSLAND 100617	Board Member Per Diem & Mileage
2	930.5	\$	132.00	8	2017 SPECIAL BOARD ME EVANS LARR 080917	Board Member Per Diem & Mileage
2	930.5	\$	13.54	8	2017 SPECIAL BOARD ME EVANS LARR 080917	Board Member Per Diem & Mileage
2	930.5	\$	114.00	8	2017 SPECIAL BOARD ME EVANS LARR 080917	Board Member Per Diem & Mileage
2	930.5	\$	11.69	8	2017 SPECIAL BOARD ME EVANS LARR 080917	Board Member Per Diem & Mileage
2	930.5	\$	66.00	8	2017 SPECIAL BOARD ME EVANS LARR 080917	Board Member Per Diem & Mileage
2	921	\$	2,366.66	11	2017 CR CARD PROC FEE-EFT ACH DIRECT	Banking Fees
2	921	\$	2,043.94	11	2017 CR CARD PROC FEE-EFT ACH DIRECT	Banking Fees
2	930.5	\$	6.77	8	2017 SPECIAL BOARD ME EVANS LARR 080917	Board Member Per Diem & Mileage
2	930.5	\$	132.00	9	2017 SPECIAL BOARD ME EVANS LARR 091317	Board Member Per Diem & Mileage
2	930.5	\$	13.54	9	2017 SPECIAL BOARD ME EVANS LARR 091317	Board Member Per Diem & Mileage
2	921	\$	1,119.85	12	2017 DISTRIBUTE PREPAID MAINTENANCE	Software
2	921	\$	243.13	12	2017 DISTRIBUTE PREPAID OFFICE SUPPLIES	Software
2	921	\$	905.23	12	2017 DISTRIBUTE PREPAID ST MAINTENANCE	Software
2	921	\$	(9.90)	12	2017 RETURN EFT/BANK CHARGE	Banking Fees
2	930.5	\$	114.00	9	2017 SPECIAL BOARD ME EVANS LARR 091317	Board Member Per Diem & Mileage
2	930.5	\$	11.69	9	2017 SPECIAL BOARD ME EVANS LARR 091317	Board Member Per Diem & Mileage
2	930.5	\$	66.00	9	2017 SPECIAL BOARD ME EVANS LARR 091317	Board Member Per Diem & Mileage
2	930.5	\$	6.77	9	2017 SPECIAL BOARD ME EVANS LARR 091317	Board Member Per Diem & Mileage
2	930.5	\$	132.00	10	2017 SPECIAL BOARD ME EVANS LARR 100617	Board Member Per Diem & Mileage
2	930.5	\$	13.54	10	2017 SPECIAL BOARD ME EVANS LARR 100617	Board Member Per Diem & Mileage
2	930.5	\$	114.00	10	2017 SPECIAL BOARD ME EVANS LARR 100617	Board Member Per Diem & Mileage
2	930.5	\$	11.69	10	2017 SPECIAL BOARD ME EVANS LARR 100617	Board Member Per Diem & Mileage
2	930.5	\$	66.00	10	2017 SPECIAL BOARD ME EVANS LARR 100617	Board Member Per Diem & Mileage
2	930.5	\$	6.77	10	2017 SPECIAL BOARD ME EVANS LARR 100617	Board Member Per Diem & Mileage
2	930.5	\$	132.00	8	2017 SPECIAL BOARD ME HOBBS TERR 080917	Board Member Per Diem & Mileage
2	930.5	\$	4.71	8	2017 SPECIAL BOARD ME HOBBS TERR 080917	Board Member Per Diem & Mileage
2	930.5	\$	114.00	8	2017 SPECIAL BOARD ME HOBBS TERR 080917	Board Member Per Diem & Mileage
2	930.5	\$	4.07	8	2017 SPECIAL BOARD ME HOBBS TERR 080917	Board Member Per Diem & Mileage



2	921	\$	1,026.75	12	2017 CR CARD PROC FEE-EFT ACH DIRECT	Banking Fees
2	930.5	\$	6.83	10	2017 SPECIAL BOARD ME ROHLEDER S 100617	Board Member Per Diem & Mileage
2	930.5	\$	114.00	10	2017 SPECIAL BOARD ME ROHLEDER S 100617	Board Member Per Diem & Mileage
2	930.5	\$	5.90	10	2017 SPECIAL BOARD ME ROHLEDER S 100617	Board Member Per Diem & Mileage
2	921	\$	559.93	12	2017 DISTRIBUTE PREPAID MAINTENANCE	Software
2	921	\$	121.57	12	2017 DISTRIBUTE PREPAID OFFICE SUPPLIES	Software
2	921	\$	452.62	12	2017 DISTRIBUTE PREPAID ST MAINTENANCE	Software
2	930.5	\$	66.00	10	2017 SPECIAL BOARD ME ROHLEDER S 100617	Board Member Per Diem & Mileage
2	930.5	\$	3.41	10	2017 SPECIAL BOARD ME ROHLEDER S 100617	Board Member Per Diem & Mileage
2	930.5	\$	132.00	8	2017 SPECIAL BOARD ME SCHAUS RIC 080917	Board Member Per Diem & Mileage
2	930.5	\$	3.30	8	2017 SPECIAL BOARD ME SCHAUS RIC 080917	Board Member Per Diem & Mileage
2	930.5	\$	114.00	8	2017 SPECIAL BOARD ME SCHAUS RIC 080917	Board Member Per Diem & Mileage
2	930.5	\$	2.85	8	2017 SPECIAL BOARD ME SCHAUS RIC 080917	Board Member Per Diem & Mileage
2	930.5	\$	66.00	8	2017 SPECIAL BOARD ME SCHAUS RIC 080917	Board Member Per Diem & Mileage
2	930.5	\$	1.64	8	2017 SPECIAL BOARD ME SCHAUS RIC 080917	Board Member Per Diem & Mileage
2	930.5	\$	132.00	9	2017 SPECIAL BOARD ME SCHAUS RIC 091317	Board Member Per Diem & Mileage
2	930.5	\$	3.30	9	2017 SPECIAL BOARD ME SCHAUS RIC 091317	Board Member Per Diem & Mileage
2	930.5	\$	114.00	9	2017 SPECIAL BOARD ME SCHAUS RIC 091317	Board Member Per Diem & Mileage
2	925	\$	(1,816.83)	12	2017 DISTRIBUTE SAFETY	Safety
2	930.5	\$	2.85	9	2017 SPECIAL BOARD ME SCHAUS RIC 091317	Board Member Per Diem & Mileage
2	930.5	\$	66.00	9	2017 SPECIAL BOARD ME SCHAUS RIC 091317	Board Member Per Diem & Mileage
2	930.5	\$	1.64	9	2017 SPECIAL BOARD ME SCHAUS RIC 091317	Board Member Per Diem & Mileage
2	930.5	\$	132.00	10	2017 SPECIAL BOARD ME SCHAUS RIC 100617	Board Member Per Diem & Mileage
2	930.5	\$	3.30	10	2017 SPECIAL BOARD ME SCHAUS RIC 100617	Board Member Per Diem & Mileage
2	930.5	\$	114.00	10	2017 SPECIAL BOARD ME SCHAUS RIC 100617	Board Member Per Diem & Mileage
2	930.5	\$	2.85	10	2017 SPECIAL BOARD ME SCHAUS RIC 100617	Board Member Per Diem & Mileage
2	930.5	\$	66.00	10	2017 SPECIAL BOARD ME SCHAUS RIC 100617	Board Member Per Diem & Mileage
2	930.5	\$	1.64	10	2017 SPECIAL BOARD ME SCHAUS RIC 100617	Board Member Per Diem & Mileage
2	930.5	\$	132.00	8	2017 SPECIAL BOARD ME WEINHOLD D 080917	Board Member Per Diem & Mileage
2	930.5	\$	23.54	8	2017 SPECIAL BOARD ME WEINHOLD D 080917	Board Member Per Diem & Mileage
2	930.5	\$	114.00	8	2017 SPECIAL BOARD ME WEINHOLD D 080917	Board Member Per Diem & Mileage
2	925	\$	(2,662.92)	12	2017 DISTRIBUTE SAFETY	Safety
2	930.5	\$	20.33	8	2017 SPECIAL BOARD ME WEINHOLD D 080917	Board Member Per Diem & Mileage
2	925	\$	(700.06)	12	2017 DISTRIBUTE SAFETY	Safety
2	925	\$	(246.62)	12	2017 DISTRIBUTE SAFETY	Safety
2	925	\$	(1,386.78)	12	2017 DISTRIBUTE SAFETY	Safety
2	930.5	\$	66.00	8	2017 SPECIAL BOARD ME WEINHOLD D 080917	Board Member Per Diem & Mileage
2	930.5	\$	11.77	8	2017 SPECIAL BOARD ME WEINHOLD D 080917	Board Member Per Diem & Mileage
2	930.5	\$	132.00	9	2017 SPECIAL BOARD ME WEINHOLD D 091317	Board Member Per Diem & Mileage
2	930.5	\$	23.54	9	2017 SPECIAL BOARD ME WEINHOLD D 091317	Board Member Per Diem & Mileage
2	930.5	\$	114.00	9	2017 SPECIAL BOARD ME WEINHOLD D 091317	Board Member Per Diem & Mileage
2	930.5	\$	20.33	9	2017 SPECIAL BOARD ME WEINHOLD D 091317	Board Member Per Diem & Mileage
2	930.5	\$	66.00	9	2017 SPECIAL BOARD ME WEINHOLD D 091317	Board Member Per Diem & Mileage
2	930.5	\$	11.77	9	2017 SPECIAL BOARD ME WEINHOLD D 091317	Board Member Per Diem & Mileage
2	930.5	\$	132.00	10	2017 SPECIAL BOARD ME WEINHOLD D 100617	Board Member Per Diem & Mileage
2	925	\$	(768.73)	12	2017 DISTRIBUTE SAFETY	Safety
2	930.5	\$	23.54	10	2017 SPECIAL BOARD ME WEINHOLD D 100617	Board Member Per Diem & Mileage
2	925	\$	(604.60)	12	2017 DISTRIBUTE SAFETY	Safety
2	925	\$	1,038.60	12	2017 TRANSPORTATION CLEARING 184.100	Travel
2	925	\$	(3,521.47)	12	2017 DISTRIBUTE SAFETY	Safety
2	930.5	\$	114.00	10	2017 SPECIAL BOARD ME WEINHOLD D 100617	Board Member Per Diem & Mileage
2	930.5	\$	20.33	10	2017 SPECIAL BOARD ME WEINHOLD D 100617	Board Member Per Diem & Mileage
2	930.5	\$	66.00	10	2017 SPECIAL BOARD ME WEINHOLD D 100617	Board Member Per Diem & Mileage
2	930.5	\$	11.77	10	2017 SPECIAL BOARD ME WEINHOLD D 100617	Board Member Per Diem & Mileage
2	930.5	\$	22.00	9	2017 SUNFLOWER BD MTG EVANS LARR 092117	Board Member Per Diem & Mileage
2	930.5	\$	19.00	9	2017 SUNFLOWER BD MTG EVANS LARR 092117	Board Member Per Diem & Mileage
2	930.5	\$	11.00	9	2017 SUNFLOWER BD MTG EVANS LARR 092117	Board Member Per Diem & Mileage
2	930.5	\$	22.00	1	2017 SUNFLOWER MEETIN EVANS LARR 011917	Board Member Per Diem & Mileage
2	930.5	\$	19.00	1	2017 SUNFLOWER MEETIN EVANS LARR 011917	Board Member Per Diem & Mileage
2	930.5	\$	11.00	1	2017 SUNFLOWER MEETIN EVANS LARR 011917	Board Member Per Diem & Mileage
2	930.5	\$	22.00	2	2017 SUNFLOWER MEETIN EVANS LARR 021617	Board Member Per Diem & Mileage
2	930.5	\$	19.00	2	2017 SUNFLOWER MEETIN EVANS LARR 021617	Board Member Per Diem & Mileage
2	930.5	\$	11.00	2	2017 SUNFLOWER MEETIN EVANS LARR 021617	Board Member Per Diem & Mileage
2	930.5	\$	22.00	3	2017 SUNFLOWER MEETIN EVANS LARR 031617	Board Member Per Diem & Mileage
2	930.5	\$	19.00	3	2017 SUNFLOWER MEETIN EVANS LARR 031617	Board Member Per Diem & Mileage
2	930.5	\$	11.00	3	2017 SUNFLOWER MEETIN EVANS LARR 031617	Board Member Per Diem & Mileage
2	925	\$	(1,403.09)	12	2017 DISTRIBUTE SAFETY	Safety
2	930.5	\$	22.00	4	2017 SUNFLOWER MEETIN EVANS LARR 042017	Board Member Per Diem & Mileage
2	925	\$	(350.03)	12	2017 DISTRIBUTE SAFETY	Safety
2	925	\$	(61.39)	12	2017 DISTRIBUTE SAFETY	Safety
2	925	\$	208.90	12	2017 TRANSPORTATION CLEARING 184.100	Travel
2	925.1	\$	599.98	12	2017 DISTRIBUTE INSURANCE - VEH & GENERAL	Insurance
2	925.1	\$	528.56	12	2017 DISTRIBUTE INSURANCE - VEH & GENERAL	Insurance
2	925.1	\$	299.99	12	2017 DISTRIBUTE INSURANCE - VEH & GENERAL	Insurance
2	930.5	\$	19.00	4	2017 SUNFLOWER MEETIN EVANS LARR 042017	Board Member Per Diem & Mileage
2	930.5	\$	11.00	4	2017 SUNFLOWER MEETIN EVANS LARR 042017	Board Member Per Diem & Mileage
2	930.5	\$	22.00	5	2017 SUNFLOWER MEETIN EVANS LARR 051017	Board Member Per Diem & Mileage
2	930.5	\$	19.00	5	2017 SUNFLOWER MEETIN EVANS LARR 051017	Board Member Per Diem & Mileage
2	930.5	\$	11.00	5	2017 SUNFLOWER MEETIN EVANS LARR 051017	Board Member Per Diem & Mileage
2	930.5	\$	22.00	6	2017 SUNFLOWER MEETIN EVANS LARR 060717	Board Member Per Diem & Mileage
2	930.5	\$	19.00	6	2017 SUNFLOWER MEETIN EVANS LARR 060717	Board Member Per Diem & Mileage
2	930.5	\$	11.00	6	2017 SUNFLOWER MEETIN EVANS LARR 060717	Board Member Per Diem & Mileage
2	930.5	\$	22.00	7	2017 SUNFLOWER MEETIN EVANS LARR 072017	Board Member Per Diem & Mileage
2	926	\$	2,280.79	12	2017 DISTRIBUTE CO CONTRIBUTIONS 401K	Employee Benefit - 401(k) Company Match
2	926	\$	3,817.13	12	2017 DISTRIBUTE NRECA PENSION PREPAY	Employee Benefit - NRECA Pension
2	930.5	\$	19.00	7	2017 SUNFLOWER MEETIN EVANS LARR 072017	Board Member Per Diem & Mileage
2	930.5	\$	11.00	7	2017 SUNFLOWER MEETIN EVANS LARR 072017	Board Member Per Diem & Mileage



2	930.5	\$	22.00	8	2017 SUNFLOWER MEETIN EVANS LARR 081717	Board Member Per Diem & Mileage
2	930.5	\$	19.00	8	2017 SUNFLOWER MEETIN EVANS LARR 081717	Board Member Per Diem & Mileage
2	930.5	\$	11.00	8	2017 SUNFLOWER MEETIN EVANS LARR 081717	Board Member Per Diem & Mileage
2	926	\$	9.96	12	2017 TRANSPORTATION CLEARING 184.300	Travel
2	935	\$	156.60	4	2017 RE-KEY OLMITZ DE PULIS LOCK 9164	Building Maintenance
2	935	\$	34.47	2	2017 SHOP KEYS FIRST NATI 01/17 JAY	Building Maintenance
2	935	\$	205.02	4	2017 TRANSFORMER PAD FIRST NATI 03/17 #103	Small Tools / Supplies
2	935	\$	21.72	12	2017 WAREHOUSE BULBS FIRST NATI 11/17 MARK	Building Maintenance
2	935	\$	806.34	2	2017 WAREHOUSE FLOOR SHUBERT HE 580254	Building Maintenance
2	935	\$	379.59	12	2017 WINDOW & DOOR RE COLBY GLAS 83362	Building Maintenance
2	935	\$	327.83	12	2017 WINDOW & DOOR RE COLBY GLAS 83362	Building Maintenance
2	926	\$	1,874.00	12	2017 DISTRIBUTE CO CONTRIBUTIONS 401K	Employee Benefit - 401(k) Company Match
2	926	\$	3,136.33	12	2017 DISTRIBUTE NRECA PENSION PREPAY	Employee Benefit - NRECA Pension
2	935	\$	189.80	12	2017 WINDOW & DOOR RE COLBY GLAS 83362	Building Maintenance
2	935	\$	628.79	12	2017 WINDOW & DOOR RE COLBY GLAS 83414	Building Maintenance
2	935	\$	543.05	12	2017 WINDOW & DOOR RE COLBY GLAS 83414	Building Maintenance
2	935	\$	314.39	12	2017 WINDOW & DOOR RE COLBY GLAS 83414	Building Maintenance
2	935	\$	1,020.95	11	2017 WINDOW REPALCEME COLBY GLAS 83357	Building Maintenance
2	935	\$	1,020.95	11	2017 WINDOW REPALCEME COLBY GLAS 83357	Building Maintenance
2	926	\$	8.63	12	2017 TRANSPORTATION CLEARING 184.300	Travel
2	935	\$	881.73	11	2017 WINDOW REPALCEME COLBY GLAS 83357	Building Maintenance
2	935	\$	881.73	11	2017 WINDOW REPALCEME COLBY GLAS 83357	Building Maintenance
2	935	\$	510.48	11	2017 WINDOW REPALCEME COLBY GLAS 83357	Building Maintenance
2	935	\$	510.48	11	2017 WINDOW REPALCEME COLBY GLAS 83357	Building Maintenance
2	935.1	\$	6.78	3	2017 ROUTER RMA SHIPM UPS RE6850127	Small Tools / Supplies
2	935.1	\$	5.85	3	2017 ROUTER RMA SHIPM UPS RE6850127	Small Tools / Supplies
2	935.1	\$	3.39	3	2017 ROUTER RMA SHIPM UPS RE6850127	Small Tools / Supplies
2	926	\$	1,939.15	12	2017 DISTRIBUTE CO CONTRIBUTIONS 401K	Employee Benefit - 401(k) Company Match
2	926	\$	3,245.36	12	2017 DISTRIBUTE NRECA PENSION PREPAY	Employee Benefit - NRECA Pension
2	935.1	\$	35.16	5	2017 SECURE FTP SERVE FIRST NATI 04/17 CRAIG	Software
2	935.1	\$	30.36	5	2017 SECURE FTP SERVE FIRST NATI 04/17 CRAIG	Software
2	935.1	\$	17.58	5	2017 SECURE FTP SERVE FIRST NATI 04/17 CRAIG	Software
2	935.1	\$	201.21	11	2017 SECURITY CAMERA FIRST NATI 10/17 #110	Office Supplies / Equipment
2	935.1	\$	249.14	9	2017 SEPT COMMAND CEN LANDIS+GYR 90252309	Software
2	935.1	\$	215.17	9	2017 SEPT COMMAND CEN LANDIS+GYR 90252309	Software
2	935.1	\$	124.57	9	2017 SEPT COMMAND CEN LANDIS+GYR 90252309	Software
2	926	\$	4.98	12	2017 TRANSPORTATION CLEARING 184.300	Travel
2	935.1	\$	12.19	5	2017 SERVER POWER CAB AMAZON CAP 07YRX13VG1KW	Office Supplies / Equipment
2	935.1	\$	10.53	5	2017 SERVER POWER CAB AMAZON CAP 07YRX13VG1KW	Office Supplies / Equipment
2	935.1	\$	6.09	5	2017 SERVER POWER CAB AMAZON CAP 07YRX13VG1KW	Office Supplies / Equipment
2	935.1	\$	8.87	5	2017 SERVER POWER CAB AMAZON CAP 0PXLMQCHG0P	Office Supplies / Equipment
2	935.1	\$	7.66	5	2017 SERVER POWER CAB AMAZON CAP 0PXLMQCHG0P	Office Supplies / Equipment
2	935.1	\$	4.45	5	2017 SERVER POWER CAB AMAZON CAP 0PXLMQCHG0P	Office Supplies / Equipment
2	935.1	\$	14.72	6	2017 SERVER RACK ELEC FIRST NATI 05/17 NEIL	Office Supplies / Equipment
2	935.1	\$	12.71	6	2017 SERVER RACK ELEC FIRST NATI 05/17 NEIL	Office Supplies / Equipment
2	935.1	\$	7.35	6	2017 SERVER RACK ELEC FIRST NATI 05/17 NEIL	Office Supplies / Equipment
2	935.1	\$	8.58	6	2017 SERVER RACK PDU FIRST NATI 05/17 NEIL	Office Supplies / Equipment
2	935.1	\$	7.41	6	2017 SERVER RACK PDU FIRST NATI 05/17 NEIL	Office Supplies / Equipment
2	935.1	\$	4.28	6	2017 SERVER RACK PDU FIRST NATI 05/17 NEIL	Office Supplies / Equipment
2	935.1	\$	25.48	2	2017 SERVER RACK SHEL IT1 SOURCE A039834-IN	Office Supplies / Equipment
2	935.1	\$	22.01	2	2017 SERVER RACK SHEL IT1 SOURCE A039834-IN	Office Supplies / Equipment
2	935.1	\$	12.75	2	2017 SERVER RACK SHEL IT1 SOURCE A039834-IN	Office Supplies / Equipment
2	935.1	\$	23.32	7	2017 SOLAR WINDS SYSL FIRST NATI 06/17 CRAIG	Training / Education
2	935.1	\$	20.14	7	2017 SOLAR WINDS SYSL FIRST NATI 06/17 CRAIG	Training / Education
2	930.2	\$	938.57	12	2017 DISTRIBUTE PROPERTY TAX	Property Tax
2	930.2	\$	29.26	12	2017 DISTRIBUTE INSURANCE - PROP LIAB & UMB	Insurance
2	930.2	\$	826.84	12	2017 DISTRIBUTE PROPERTY TAX	Property Tax
2	930.2	\$	25.78	12	2017 DISTRIBUTE INSURANCE - PROP LIAB & UMB	Insurance
2	930.2	\$	469.29	12	2017 DISTRIBUTE PROPERTY TAX	Property Tax
2	930.2	\$	14.63	12	2017 DISTRIBUTE INSURANCE - PROP LIAB & UMB	Insurance
2	930.4	\$	30.81	12	2017 DISTRIBUTE VACATION	Employee Benefit - Vacation
2	930.4	\$	45.54	12	2017 DISTRIBUTE SAFETY	Safety
2	935.1	\$	11.66	7	2017 SOLAR WINDS SYSL FIRST NATI 06/17 CRAIG	Training / Education
2	935.1	\$	1.71	7	2017 SOUND BAR CLAMPS FIRST NATI 06/17 NEIL	Office Supplies / Equipment
2	935.1	\$	1.47	7	2017 SOUND BAR CLAMPS FIRST NATI 06/17 NEIL	Office Supplies / Equipment
2	935.1	\$	0.86	7	2017 SOUND BAR CLAMPS FIRST NATI 06/17 NEIL	Office Supplies / Equipment
2	935.1	\$	75.44	11	2017 SPEAKER/CASE FOR AMAZON CAP 144HPM6D46LH	Office Supplies / Equipment
2	935.1	\$	75.44	11	2017 SPEAKER/CASE FOR AMAZON CAP 144HPM6D46LH	Office Supplies / Equipment
2	935.1	\$	65.15	11	2017 SPEAKER/CASE FOR AMAZON CAP 144HPM6D46LH	Office Supplies / Equipment
2	935.1	\$	65.15	11	2017 SPEAKER/CASE FOR AMAZON CAP 144HPM6D46LH	Office Supplies / Equipment
2	935.1	\$	37.72	11	2017 SPEAKER/CASE FOR AMAZON CAP 144HPM6D46LH	Office Supplies / Equipment
2	935.1	\$	37.72	11	2017 SPEAKER/CASE FOR AMAZON CAP 144HPM6D46LH	Office Supplies / Equipment
2	935.1	\$	10.78	4	2017 SSL CERTIFICATE- FIRST NATI 03/17 CRAIG	Software
2	930.4	\$	15.46	12	2017 TRANSPORTATION CLEARING 184.300	Travel
2	930.4	\$	13.05	12	2017 DISTRIBUTE INSURANCE - DOM	Insurance - DOM
2	930.4	\$	58.58	12	2017 DISTRIBUTE WC INSURANCE	Employee Benefit - Work Comp Insurance
2	930.4	\$	26.66	12	2017 DISTRIBUTE VACATION	Employee Benefit - Vacation
2	930.4	\$	24.39	12	2017 DISTRIBUTE SAFETY	Safety
2	935.1	\$	9.31	4	2017 SSL CERTIFICATE- FIRST NATI 03/17 CRAIG	Software
2	935.1	\$	5.39	4	2017 SSL CERTIFICATE- FIRST NATI 03/17 CRAIG	Software
2	935.1	\$	148.94	1	2017 SURFACE BOOK DOC IT1 SOURCE 567674-IN	Office Supplies / Equipment
2	935.1	\$	128.63	1	2017 SURFACE BOOK DOC IT1 SOURCE 567674-IN	Office Supplies / Equipment
2	935.1	\$	74.46	1	2017 SURFACE BOOK DOC IT1 SOURCE 567674-IN	Office Supplies / Equipment
2	935.1	\$	5.72	10	2017 SURVEY MONKEY FIRST NATI 09/17 DARRIN	Software
2	935.1	\$	4.94	10	2017 SURVEY MONKEY FIRST NATI 09/17 DARRIN	Software
2	935.1	\$	2.86	10	2017 SURVEY MONKEY FIRST NATI 09/17 DARRIN	Software
2	935.1	\$	5.72	3	2017 SURVEY MONKEY SU FIRST NATI 02/17 DARRIN	Software

2	935.1	\$	5.72	3	2017 SURVEY MONKEY SU FIRST NATI 02/17 DARRIN	Software
2	935.1	\$	4.94	3	2017 SURVEY MONKEY SU FIRST NATI 02/17 DARRIN	Software
2	935.1	\$	4.94	3	2017 SURVEY MONKEY SU FIRST NATI 02/17 DARRIN	Software
2	935.1	\$	2.86	3	2017 SURVEY MONKEY SU FIRST NATI 02/17 DARRIN	Software
2	935.1	\$	2.86	3	2017 SURVEY MONKEY SU FIRST NATI 02/17 DARRIN	Software
2	930.4	\$	13.41	12	2017 TRANSPORTATION CLEARING 184.300	Travel
2	930.4	\$	11.51	12	2017 DISTRIBUTE INSURANCE - DOM	Insurance - DOM
2	930.4	\$	50.69	12	2017 DISTRIBUTE WC INSURANCE	Employee Benefit - Work Comp Insurance
2	930.4	\$	16.16	12	2017 DISTRIBUTE VACATION	Employee Benefit - Vacation
2	930.4	\$	27.62	12	2017 DISTRIBUTE SAFETY	Safety
2	935.1	\$	5.72	4	2017 SURVEY MONKEY SU FIRST NATI 03/17 DARRIN	Software
2	935.1	\$	4.94	4	2017 SURVEY MONKEY SU FIRST NATI 03/17 DARRIN	Software
2	935.1	\$	2.86	4	2017 SURVEY MONKEY SU FIRST NATI 03/17 DARRIN	Software
2	935.1	\$	5.72	6	2017 SURVEY MONKEY SU FIRST NATI 05/17 DARRIN	Software
2	935.1	\$	4.94	6	2017 SURVEY MONKEY SU FIRST NATI 05/17 DARRIN	Software
2	935.1	\$	2.86	6	2017 SURVEY MONKEY SU FIRST NATI 05/17 DARRIN	Software
2	935.1	\$	5.72	7	2017 SURVEY MONKEY SU FIRST NATI 06/17 DARRIN	Software
2	935.1	\$	4.94	7	2017 SURVEY MONKEY SU FIRST NATI 06/17 DARRIN	Software
2	935.1	\$	2.86	7	2017 SURVEY MONKEY SU FIRST NATI 06/17 DARRIN	Software
2	935.1	\$	5.72	8	2017 SURVEY MONKEY SU FIRST NATI 07/17 DARRIN	Software
2	935.1	\$	4.94	8	2017 SURVEY MONKEY SU FIRST NATI 07/17 DARRIN	Software
2	930.4	\$	7.74	12	2017 TRANSPORTATION CLEARING 184.300	Travel
2	930.4	\$	6.53	12	2017 DISTRIBUTE INSURANCE - DOM	Insurance - DOM
2	930.4	\$	30.73	12	2017 DISTRIBUTE WC INSURANCE	Employee Benefit - Work Comp Insurance
2	935.1	\$	2.86	8	2017 SURVEY MONKEY SU FIRST NATI 07/17 DARRIN	Software
2	935.1	\$	5.72	9	2017 SURVEY MONKEY SU FIRST NATI 08/17 DARRIN	Software
2	935.1	\$	4.94	9	2017 SURVEY MONKEY SU FIRST NATI 08/17 DARRIN	Software
2	935.1	\$	2.86	9	2017 SURVEY MONKEY SU FIRST NATI 08/17 DARRIN	Software
2	935.1	\$	5.72	5	2017 SURVEY MONKEY-MO FIRST NATI 04/17 DARRIN	Software
2	935.1	\$	4.94	5	2017 SURVEY MONKEY-MO FIRST NATI 04/17 DARRIN	Software
2	935.1	\$	2.86	5	2017 SURVEY MONKEY-MO FIRST NATI 04/17 DARRIN	Software
2	935.1	\$	22.66	2	2017 SURVEYOR/400 SOF LINOMA SOF 28134	Software
2	935.1	\$	19.57	2	2017 SURVEYOR/400 SOF LINOMA SOF 28134	Software
2	935.1	\$	11.33	2	2017 SURVEYOR/400 SOF LINOMA SOF 28134	Software
2	935.1	\$	4.05	10	2017 TABLET CASE AMAZON CAP 1R67FGFK9RKH	Office Supplies / Equipment
2	935.1	\$	3.49	10	2017 TABLET CASE AMAZON CAP 1R67FGFK9RKH	Office Supplies / Equipment
2	935.1	\$	2.02	10	2017 TABLET CASE AMAZON CAP 1R67FGFK9RKH	Office Supplies / Equipment
2	935.1	\$	21.55	9	2017 TABLET CHARGERS AMAZON CAP 1JHQ7XCHTPDY	Office Supplies / Equipment
2	935.1	\$	18.61	9	2017 TABLET CHARGERS AMAZON CAP 1JHQ7XCHTPDY	Office Supplies / Equipment
2	935.1	\$	10.77	9	2017 TABLET CHARGERS AMAZON CAP 1JHQ7XCHTPDY	Office Supplies / Equipment
2	935.1	\$	20.54	7	2017 TABLET DOCK AMAZON CAP 02XJMPTYD2X1	Office Supplies / Equipment
2	935.1	\$	17.74	7	2017 TABLET DOCK AMAZON CAP 02XJMPTYD2X1	Office Supplies / Equipment
2	935.1	\$	10.26	7	2017 TABLET DOCK AMAZON CAP 02XJMPTYD2X1	Office Supplies / Equipment
2	935.1	\$	23.98	8	2017 TABLET DOCK AMAZON CAP 1K1MH9XRYT94	Office Supplies / Equipment
2	935.1	\$	20.71	8	2017 TABLET DOCK AMAZON CAP 1K1MH9XRYT94	Office Supplies / Equipment
2	935.1	\$	11.98	8	2017 TABLET DOCK AMAZON CAP 1K1MH9XRYT94	Office Supplies / Equipment
2	935.1	\$	47.96	7	2017 TABLET DOCKS AMAZON CAP 0LDM0HG6735F	Office Supplies / Equipment
2	935.1	\$	41.42	7	2017 TABLET DOCKS AMAZON CAP 0LDM0HG6735F	Office Supplies / Equipment
2	935.1	\$	23.97	7	2017 TABLET DOCKS AMAZON CAP 0LDM0HG6735F	Office Supplies / Equipment
2	935.1	\$	5.76	6	2017 THUMB DRIVES-STO FIRST NATI 05/17 NEIL	Office Supplies / Equipment
2	935.1	\$	4.97	6	2017 THUMB DRIVES-STO FIRST NATI 05/17 NEIL	Office Supplies / Equipment
2	935.1	\$	2.87	6	2017 THUMB DRIVES-STO FIRST NATI 05/17 NEIL	Office Supplies / Equipment
2	935.1	\$	(4.33)	6	2017 TL CON RETRUNED FIRST NATI 05/17 NEIL	Office Supplies / Equipment
2	935.1	\$	(3.74)	6	2017 TL CON RETRUNED FIRST NATI 05/17 NEIL	Office Supplies / Equipment
2	935.1	\$	(2.16)	6	2017 TL CON RETRUNED FIRST NATI 05/17 NEIL	Office Supplies / Equipment
2	935.1	\$	64.42	6	2017 TV STAND-BOARD R FIRST NATI 05/17 NEIL	Office Supplies / Equipment
2	935.1	\$	55.63	6	2017 TV STAND-BOARD R FIRST NATI 05/17 NEIL	Office Supplies / Equipment
2	935.1	\$	32.21	6	2017 TV STAND-BOARD R FIRST NATI 05/17 NEIL	Office Supplies / Equipment
2	935.1	\$	25.52	10	2017 UBIQUITI UNIFI A AMAZON CAP 1WF7X3XV7CK3	Software
2	935.1	\$	22.04	10	2017 UBIQUITI UNIFI A AMAZON CAP 1WF7X3XV7CK3	Software
2	935.1	\$	12.75	10	2017 UBIQUITI UNIFI A AMAZON CAP 1WF7X3XV7CK3	Software
2	935.1	\$	18.84	10	2017 UPS REPLACEMENT AMAZON CAP 1PCLWXRQ4PMD	Software
2	935.1	\$	16.27	10	2017 UPS REPLACEMENT AMAZON CAP 1PCLWXRQ4PMD	Software
2	935.1	\$	9.43	10	2017 UPS REPLACEMENT AMAZON CAP 1PCLWXRQ4PMD	Software
2	935.1	\$	210.63	1	2017 UPS WARRANTY IT1 SOURCE 568592-IN	Software
2	935.1	\$	181.91	1	2017 UPS WARRANTY IT1 SOURCE 568592-IN	Software
2	935.1	\$	105.31	1	2017 UPS WARRANTY IT1 SOURCE 568592-IN	Software
2	935.1	\$	35.71	11	2017 UPS-NETWORKING E AMAZON CAP 1J4WLWTPDCCW	Software
2	935.1	\$	35.71	11	2017 UPS-NETWORKING E AMAZON CAP 1J4WLWTPDCCW	Software
2	935.1	\$	30.84	11	2017 UPS-NETWORKING E AMAZON CAP 1J4WLWTPDCCW	Software
2	935.1	\$	30.84	11	2017 UPS-NETWORKING E AMAZON CAP 1J4WLWTPDCCW	Software
2	935.1	\$	17.86	11	2017 UPS-NETWORKING E AMAZON CAP 1J4WLWTPDCCW	Software
2	930.5	\$	117.54	12	2017 DISTRIBUTE INSURANCE - DOM	Insurance - DOM
2	935.1	\$	17.86	11	2017 UPS-NETWORKING E AMAZON CAP 1J4WLWTPDCCW	Software
2	935.1	\$	35.71	11	2017 UPS-NETWORKING E AMAZON CAP 1KGHCPM4X6TC	Software
2	935.1	\$	35.71	11	2017 UPS-NETWORKING E AMAZON CAP 1KGHCPM4X6TC	Software
2	935.1	\$	30.84	11	2017 UPS-NETWORKING E AMAZON CAP 1KGHCPM4X6TC	Software
2	935.1	\$	30.84	11	2017 UPS-NETWORKING E AMAZON CAP 1KGHCPM4X6TC	Software
2	935.1	\$	17.86	11	2017 UPS-NETWORKING E AMAZON CAP 1KGHCPM4X6TC	Software
2	935.1	\$	17.86	11	2017 UPS-NETWORKING E AMAZON CAP 1KGHCPM4X6TC	Software
2	935.1	\$	35.71	11	2017 UPS-NETWORKING E AMAZON CAP 1M6CMQH4X3PT	Software
2	935.1	\$	35.71	11	2017 UPS-NETWORKING E AMAZON CAP 1M6CMQH4X3PT	Software
2	935.1	\$	30.84	11	2017 UPS-NETWORKING E AMAZON CAP 1M6CMQH4X3PT	Software
2	935.1	\$	30.84	11	2017 UPS-NETWORKING E AMAZON CAP 1M6CMQH4X3PT	Software
2	935.1	\$	17.86	11	2017 UPS-NETWORKING E AMAZON CAP 1M6CMQH4X3PT	Software
2	935.1	\$	17.86	11	2017 UPS-NETWORKING E AMAZON CAP 1M6CMQH4X3PT	Software
2	930.5	\$	103.55	12	2017 DISTRIBUTE INSURANCE - DOM	Insurance - DOM

2	935.1	\$	32.09	5	2017 UPS-SMALL RACK AMAZON CAP 0FP11P99HKV2	Office Supplies / Equipment
2	935.1	\$	27.71	5	2017 UPS-SMALL RACK AMAZON CAP 0FP11P99HKV2	Office Supplies / Equipment
2	935.1	\$	16.05	5	2017 UPS-SMALL RACK AMAZON CAP 0FP11P99HKV2	Office Supplies / Equipment
2	935.1	\$	43.43	6	2017 USB DRIVE FOR SH FRIEB AARO 053117	Office Supplies / Equipment
2	935.1	\$	5.03	7	2017 USB HUBS AMAZON CAP 0TJSTQBQ4MRY	Office Supplies / Equipment
2	935.1	\$	4.34	7	2017 USB HUBS AMAZON CAP 0TJSTQBQ4MRY	Office Supplies / Equipment
2	935.1	\$	2.52	7	2017 USB HUBS AMAZON CAP 0TJSTQBQ4MRY	Office Supplies / Equipment
2	935.1	\$	7.13	7	2017 USB TO HDMI ADAP AMAZON CAP 094KV0BS81H1	Office Supplies / Equipment
2	935.1	\$	6.16	7	2017 USB TO HDMI ADAP AMAZON CAP 094KV0BS81H1	Office Supplies / Equipment
2	935.1	\$	3.57	7	2017 USB TO HDMI ADAP AMAZON CAP 094KV0BS81H1	Office Supplies / Equipment
2	935.1	\$	33.88	2	2017 WALLMOUNT NETWOR IT1 SOURCE 570555-IN	Office Supplies / Equipment
2	935.1	\$	29.26	2	2017 WALLMOUNT NETWOR IT1 SOURCE 570555-IN	Office Supplies / Equipment
2	935.1	\$	16.95	2	2017 WALLMOUNT NETWOR IT1 SOURCE 570555-IN	Office Supplies / Equipment
2	935.1	\$	34.61	1	2017 WIN 10 LICENSE F IT1 SOURCE 568087-IN	Software
2	935.1	\$	29.89	1	2017 WIN 10 LICENSE F IT1 SOURCE 568087-IN	Software
2	935.1	\$	17.31	1	2017 WIN 10 LICENSE F IT1 SOURCE 568087-IN	Software
2	935.1	\$	2,354.17	1	2017 WINDOW SERVER LI IT1 SOURCE 567510-IN	Software
2	930.5	\$	58.77	12	2017 DISTRIBUTE INSURANCE - DOM	Insurance - DOM
2	935	\$	5.32	12	2017 DISTRIBUTE VACATION	Employee Benefit - Vacation
2	935.1	\$	2,033.14	1	2017 WINDOW SERVER LI IT1 SOURCE 567510-IN	Software
2	935.1	\$	1,177.08	1	2017 WINDOW SERVER LI IT1 SOURCE 567510-IN	Software
2	935.1	\$	12.98	12	2017 WINDOWS SECRETS FIRST NATI 11/17 CRAIG	Software
2	935.1	\$	11.21	12	2017 WINDOWS SECRETS FIRST NATI 11/17 CRAIG	Software
2	935	\$	7.86	12	2017 DISTRIBUTE SAFETY	Safety
2	935	\$	10.11	12	2017 DISTRIBUTE WC INSURANCE	Employee Benefit - Work Comp Insurance
2	935.1	\$	6.49	12	2017 WINDOWS SECRETS FIRST NATI 11/17 CRAIG	Software
2	935.1	\$	24.51	11	2017 WIRELESS ACCESS AMAZON CAP 1JFY7JQKGGWC	Office Supplies / Equipment
2	935.1	\$	24.51	11	2017 WIRELESS ACCESS AMAZON CAP 1JFY7JQKGGWC	Office Supplies / Equipment
2	935.1	\$	21.17	11	2017 WIRELESS ACCESS AMAZON CAP 1JFY7JQKGGWC	Office Supplies / Equipment
2	935.1	\$	21.17	11	2017 WIRELESS ACCESS AMAZON CAP 1JFY7JQKGGWC	Office Supplies / Equipment
2	935.1	\$	12.25	11	2017 WIRELESS ACCESS AMAZON CAP 1JFY7JQKGGWC	Office Supplies / Equipment
2	935.1	\$	12.25	11	2017 WIRELESS ACCESS AMAZON CAP 1JFY7JQKGGWC	Office Supplies / Equipment
2	935.1	\$	21.57	9	2017 WIRELESS MICE AMAZON CAP 13KVXR4NFWCN	Office Supplies / Equipment
2	935.1	\$	18.63	9	2017 WIRELESS MICE AMAZON CAP 13KVXR4NFWCN	Office Supplies / Equipment
2	935.1	\$	157.48	12	2017 DISTRIBUTE VACATION	Employee Benefit - Vacation
2	935.1	\$	232.77	12	2017 DISTRIBUTE SAFETY	Safety
2	935.1	\$	10.78	9	2017 WIRELESS MICE AMAZON CAP 13KVXR4NFWCN	Office Supplies / Equipment
2	935.1	\$	10.32	3	2017 WIRING FOR SERVE MCCOY BOB 032417	Office Supplies / Equipment
2	935.1	\$	8.91	3	2017 WIRING FOR SERVE MCCOY BOB 032417	Office Supplies / Equipment
2	935.1	\$	5.16	3	2017 WIRING FOR SERVE MCCOY BOB 032417	Office Supplies / Equipment
2	935.1	\$	299.43	12	2017 DISTRIBUTE WC INSURANCE	Employee Benefit - Work Comp Insurance
2	935.1	\$	136.29	12	2017 DISTRIBUTE VACATION	Employee Benefit - Vacation
2	935.1	\$	124.70	12	2017 DISTRIBUTE SAFETY	Safety
2	935.2	\$	115.02	9	2017 SPARE CELL ROUTE IT1 SOURCE 586055-IN	Office Supplies / Equipment
2	935.2	\$	99.34	9	2017 SPARE CELL ROUTE IT1 SOURCE 586055-IN	Office Supplies / Equipment
2	935.2	\$	57.51	9	2017 SPARE CELL ROUTE IT1 SOURCE 586055-IN	Office Supplies / Equipment
2	935.2	\$	45.17	12	2017 SWITCH MODULES IT1 SOURCE 595325-IN	Office Supplies / Equipment
2	935.1	\$	259.13	12	2017 DISTRIBUTE WC INSURANCE	Employee Benefit - Work Comp Insurance
2	935.1	\$	82.60	12	2017 DISTRIBUTE VACATION	Employee Benefit - Vacation
2	935.1	\$	141.20	12	2017 DISTRIBUTE SAFETY	Safety
2	935.2	\$	39.01	12	2017 SWITCH MODULES IT1 SOURCE 595325-IN	Office Supplies / Equipment
2	935.2	\$	22.58	12	2017 SWITCH MODULES IT1 SOURCE 595325-IN	Office Supplies / Equipment
2	935.2	\$	51.08	8	2017 WALDO CELL ROUTE UPS RE6850327	Office Supplies / Equipment
2	935.3	\$	150.50	4	2017 REPAIR SHOT GUN PROTECTIVE 57526	Safety
2	935.1	\$	157.05	12	2017 DISTRIBUTE WC INSURANCE	Employee Benefit - Work Comp Insurance
2	935.3	\$	22.96	1	2017 RESTOCK BLUE BIN FASTENAL C KSHAY189305	Small Tools / Supplies
2	935.3	\$	(0.13)	12	2017 REVERSE Q4 SUI < \$5	Office Supplies / Equipment
2	935.3	\$	9.78	11	2017 RUBBER MALLETT FIRST NATI 10/17 #102	Small Tools / Supplies
2	935.3	\$	5.85	7	2017 RUBBER STRAPS NEMNICH TR B94868	Small Tools / Supplies
2	935.3	\$	36.82	10	2017 RV & MARINE WINT S & W SUPP 4-621551	Small Tools / Supplies
2	935.3	\$	9.87	10	2017 SCREW TIP HOME LUMBE 38460	Small Tools / Supplies
2	935.3	\$	39.14	3	2017 SCREWS HOME LUMBE 29441	Small Tools / Supplies
2	935.3	\$	60.00	5	2017 SHARPENED CHAIN CARRICO IM WB34805	Small Tools / Supplies
2	935.3	\$	(60.00)	5	2017 SHARPENED CHAIN CARRICO IM WB34805	Small Tools / Supplies
2	935.3	\$	60.00	5	2017 SHARPENED CHAIN CARRICO IM WB34805	Small Tools / Supplies
2	935.3	\$	12.72	10	2017 SHEET METAL SCRE HOME LUMBE 38434	Small Tools / Supplies
2	935.3	\$	15.00	5	2017 SHIP HOT STICK T FIRST NATI 04/17 JERRY	Safety
2	935.3	\$	60.44	8	2017 SHOP CARMICHEAL A123979	Small Tools / Supplies
2	935.3	\$	43.07	7	2017 SHOP SUPPLIES FIRST NATI 06/17 GENE	Small Tools / Supplies
2	935.3	\$	28.26	6	2017 SHOVEL FIRST NATI 05/17 #110	Small Tools / Supplies
2	935.3	\$	32.61	9	2017 SHOVEL FIRST NATI 08/17 JAY	Small Tools / Supplies
2	935.3	\$	35.96	2	2017 SHOVEL S & W SUPP 4-613887	Small Tools / Supplies
2	935.3	\$	21.78	7	2017 SHOVEL,FOAM TAPE CARMICHEAL A119247	Small Tools / Supplies
2	935.3	\$	179.08	12	2017 DISTRIBUTE VACATION	Employee Benefit - Vacation
2	935.3	\$	322.84	2	2017 SKID STEER CHAIN PRODUCTIVI I180842	Small Tools / Supplies
2	935.3	\$	28.04	9	2017 SPONGES,MOP,WATE HOME LUMBE 37103	Small Tools / Supplies
2	935.3	\$	27.18	9	2017 STEP LADDER NEMNICH TR B96451	Small Tools / Supplies
2	935.3	\$	264.69	12	2017 DISTRIBUTE SAFETY	Safety
2	935.3	\$	766.28	12	2017 TRANSPORTATION CLEARING 184.100	Travel
2	935.3	\$	751.96	12	2017 TRANSPORTATION CLEARING 184.200	Travel
2	935.3	\$	340.48	12	2017 DISTRIBUTE WC INSURANCE	Employee Benefit - Work Comp Insurance
2	935.3	\$	55.74	12	2017 DISTRIBUTE VACATION	Employee Benefit - Vacation
2	935.3	\$	4.34	3	2017 SUPER GLUE THORNTON A 87552	Small Tools / Supplies
2	935.3	\$	102.78	4	2017 TORQUE WRENCH S & W SUPP 4-614562	Small Tools / Supplies
2	935.3	\$	154.08	8	2017 TORQUE WRENCH,IM THORNTON A 93973	Small Tools / Supplies
2	935.3	\$	323.01	7	2017 TOW STRAP FIRST NATI 06/17 DAVE	Small Tools / Supplies
2	935.3	\$	50.99	12	2017 DISTRIBUTE SAFETY	Safety

2	935.3	\$	105.98	12	2017 DISTRIBUTE WC INSURANCE	Employee Benefit - Work Comp Insurance
2	935.3	\$	28.46	6	2017 TOWELS,PROTECTAN THORNTON A 91312	Small Tools / Supplies
2	935.3	\$	151.89	12	2017 DISTRIBUTE VACATION	Employee Benefit - Vacation
2	935.3	\$	4.25	8	2017 TUBE CLAMP S & W SUPP 4-619427	Small Tools / Supplies
2	935.3	\$	53.03	12	2017 UNIBIT FIRST NATI 12/17 #110	Small Tools / Supplies
2	935.3	\$	21.65	5	2017 VAC TRAILER TOOL FIRST NATI 04/17 JAY	Small Tools / Supplies
2	935.3	\$	33.33	8	2017 WIRE LOOM,BALL V CATES ROBE 130340	Small Tools / Supplies
2	935.3	\$	31.26	5	2017 WRENCHES S & W SUPP 4-616728	Small Tools / Supplies
2	935.3	\$	259.64	12	2017 DISTRIBUTE SAFETY	Safety
2	935.3	\$	288.79	12	2017 DISTRIBUTE WC INSURANCE	Employee Benefit - Work Comp Insurance

**EXHIBIT 11**

Summary Explanation of Material Increase in Cost of Service Items  
Mid-Kansas Division

Included with the Prefiled Direct Testimony of D. Deines

**EXHIBIT 12**

Summary Statement and Documentation  
Supporting Approved Plant Additions

Mid-Kansas Division

**Exhibit 12**

**a. 2018 Projects >= \$100K**

<b>WPYR/PR Code</b>	<b>District/Sub</b>	<b>Project Description</b>	<b>Estimated Cost</b>
1000-101	Plainville	1.8 Miles 34.5 Line Rebuild	\$ 284,705

Please note this information is also contained in Exhibit 9, Pages 1- 2, including projected retirements.

**b. Projected Financing Cost Detail**

Please reference Exhibit 9, page 7, for reconciliation of the budgeted debt service to the lender statements for 2018.

**c. Changes in 34.5kV system load during the Test Year (TY)**

2017 TY Western’s overall load on its 34.5kV system increased around 1.4 percent compared to 2016.

## **EXHIBIT 13**

Narrative on the Inter-Divisional Cost Allocations



## **EXHIBIT 13**

### Cost Allocation between Native/Acquired Divisions

Costs that have a direct causal relationship are expensed to the specific territory (native or acquired). Costs that have an associated benefit to both territories are allocated between our native and acquired service territory based on meter count, or payroll dollar percentage. If the expense is based on meter benefit, then the expense is spread to each territory which is currently 52% to the acquired territory and 48% to the native territory as this is the current meter split between the territories. Our current payroll dollar ratio is calculated on a monthly basis and varies slightly from month to month, but is an average of 52% native and 48% acquired territory expense. Any employee benefit expense that is not automatically prorated by our software is spread according to these percentages. Our payroll software allocates benefits and overheads based on the actual payroll dollar split. Employees report their time by splitting it according to the time spent in service to each portion of the service territory.

**EXHIBIT 14**

**Proposed Tariff Sheets**

Clean and Redline Versions

WESTERN COOPERATIVE ELECTRIC ASSOCIATION, INC  
(Name of Issuing Utility)

Schedule: 18-LAC

MID-KANSAS SERVICE AREA

Schedule 17-LAC Sheet 1  
Which was filed October 1, 2017

(Territory to which schedule is applicable)

No supplement or separate understanding  
shall modify the tariff as shown hereon.

Sheet 1 of 2 Sheets

LOCAL ACCESS DELIVERY SERVICE

AVAILABLE

Entire Mid-Kansas Service Area.

APPLICABLE

For delivery to wholesale (sales for resale) customers over Western's 34.5 kV (or other available lower primary voltage) subtransmission/distribution system.

CHARACTER OF SERVICE

Alternating current, 60 cycle, three phase, 34.5 kV or other available lower primary voltage.

MONTHLY RATE

Demand Charge @ \$1.73 per kW.

MONTHLY BILLING DEMAND

When service is provided in association with network service, Monthly Billing Demand shall be defined as the Customer's kilowatt contribution to the Local Access Delivery System maximum hourly demand coincident with Western's monthly Local Access Delivery System peak in the billing month as measured at the low side of the delivery point (the "Actual CP Demand"). Generation that is located behind the meter of a designated network load shall be metered and the amount of generation serving the Customer's network load at the time of Western's monthly Local Access Delivery System peak shall be added to the Customer's Actual CP Demand to determine the Monthly Billing Demand. For other local access service (including, but not limited to, point-to-point transmission service requiring local access service and service reservations), Monthly Billing Demand shall be the greater of the Customer's service request or actual maximum monthly demand.

LOSSES

Real Power Losses are associated with all Local Access Delivery service. The Local Access Delivery customer is responsible for replacing losses associated with all transmission service as calculated by MKEC or paying MKEC for the Real Power Losses at MKEC's wholesale rate. The applicable Real Power Loss factor for the entire Mid-Kansas Service Area is as follows:

LOSS FACTOR

1.71 percent as measured at delivery point.

DELAYED PAYMENT

As per schedule DPC.

Issued \_\_\_\_\_  
Month Day Year

Effective \_\_\_\_\_  
Month Day Year

By \_\_\_\_\_  
Signature Title

WESTERN COOPERATIVE ELECTRIC ASSOCIATION, INC.

Schedule: 18-LAC

(Name of Issuing Utility)

Replacing Schedule 17-LAC\_Sheet 2  
Which was filed on October 1, 2017

MID-KANSAS SERVICE AREA

(Territory to which schedule is applicable)

No supplement or separate understanding  
shall modify the tariff as shown hereon.

Sheet 2 of 2 Sheets

TERMS AND CONDITIONS

Service will be rendered under Cooperative's Rules and Regulations as filed with the Kansas Corporation Commission.

Issued \_\_\_\_\_  
Month Day Year

Effective \_\_\_\_\_  
Month Day Year

By \_\_\_\_\_  
Signature Title

WESTERN COOPERATIVE ELECTRIC ASSOCIATION, INC  
(Name of Issuing Utility)

Schedule: 187-LAC

MID-KANSAS SERVICE AREA

Schedule 176-LAC Sheet 1

(Territory to which schedule is applicable)

Which was filed October 1 September 29, 2017

No supplement or separate understanding shall modify the tariff as shown hereon.

Sheet 1 of 2 Sheets

LOCAL ACCESS DELIVERY SERVICE

AVAILABLE

Entire Mid-Kansas Service Area.

APPLICABLE

For delivery to wholesale (sales for resale) customers over Western's 34.5 kV (or other available lower primary voltage) subtransmission/distribution system.

CHARACTER OF SERVICE

Alternating current, 60 cycle, three phase, 34.5 kV or other available lower primary voltage.

MONTHLY RATE

Demand Charge @ \$1.730 per kW.

MONTHLY BILLING DEMAND

When service is provided in association with network service, Monthly Billing Demand shall be defined as the Customer's kilowatt contribution to the Local Access Delivery System maximum hourly demand coincident with Western's monthly Local Access Delivery System peak in the billing month as measured at the low side of the delivery point (the "Actual CP Demand"). Generation that is located behind the meter of a designated network load shall be metered and the amount of generation serving the Customer's network load at the time of Western's monthly Local Access Delivery System peak shall be added to the Customer's Actual CP Demand to determine the Monthly Billing Demand. For other local access service (including, but not limited to, point-to-point transmission service requiring local access service and service reservations), Monthly Billing Demand shall be the greater of the Customer's service request or actual maximum monthly demand.

LOSSES

Real Power Losses are associated with all Local Access Delivery service. The Local Access Delivery customer is responsible for replacing losses associated with all transmission service as calculated by MKEC or paying MKEC for the Real Power Losses at MKEC's wholesale rate. The applicable Real Power Loss factor for the entire Mid-Kansas Service Area is as follows:

LOSS FACTOR

1.71 percent as measured at delivery point.

DELAYED PAYMENT

As per schedule DPC.

Issued \_\_\_\_\_  
Month Day Year

Effective \_\_\_\_\_  
Month Day Year

By \_\_\_\_\_  
Signature Title

WESTERN COOPERATIVE ELECTRIC ASSOCIATION, INC.

Schedule: 187-LAC

(Name of Issuing Utility)

Replacing Schedule 176-LAC\_Sheet 2

MID-KANSAS SERVICE AREA

Which was filed on October 1September 29, 20176

(Territory to which schedule is applicable)

No supplement or separate understanding shall modify the tariff as shown hereon.

Sheet 2 of 2 Sheets

TERMS AND CONDITIONS

Service will be rendered under Cooperative's Rules and Regulations as filed with the Kansas Corporation Commission.

Issued \_\_\_\_\_  
Month Day Year

Effective \_\_\_\_\_  
Month Day Year

By \_\_\_\_\_  
Signature Title