

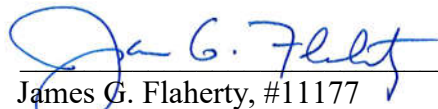
BEFORE THE STATE CORPORATION COMMISSION
OF THE STATE OF KANSAS

In the Matter of the Application of Atmos)
Energy's Schedule III - Schedule of Customer)
Advances for Construction of Mains and)
Company Service Lines that Reflects the) Docket No. 24-ATMG-____-TAR
Account Balances from the Annual Form 2 Filing)
Embedded Cost Analysis for 2023)

APPLICATION

Atmos Energy Corporation ("Atmos Energy") submits its Schedule III - Schedule of Customer Advances for Construction of Mains and Company Service Lines, along with a spreadsheet detailing the "Kansas Embedded Cost Analysis" that reflects the account balances from the Annual Form 2 filing for filing with the Kansas Corporation Commission ("Commission").

WHEREFORE, Atmos Energy requests that its Application be approved by the Commission.



James G. Flaherty, #11177

ANDERSON & BYRD, LLP

216 S. Hickory ~ P.O. Box 17

Ottawa, Kansas 66067

(785) 242-1234, telephone

(785) 242-1279, facsimile

jflaherty@andersonbyrd.com

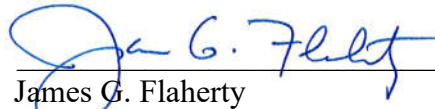
Attorneys for Atmos Energy Corporation

VERIFICATION

STATE OF KANSAS
COUNTY OF FRANKLIN, ss:

James G. Flaherty, of lawful age, being first duly sworn on oath, states:

That he is the attorney for Atmos Energy Corporation, named in the foregoing Application and is authorized to make this affidavit; that he has read the foregoing and knows the contents thereof; and that the facts set forth therein are true and correct.


James G. Flaherty

SUBSCRIBED AND SWORN to before me this 15th day of May, 2024.



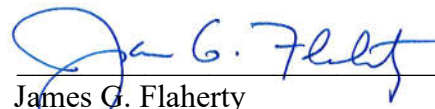


Notary Public

Appointment/Commission Expires:

CERTIFICATE OF SERVICE

I hereby certify that a copy of the above and foregoing was sent via electronic mail this 15th day of May, 2024, addressed to: Lynn M. Retz, l.retz@kcc.ks.gov.


James G. Flaherty

THE STATE CORPORATION COMMISSION OF KANSAS

ATMOS ENERGY CORPORATION

SCHEDULE III: Schedule of Customer
Advances for Construction of Mains and
Company Service Lines

(Name of Issuing Utility)

ENTIRE SERVICE AREA

(Territory to which Schedule is applicable)

No Supplement or separate understanding
shall modify the tariff as shown hereon.

Sheet 1 of 2 Sheets

**SCHEDULE III - SCHEDULE OF CUSTOMER ADVANCES FOR CONSTRUCTION
OF MAINS AND COMPANY SERVICE LINES**

Applicability: Customer advances for Construction of Main, Company Service Lines, Meters and Meter Installation may be charged by Company from its customer under the circumstances and in the amount hereinafter set forth:

A. CUSTOMER ADVANCES FOR CONSTRUCTION OF MAIN

Whenever a customer pays to the Company the full Cost of a Main as a customer advance for construction, the Company shall refund for each Residential customer connected to such extended Main the average embedded cost per customer at the time the Main is installed.

Computation Formula for determining average embedded cost per customer:

$$\begin{aligned} P/C &= \text{Average embedded cost per customer - Mains} = \$2,002. \text{ Kansas} \\ P &= \text{distribution plant in service for period ending December} \\ &\quad 31. \text{ (FPC Accounts Nos. 374, 375, 376, 378, 379 and 387,} \\ &\quad \text{inclusive)} \\ C &= \text{Average number of customers for computation period.} \end{aligned}$$

**B. CUSTOMER ADVANCES FOR CONSTRUCTION OF COMPANY
SERVICE LINE, METER AND METER INSTALLATION**

Whenever a customer pays to the Company the full cost of a Company Service Line, Meter and Meter Installation as a customer advance for construction, the Company shall refund for each Residential Customer connected to the company Service Line and Meter the average embedded cost per customer at the time the Customer Service Line, Meter and Meter Installation is made.

Issued:	May	14	2024
	(Month)	(Day)	(Year)
Effective:			
	(Month)	(Day)	(Year)
By:	/s/ Kathleen Ocanas Vice President, Rates & Regulatory Affairs		
	(Signature of Officer)	(Title)	

THE STATE CORPORATION COMMISSION OF KANSAS

ATMOS ENERGY CORPORATION

SCHEDULE III: Schedule of Customer
Advances for Construction of Mains and
Company Service Lines

(Name of Issuing Utility)

ENTIRE SERVICE AREA

(Territory to which Schedule is applicable)

No Supplement or separate understanding
shall modify the tariff as shown hereon.

Sheet 2 of 2 Sheets

Computation formula for determining average embedded cost per customer:

S/C = Average embedded cost per customer - Services = \$1,441. Service
S = lines, meters and meter installation of Kansas Distribution plant in
service for period ending December 31. (FPC Account Nos. 380,
381, 382, 383, 384 and 385).

C = Average number of customers for computation period.

C. COMPUTATION PERIOD

The computation period shall be the twelve-month period ending December 31.

D. REPORTING REQUIREMENTS

Annually, on or before May 1, the Company shall submit to the Commission the computed average embedded cost per customer for Mains and for Company Service Lines, Meters and Meter Installations.

E. EFFECTIVE DATE

The computed average embedded cost per customer (P/C or S/C) shall be effective upon the date of Commission approval.

Issued:	May	14	2024
	(Month)	(Day)	(Year)
Effective:			
	(Month)	(Day)	(Year)
By:	/s/ Kathleen Ocanas Vice President, Rates & Regulatory Affairs		
	(Signature of Officer)	(Title)	

THE STATE CORPORATION COMMISSION OF KANSAS

ATMOS ENERGY CORPORATION

SCHEDULE III: Schedule of Customer
Advances for Construction of Mains and
Company Service Lines

(Name of Issuing Utility)

ENTIRE SERVICE AREA

(Territory to which Schedule is applicable)

No Supplement or separate understanding
shall modify the tariff as shown hereon.

Sheet 1 of 2 Sheets

**SCHEDULE III - SCHEDULE OF CUSTOMER ADVANCES FOR CONSTRUCTION
OF MAINS AND COMPANY SERVICE LINES**

Applicability: Customer advances for Construction of Main, Company Service Lines, Meters and Meter Installation may be charged by Company from its customer under the circumstances and in the amount hereinafter set forth:

A. CUSTOMER ADVANCES FOR CONSTRUCTION OF MAIN

Whenever a customer pays to the Company the full Cost of a Main as a customer advance for construction, the Company shall refund for each Residential customer connected to such extended Main the average embedded cost per customer at the time the Main is installed.

Computation Formula for determining average embedded cost per customer:

P/C = Average embedded cost per customer - Mains = ~~\$1,868,002,002.~~
P = Kansas distribution plant in service for period ending December
31. (FPC Accounts Nos. 374, 375, 376, 378, 379 and 387,
inclusive)
C = Average number of customers for computation period.

**B. CUSTOMER ADVANCES FOR CONSTRUCTION OF COMPANY
SERVICE LINE, METER AND METER INSTALLATION**

Whenever a customer pays to the Company the full cost of a Company Service Line, Meter and Meter Installation as a customer advance for construction, the Company shall refund for each Residential Customer connected to the company Service Line and Meter the average embedded cost per customer at the time the Customer Service Line, Meter and Meter Installation is made.

Issued:	May	23 14	2024 23	23-ATMG-822-TAR Approved JVP Kansas Corporation Commission July 20, 2023 /s/ Lynn Retz
	(Month)	(Day)	(Year)	
Effective:	July	20	2023	
	(Month)	(Day)	(Year)	
By:	/s/ Kathleen Ocanas Vice President, Rates & Regulatory Affairs			
	(Signature of Officer)			(Title)

THE STATE CORPORATION COMMISSION OF KANSAS

ATMOS ENERGY CORPORATION

SCHEDULE III: Schedule of Customer
Advances for Construction of Mains and
Company Service Lines

(Name of Issuing Utility)

ENTIRE SERVICE AREA

(Territory to which Schedule is applicable)

No Supplement or separate understanding
shall modify the tariff as shown hereon.

Sheet 2 of 2 Sheets

Computation formula for determining average embedded cost per customer:

S/C = Average embedded cost per customer - Services = \$~~1,390.00~~1,441.
 S = Service lines, meters and meter installation of Kansas Distribution
 plant in service for period ending December 31. (FPC Account
 381, 382, 383, 384 and 385).
 C = Average number of customers for computation period.

C. COMPUTATION PERIOD

The computation period shall be the twelve-month period ending December 31.

D. REPORTING REQUIREMENTS

Annually, on or before May 1, the Company shall submit to the Commission the
 computed average embedded cost per customer for Mains and for Company Service Lines,
 Meters and Meter Installations.

E. EFFECTIVE DATE

The computed average embedded cost per customer (P/C or S/C) shall be
 effective upon the date of Commission approval.

Issued:	May	23 <u>14</u>	2023 <u>2024</u>
	(Month)	(Day)	(Year)
Effective:	July	20	2023
	(Month)	(Day)	(Year)
By:	/s/ Kathleen Ocanas Vice President, Rates & Regulatory Affairs		
	(Signature of Officer)		(Title)

23-ATMG-822-TAR
Approved JWP
Kansas Corporation Commission
July 20, 2023
/s/ Lynn Rettz

KANSAS IMBEDDED COST ANALYSIS

Type	Account	2011 Plant	2012 Plant	2013 Plant	2014 Plant	2015 Plant	2016 Plant	2017 Plant	2018 Plant	2019 Plant	2020 Plant	2021 Plant	2022 Plant	2023 Plant
Avg. custs		128,207	128,570	129,952	130,457	131,541	132,401	133,586	134,807	135,684	137,459	138,871	140,089	140,724
Mains	374	\$963,586	\$963,586	\$982,760	\$1,004,435	\$1,004,435	\$1,004,360	\$1,004,360	\$1,004,410	\$1,004,410	\$1,004,410	\$1,004,410	\$1,004,410	\$1,004,410
	375	\$119,494	\$119,494	\$152,685	\$152,685	\$152,685	\$152,685	\$152,685	\$152,685	\$152,685	\$152,685	\$152,685	\$152,685	\$152,685
	376	\$125,834,195	\$138,876,702	\$152,852,858	\$158,615,440	\$171,603,450	\$179,161,221	\$189,724,271	\$202,282,946	\$210,862,959	\$217,037,867	\$231,336,574	\$249,057,488	\$268,653,432
	378	\$3,564,993	\$3,817,427	\$4,319,263	\$4,472,715	\$5,583,639	\$5,537,072	\$5,616,963	\$5,606,146	\$5,684,993	\$5,890,932	\$6,098,247	\$6,331,146	\$6,816,269
	379	\$2,230,070	\$2,253,184	\$2,316,489	\$2,406,065	\$3,354,284	\$3,393,678	\$3,471,575	\$3,504,885	\$3,548,346	\$3,611,034	\$3,685,723	\$4,293,704	\$4,321,700
	387	\$613,731	\$613,731	\$617,861	\$617,861	\$617,861	\$617,861	\$628,454	\$628,454	\$628,454	\$701,471	\$786,744	\$786,744	\$786,744
	Total	\$133,326,069	\$146,644,124	\$161,241,916	\$167,269,201	\$182,316,354	\$189,866,877	\$200,598,308	\$213,179,526	\$221,881,847	\$228,398,399	\$243,064,383	\$261,626,177	\$281,735,240
	Imbedded cost	\$1,039.93	\$1,140.58	\$1,240.78	\$1,282.18	\$1,386.00	\$1,434.03	\$1,501.64	\$1,581.37	\$1,635.28	\$1,661.57	\$1,750.29	\$1,867.57	\$2,002.04
Services	380	\$58,203,179	\$60,138,600	\$62,788,888	\$65,855,772	\$71,284,518	\$75,005,240	\$80,188,195	\$83,556,265	\$87,659,124	\$94,116,558	\$101,811,541	\$109,997,725	\$117,077,999
	381	\$15,120,558	\$16,133,306	\$17,354,855	\$21,052,830	\$22,574,382	\$23,638,460	\$26,437,598	\$29,215,184	\$33,251,419	\$36,105,092	\$39,213,603	\$43,745,180	\$43,009,417
	382	\$24,414,775	\$25,874,560	\$26,568,508	\$27,175,459	\$26,712,711	\$27,062,404	\$27,681,748	\$28,108,674	\$28,940,405	\$30,442,960	\$35,596,221	\$36,715,478	\$38,119,412
	383	\$2,206,607	\$2,696,623	\$2,830,874	\$2,300,665	\$2,570,011	\$2,475,688	\$2,391,067	\$2,010,869	\$2,048,686	\$1,994,309	\$2,218,127	\$2,166,354	\$2,459,953
	384	\$209,461	\$209,461	\$209,461	\$209,461	\$209,461	\$209,461	\$209,461	\$209,461	\$209,461	\$209,461	\$209,461	\$209,461	\$209,461
	385	\$1,019,911	\$1,269,780	\$1,447,468	\$1,584,536	\$1,731,998	\$1,830,325	\$1,830,296	\$1,830,296	\$1,830,578	\$1,830,578	\$1,860,687	\$1,850,269	\$1,850,269
	Total	\$101,174,491	\$106,322,330	\$111,200,054	\$118,178,723	\$125,083,081	\$130,221,578	\$138,738,365	\$144,930,749	\$153,939,673	\$164,698,958	\$180,909,640	\$194,684,467	\$202,726,511
	Imbedded cost	\$789.15	\$826.96	\$855.70	\$905.88	\$950.91	\$983.54	\$1,038.57	\$1,075.10	\$1,134.55	\$1,198.17	\$1,302.72	\$1,389.72	\$1,440.60